

AREA OF RESIDENTIAL PROPERTIES IN THE PHASE
期數中的住宅物業的面積

Description of Residential Property 物業的描述			Saleable Area (including balcony, utility platform and verandah, if any) sq. metre (sq.ft.) 實用面積 (包括露台, 工作平台及陽台 (如有)) 平方米(平方呎)	Area of other specified items (Not included in the Saleable Area) sq. metre (sq.ft.) 其他指明項目的面積 (不計算入實用面積) 平方米(平方呎)									
Block Name 大廈名稱	Floor 樓層	Unit 單位		Air-conditioning plant room 空調機房	Bay window 窗台	Cockloft 閣樓	Flat roof 平台	Garden 花園	Parking space 停車位	Roof 天台	Stairhood 梯屋	Terrace 前庭	Yard 庭院
Tower T-1 第T-1座	5/F 5樓	A	83.264 (896) Balcony 露台 : 2.178 (23) Utility Platform 工作平台 : 1.499 (16) Verandah 陽台 : -	-	2.751 (30)	-	-	-	-	-	-	-	-
		B	80.785 (869) Balcony 露台 : 2.178 (23) Utility Platform 工作平台 : 1.5 (16) Verandah 陽台 : -	-	2.751 (30)	-	-	-	-	-	-	-	-
		C	65.196 (702) Balcony 露台 : - Utility Platform 工作平台 : 1.5 (16) Verandah 陽台 : -	-	1.326 (14)	-	48.945 (527)	-	-	-	-	-	-
		D	48.511 (522) Balcony 露台 : - Utility Platform 工作平台 : 1.499 (16) Verandah 陽台 : -	-	0.950 (10)	-	17.303 (186)	-	-	-	-	-	-
		E	55.255 (595) Balcony 露台 : - Utility Platform 工作平台 : 1.5 (16) Verandah 陽台 : -	-	1.900 (20)	-	19.988 (215)	-	-	-	-	-	-

The saleable area of the residential property and the floor area of balcony, utility platform and verandah (if any) are calculated in accordance with Section 8 of the Residential Properties (First-hand Sales) Ordinance; and the areas of the other specified items (not included in the saleable area) are calculated in accordance with Part 2 of Schedule 2 of the Residential Properties (First-hand Sales) Ordinance.

住宅物業的實用面積、以及露台、工作平台及陽台 (如有) 的樓面面積，是按照《一手住宅物業銷售條例》第8條計算得出的。其他指明項目的面積(不計算入實用面積)，是按照《一手住宅物業銷售條例》附表2第2部計算得出的。

AREA OF RESIDENTIAL PROPERTIES IN THE PHASE

期數中的住宅物業的面積

Description of Residential Property 物業的描述			Saleable Area (including balcony, utility platform and verandah, if any) sq. metre (sq.ft.) 實用面積 (包括露台, 工作平台及陽台 (如有)) 平方米(平方呎)	Area of other specified items (Not included in the Saleable Area) sq. metre (sq.ft.) 其他指明項目的面積 (不計算入實用面積) 平方米(平方呎)											
Block Name 大廈名稱	Floor 樓層	Unit 單位		Air-conditioning plant room 空調機房	Bay window 窗台	Cockloft 閣樓	Flat roof 平台	Garden 花園	Parking space 停車位	Roof 天台	Stairhood 梯屋	Terrace 前庭	Yard 庭院		
Tower T-1 第T-1座	6/F-12/F, 15/F-23/F & 25/F-29/F 6樓至12樓, 15樓至23樓及 25樓至29樓	A	83.264 (896) Balcony 露台 : 2.178 (23) Utility Platform 工作平台 : 1.499 (16) Verandah 陽台 : -	-	2.751 (30)	-	-	-	-	-	-	-	-		
		B	80.785 (869) Balcony 露台 : 2.178 (23) Utility Platform 工作平台 : 1.5 (16) Verandah 陽台 : -	-	2.751 (30)	-	-	-	-	-	-	-	-	-	
		C	66.110 (712) Balcony 露台 : 2.0 (22) Utility Platform 工作平台 : 1.5 (16) Verandah 陽台 : -	-	2.413 (26)	-	-	-	-	-	-	-	-	-	-
		D	49.586 (534) Balcony 露台 : 2.0 (22) Utility Platform 工作平台 : 1.499 (16) Verandah 陽台 : -	-	1.875 (20)	-	-	-	-	-	-	-	-	-	-
		E	57.330 (617) Balcony 露台 : 2.0 (22) Utility Platform 工作平台 : 1.5 (16) Verandah 陽台 : -	-	2.713 (29)	-	-	-	-	-	-	-	-	-	-

The saleable area of the residential property and the floor area of balcony, utility platform and verandah (if any) are calculated in accordance with Section 8 of the Residential Properties (First-hand Sales) Ordinance; and the areas of the other specified items (not included in the saleable area) are calculated in accordance with Part 2 of Schedule 2 of the Residential Properties (First-hand Sales) Ordinance.

住宅物業的實用面積、以及露台、工作平台及陽台 (如有) 的樓面面積，是按照《一手住宅物業銷售條例》第8條計算得出的。其他指明項目的面積(不計算入實用面積)，是按照《一手住宅物業銷售條例》附表2第2部計算得出的。

AREA OF RESIDENTIAL PROPERTIES IN THE PHASE

期數中的住宅物業的面積

Description of Residential Property 物業的描述			Saleable Area (including balcony, utility platform and verandah, if any) sq. metre (sq.ft.) 實用面積 (包括露台, 工作平台及陽台 (如有)) 平方米(平方呎)	Area of other specified items (Not included in the Saleable Area) sq. metre (sq.ft.) 其他指明項目的面積 (不計算入實用面積) 平方米(平方呎)										
Block Name 大廈名稱	Floor 樓層	Unit 單位		Air-conditioning plant room 空調機房	Bay window 窗台	Cockloft 閣樓	Flat roof 平台	Garden 花園	Parking space 停車位	Roof 天台	Stairhood 梯屋	Terrace 前庭	Yard 庭院	
Tower T-1 第T-1座	31/F 31樓	A	122.603 (1319) Balcony 露台 : 3.353 (36) Utility Platform 工作平台 : 1.5 (16) Verandah 陽台 : -	-	1.463 (16)	-	36.992 (398)	-	-	-	-	-	-	
		C	90.307 (972) Balcony 露台 : 2.409 (26) Utility Platform 工作平台 : 1.5 (16) Verandah 陽台 : -	-	2.276 (24)	-	5.507 (59)	-	-	-	-	-	-	
		D	49.586 (534) Balcony 露台 : 2.0 (22) Utility Platform 工作平台 : 1.499 (16) Verandah 陽台 : -	-	1.875 (20)	-	-	-	-	-	-	-	-	-
		E	57.330 (617) Balcony 露台 : 2.0 (22) Utility Platform 工作平台 : 1.5 (16) Verandah 陽台 : -	-	2.713 (29)	-	-	-	-	-	-	-	-	-
	32/F-33/F & 35/F-43/F 32樓至33樓及35樓至43樓	A	121.303 (1305) Balcony 露台 : 3.353 (36) Utility Platform 工作平台 : 1.5 (16) Verandah 陽台 : -	-	2.763 (30)	-	-	-	-	-	-	-	-	-
		C	90.307 (972) Balcony 露台 : 2.409 (26) Utility Platform 工作平台 : 1.5 (16) Verandah 陽台 : -	-	2.276 (24)	-	-	-	-	-	-	-	-	-
		D	49.586 (534) Balcony 露台 : 2.0 (22) Utility Platform 工作平台 : 1.499 (16) Verandah 陽台 : -	-	1.875 (20)	-	-	-	-	-	-	-	-	-
		E	57.330 (617) Balcony 露台 : 2.0 (22) Utility Platform 工作平台 : 1.5 (16) Verandah 陽台 : -	-	2.713 (29)	-	-	-	-	-	-	-	-	-

The saleable area of the residential property and the floor area of balcony, utility platform and verandah (if any) are calculated in accordance with Section 8 of the Residential Properties (First-hand Sales) Ordinance; and the areas of the other specified items (not included in the saleable area) are calculated in accordance with Part 2 of Schedule 2 of the Residential Properties (First-hand Sales) Ordinance.

住宅物業的實用面積、以及露台、工作平台及陽台(如有)的樓面面積，是按照《一手住宅物業銷售條例》第8條計算得出的。其他指明項目的面積(不計算入實用面積)，是按照《一手住宅物業銷售條例》附表2第2部計算得出的。

AREA OF RESIDENTIAL PROPERTIES IN THE PHASE

期數中的住宅物業的面積

Description of Residential Property 物業的描述			Saleable Area (including balcony, utility platform and verandah, if any) sq. metre (sq.ft.) 實用面積 (包括露台, 工作平台及陽台 (如有)) 平方米(平方呎)	Area of other specified items (Not included in the Saleable Area) sq. metre (sq.ft.) 其他指明項目的面積 (不計算入實用面積) 平方米(平方呎)									
Block Name 大廈名稱	Floor 樓層	Unit 單位		Air-conditioning plant room 空調機房	Bay window 窗台	Cockloft 閣樓	Flat roof 平台	Garden 花園	Parking space 停車位	Roof 天台	Stairhood 梯屋	Terrace 前庭	Yard 庭院
Tower T-1 第T-1座	45/F (Duplex) 45樓 (複式)	A	173.618 (1869) Balcony 露台 : - Utility Platform 工作平台 : 1.5 (16) Verandah 陽台 : -	-	-	-	33.886 (365)	-	-	53.013 (571)	6.591 (71)	-	-
		C	159.118 (1713) Balcony 露台 : 4.072 (44) Utility Platform 工作平台 : 1.5 (16) Verandah 陽台 : -	-	-	-	7.273 (78)	-	-	45.724 (492)	7.528 (81)	-	-
		D	140.071 (1508) Balcony 露台 : - Utility Platform 工作平台 : - Verandah 陽台 : -	-	-	-	44.832 (483)	-	-	39.232 (422)	7.717 (83)	-	-

The saleable area of the residential property and the floor area of balcony, utility platform and verandah (if any) are calculated in accordance with Section 8 of the Residential Properties (First-hand Sales) Ordinance; and the areas of the other specified items (not included in the saleable area) are calculated in accordance with Part 2 of Schedule 2 of the Residential Properties (First-hand Sales) Ordinance.

住宅物業的實用面積、以及露台、工作平台及陽台 (如有) 的樓面面積，是按照《一手住宅物業銷售條例》第8條計算得出的。其他指明項目的面積(不計算入實用面積)，是按照《一手住宅物業銷售條例》附表2第2部計算得出的。

AREA OF RESIDENTIAL PROPERTIES IN THE PHASE
期數中的住宅物業的面積

Description of Residential Property 物業的描述			Saleable Area (including balcony, utility platform and verandah, if any) sq. metre (sq.ft.) 實用面積 (包括露台, 工作平台及陽台 (如有)) 平方米(平方呎)	Area of other specified items (Not included in the Saleable Area) sq. metre (sq.ft.) 其他指明項目的面積 (不計算入實用面積) 平方米(平方呎)									
Block Name 大廈名稱	Floor 樓層	Unit 單位		Air-conditioning plant room 空調機房	Bay window 窗台	Cockloft 閣樓	Flat roof 平台	Garden 花園	Parking space 停車位	Roof 天台	Stairhood 梯屋	Terrace 前庭	Yard 庭院
Tower T-2 第T-2座	5/F 5樓	A	78.890 (849) Balcony 露台 : - Utility Platform 工作平台 : 1.5 (16) Verandah 陽台 : -	-	1.413 (15)	-	35.620 (383)	-	-	-	-	-	-
		B	78.805 (848) Balcony 露台 : - Utility Platform 工作平台 : 1.5 (16) Verandah 陽台 : -	-	2.751 (30)	-	7.077 (76)	-	-	-	-	-	-
		C	64.935 (699) Balcony 露台 : - Utility Platform 工作平台 : 1.5 (16) Verandah 陽台 : -	-	1.326 (14)	-	43.119 (464)	-	-	-	-	-	-
		D	48.727 (524) Balcony 露台 : - Utility Platform 工作平台 : 1.5 (16) Verandah 陽台 : -	-	0.850 (9)	-	13.611 (147)	-	-	-	-	-	-
		E	48.929 (527) Balcony 露台 : - Utility Platform 工作平台 : 1.5 (16) Verandah 陽台 : -	-	0.850 (9)	-	16.488 (177)	-	-	-	-	-	-

The saleable area of the residential property and the floor area of balcony, utility platform and verandah (if any) are calculated in accordance with Section 8 of the Residential Properties (First-hand Sales) Ordinance; and the areas of the other specified items (not included in the saleable area) are calculated in accordance with Part 2 of Schedule 2 of the Residential Properties (First-hand Sales) Ordinance.

住宅物業的實用面積、以及露台、工作平台及陽台 (如有) 的樓面面積，是按照《一手住宅物業銷售條例》第8條計算得出的。其他指明項目的面積(不計算入實用面積)，是按照《一手住宅物業銷售條例》附表2第2部計算得出的。

AREA OF RESIDENTIAL PROPERTIES IN THE PHASE

期數中的住宅物業的面積

Description of Residential Property 物業的描述			Saleable Area (including balcony, utility platform and verandah, if any) sq. metre (sq.ft.) 實用面積 (包括露台, 工作平台及陽台 (如有)) 平方米(平方呎)	Area of other specified items (Not included in the Saleable Area) sq. metre (sq.ft.) 其他指明項目的面積 (不計算入實用面積) 平方米(平方呎)											
Block Name 大廈名稱	Floor 樓層	Unit 單位		Air-conditioning plant room 空調機房	Bay window 窗台	Cockloft 閣樓	Flat roof 平台	Garden 花園	Parking space 停車位	Roof 天台	Stairhood 梯屋	Terrace 前庭	Yard 庭院		
Tower T-2 第T-2座	6/F-12/F, 15/F-23/F & 25/F-29/F 6樓至12樓, 15樓至23樓及 25樓至29樓	A	80.059 (862) Balcony 露台 : 2.194 (24) Utility Platform 工作平台 : 1.5 (16) Verandah 陽台 : -	-	2.438 (26)	-	-	-	-	-	-	-	-		
		B	80.999 (872) Balcony 露台 : 2.194 (24) Utility Platform 工作平台 : 1.5 (16) Verandah 陽台 : -	-	2.751 (30)	-	-	-	-	-	-	-	-	-	
		C	65.849 (709) Balcony 露台 : 2.0 (22) Utility Platform 工作平台 : 1.5 (16) Verandah 陽台 : -	-	2.413 (26)	-	-	-	-	-	-	-	-	-	-
		D	49.802 (536) Balcony 露台 : 2.0 (22) Utility Platform 工作平台 : 1.5 (16) Verandah 陽台 : -	-	1.775 (19)	-	-	-	-	-	-	-	-	-	-
		E	50.004 (539) Balcony 露台 : 2.0 (22) Utility Platform 工作平台 : 1.5 (16) Verandah 陽台 : -	-	1.775 (19)	-	-	-	-	-	-	-	-	-	-

The saleable area of the residential property and the floor area of balcony, utility platform and verandah (if any) are calculated in accordance with Section 8 of the Residential Properties (First-hand Sales) Ordinance; and the areas of the other specified items (not included in the saleable area) are calculated in accordance with Part 2 of Schedule 2 of the Residential Properties (First-hand Sales) Ordinance.

住宅物業的實用面積、以及露台、工作平台及陽台 (如有) 的樓面面積，是按照《一手住宅物業銷售條例》第8條計算得出的。其他指明項目的面積(不計算入實用面積)，是按照《一手住宅物業銷售條例》附表2第2部計算得出的。

AREA OF RESIDENTIAL PROPERTIES IN THE PHASE

期數中的住宅物業的面積

Description of Residential Property 物業的描述			Saleable Area (including balcony, utility platform and verandah, if any) sq. metre (sq.ft.) 實用面積 (包括露台, 工作平台及陽台 (如有)) 平方米(平方呎)	Area of other specified items (Not included in the Saleable Area) sq. metre (sq.ft.) 其他指明項目的面積 (不計算入實用面積) 平方米(平方呎)										
Block Name 大廈名稱	Floor 樓層	Unit 單位		Air-conditioning plant room 空調機房	Bay window 窗台	Cockloft 閣樓	Flat roof 平台	Garden 花園	Parking space 停車位	Roof 天台	Stairhood 梯屋	Terrace 前庭	Yard 庭院	
Tower T-2 第T-2座	31/F 31樓	A	102.902 (1107) Balcony 露台 : 2.705 (29) Utility Platform 工作平台 : 1.5 (16) Verandah 陽台 : -	-	2.338 (25)	-	10.873 (117)	-	-	-	-	-	-	
		C	67.649 (728) Balcony 露台 : 2.0 (22) Utility Platform 工作平台 : 1.5 (16) Verandah 陽台 : -	-	0.613 (7)	-	-	-	-	-	-	-	-	
		D	49.802 (536) Balcony 露台 : 2.0 (22) Utility Platform 工作平台 : 1.5 (16) Verandah 陽台 : -	-	1.775 (19)	-	-	-	-	-	-	-	-	-
		E	50.004 (539) Balcony 露台 : 2.0 (22) Utility Platform 工作平台 : 1.5 (16) Verandah 陽台 : -	-	1.775 (19)	-	-	-	-	-	-	-	-	-
	32/F-33/F, 35/F-43/F & 45/F 32樓至33樓, 35樓至43樓及45樓	A	102.902 (1107) Balcony 露台 : 2.705 (29) Utility Platform 工作平台 : 1.5 (16) Verandah 陽台 : -	-	2.338 (25)	-	-	-	-	-	-	-	-	-
		C	67.649 (728) Balcony 露台 : 2.0 (22) Utility Platform 工作平台 : 1.5 (16) Verandah 陽台 : -	-	0.613 (7)	-	-	-	-	-	-	-	-	-
		D	49.802 (536) Balcony 露台 : 2.0 (22) Utility Platform 工作平台 : 1.5 (16) Verandah 陽台 : -	-	1.775 (19)	-	-	-	-	-	-	-	-	-
		E	50.004 (539) Balcony 露台 : 2.0 (22) Utility Platform 工作平台 : 1.5 (16) Verandah 陽台 : -	-	1.775 (19)	-	-	-	-	-	-	-	-	-

The saleable area of the residential property and the floor area of balcony, utility platform and verandah (if any) are calculated in accordance with Section 8 of the Residential Properties (First-hand Sales) Ordinance; and the areas of the other specified items (not included in the saleable area) are calculated in accordance with Part 2 of Schedule 2 of the Residential Properties (First-hand Sales) Ordinance.

住宅物業的實用面積、以及露台、工作平台及陽台(如有)的樓面面積, 是按照《一手住宅物業銷售條例》第8條計算得出的。其他指明項目的面積(不計算入實用面積), 是按照《一手住宅物業銷售條例》附表2第2部計算得出的。

AREA OF RESIDENTIAL PROPERTIES IN THE PHASE

期數中的住宅物業的面積

Description of Residential Property 物業的描述			Saleable Area (including balcony, utility platform and verandah, if any) sq. metre (sq.ft.) 實用面積 (包括露台, 工作平台及陽台 (如有)) 平方米(平方呎)	Area of other specified items (Not included in the Saleable Area) sq. metre (sq.ft.) 其他指明項目的面積 (不計算入實用面積) 平方米(平方呎)										
Block Name 大廈名稱	Floor 樓層	Unit 單位		Air-conditioning plant room 空調機房	Bay window 窗台	Cockloft 閣樓	Flat roof 平台	Garden 花園	Parking space 停車位	Roof 天台	Stairhood 梯屋	Terrace 前庭	Yard 庭院	
Tower T-2 第T-2座	46/F 46樓	A	104.237 (1122) Balcony 露台 : 2.705 (29) Utility Platform 工作平台 : 1.5 (16) Verandah 陽台 : -	-	2.338 (25)	-	-	-	-	-	-	-	-	
		C	67.649 (728) Balcony 露台 : 2.0 (22) Utility Platform 工作平台 : 1.5 (16) Verandah 陽台 : -	-	0.613 (7)	-	-	-	-	-	-	-	-	
		D	49.802 (536) Balcony 露台 : 2.0 (22) Utility Platform 工作平台 : 1.5 (16) Verandah 陽台 : -	-	1.775 (19)	-	-	-	-	-	-	-	-	-
		E	50.004 (539) Balcony 露台 : 2.0 (22) Utility Platform 工作平台 : 1.5 (16) Verandah 陽台 : -	-	1.775 (19)	-	-	-	-	-	-	-	-	-
	47/F (Duplex) 47樓 (複式)	A	147.681 (1590) Balcony 露台 : - Utility Platform 工作平台 : 1.5 (16) Verandah 陽台 : -	-	-	-	24.579 (265)	-	-	45.832 (493)	7.848 (84)	-	-	
		C	134.024 (1443) Balcony 露台 : 3.491 (38) Utility Platform 工作平台 : - Verandah 陽台 : -	-	-	-	0.670 (7)	-	-	48.621 (523)	8.218 (88)	-	-	
		D	130.965 (1410) Balcony 露台 : - Utility Platform 工作平台 : - Verandah 陽台 : -	-	-	-	29.781 (321)	-	-	40.753 (439)	6.094 (66)	-	-	

The saleable area of the residential property and the floor area of balcony, utility platform and verandah (if any) are calculated in accordance with Section 8 of the Residential Properties (First-hand Sales) Ordinance; and the areas of the other specified items (not included in the saleable area) are calculated in accordance with Part 2 of Schedule 2 of the Residential Properties (First-hand Sales) Ordinance.

住宅物業的實用面積、以及露台、工作平台及陽台 (如有) 的樓面面積，是按照《一手住宅物業銷售條例》第8條計算得出的。其他指明項目的面積(不計算入實用面積)，是按照《一手住宅物業銷售條例》附表2第2部計算得出的。

AREA OF RESIDENTIAL PROPERTIES IN THE PHASE
期數中的住宅物業的面積

Description of Residential Property 物業的描述			Saleable Area (including balcony, utility platform and verandah, if any) sq. metre (sq.ft.) 實用面積 (包括露台, 工作平台及陽台 (如有)) 平方米(平方呎)	Area of other specified items (Not included in the Saleable Area) sq. metre (sq.ft.) 其他指明項目的面積 (不計算入實用面積) 平方米(平方呎)										
Block Name 大廈名稱	Floor 樓層	Unit 單位		Air-conditioning plant room 空調機房	Bay window 窗台	Cockloft 閣樓	Flat roof 平台	Garden 花園	Parking space 停車位	Roof 天台	Stairhood 梯屋	Terrace 前庭	Yard 庭院	
Tower T-3 第T-3座	5/F 5樓	A	78.890 (849) Balcony 露台 : - Utility Platform 工作平台 : 1.5 (16) Verandah 陽台 : -	-	1.413 (15)	-	35.896 (386)	-	-	-	-	-	-	
		B	78.899 (849) Balcony 露台 : - Utility Platform 工作平台 : 1.5 (16) Verandah 陽台 : -	-	2.751 (30)	-	7.145 (77)	-	-	-	-	-	-	
		C	49.100 (528) Balcony 露台 : - Utility Platform 工作平台 : 1.5 (16) Verandah 陽台 : -	-	0.738 (8)	-	41.166 (443)	-	-	-	-	-	-	-
		D	48.727 (524) Balcony 露台 : - Utility Platform 工作平台 : 1.5 (16) Verandah 陽台 : -	-	0.850 (9)	-	13.566 (146)	-	-	-	-	-	-	-
		E	48.930 (526) Balcony 露台 : - Utility Platform 工作平台 : 1.412 (15) Verandah 陽台 : -	-	0.850 (9)	-	15.714 (169)	-	-	-	-	-	-	-

The saleable area of the residential property and the floor area of balcony, utility platform and verandah (if any) are calculated in accordance with Section 8 of the Residential Properties (First-hand Sales) Ordinance; and the areas of the other specified items (not included in the saleable area) are calculated in accordance with Part 2 of Schedule 2 of the Residential Properties (First-hand Sales) Ordinance.

住宅物業的實用面積、以及露台、工作平台及陽台 (如有) 的樓面面積，是按照《一手住宅物業銷售條例》第8條計算得出的。其他指明項目的面積(不計算入實用面積)，是按照《一手住宅物業銷售條例》附表2第2部計算得出的。

AREA OF RESIDENTIAL PROPERTIES IN THE PHASE

期數中的住宅物業的面積

Description of Residential Property 物業的描述			Saleable Area (including balcony, utility platform and verandah, if any) sq. metre (sq.ft.) 實用面積 (包括露台, 工作平台及陽台 (如有)) 平方米(平方呎)	Area of other specified items (Not included in the Saleable Area) sq. metre (sq.ft.) 其他指明項目的面積 (不計算入實用面積) 平方米(平方呎)										
Block Name 大廈名稱	Floor 樓層	Unit 單位		Air-conditioning plant room 空調機房	Bay window 窗台	Cockloft 閣樓	Flat roof 平台	Garden 花園	Parking space 停車位	Roof 天台	Stairhood 梯屋	Terrace 前庭	Yard 庭院	
Tower T-3 第T-3座	6/F-12/F, 15/F-23/F & 25/F-29/F 6樓至12樓, 15樓至23樓及 25樓至29樓	A	80.059 (862) Balcony 露台 : 2.194 (24) Utility Platform 工作平台 : 1.5 (16) Verandah 陽台 : -	-	2.438 (26)	-	-	-	-	-	-	-	-	
		B	81.093 (873) Balcony 露台 : 2.194 (24) Utility Platform 工作平台 : 1.5 (16) Verandah 陽台 : -	-	2.751 (30)	-	-	-	-	-	-	-	-	
		C	50.176 (540) Balcony 露台 : 2.0 (22) Utility Platform 工作平台 : 1.5 (16) Verandah 陽台 : -	-	1.663 (18)	-	-	-	-	-	-	-	-	-
		D	49.802 (536) Balcony 露台 : 2.0 (22) Utility Platform 工作平台 : 1.5 (16) Verandah 陽台 : -	-	1.775 (19)	-	-	-	-	-	-	-	-	-
		E	50.004 (539) Balcony 露台 : 2.0 (22) Utility Platform 工作平台 : 1.412 (15) Verandah 陽台 : -	-	1.775 (19)	-	-	-	-	-	-	-	-	-

The saleable area of the residential property and the floor area of balcony, utility platform and verandah (if any) are calculated in accordance with Section 8 of the Residential Properties (First-hand Sales) Ordinance; and the areas of the other specified items (not included in the saleable area) are calculated in accordance with Part 2 of Schedule 2 of the Residential Properties (First-hand Sales) Ordinance.

住宅物業的實用面積、以及露台、工作平台及陽台(如有)的樓面面積，是按照《一手住宅物業銷售條例》第8條計算得出的。其他指明項目的面積(不計算入實用面積)，是按照《一手住宅物業銷售條例》附表2第2部計算得出的。

AREA OF RESIDENTIAL PROPERTIES IN THE PHASE
期數中的住宅物業的面積

Description of Residential Property 物業的描述			Saleable Area (including balcony, utility platform and verandah, if any) sq. metre (sq.ft.) 實用面積 (包括露台, 工作平台及陽台 (如有)) 平方米(平方呎)	Area of other specified items (Not included in the Saleable Area) sq. metre (sq.ft.) 其他指明項目的面積 (不計算入實用面積) 平方米(平方呎)											
Block Name 大廈名稱	Floor 樓層	Unit 單位		Air-conditioning plant room 空調機房	Bay window 窗台	Cockloft 閣樓	Flat roof 平台	Garden 花園	Parking space 停車位	Roof 天台	Stairhood 梯屋	Terrace 前庭	Yard 庭院		
Tower T-3 第T-3座	31/F-33/F & 35/F-42/F 31樓至33樓及35樓至42樓	A	81.144 (874) Balcony 露台 : 2.194 (24) Utility Platform 工作平台 : 1.5 (16) Verandah 陽台 : -	-	1.410 (15)	-	-	-	-	-	-	-	-		
		B	82.895 (893) Balcony 露台 : 2.194 (24) Utility Platform 工作平台 : 1.5 (16) Verandah 陽台 : -	-	1.413 (15)	-	-	-	-	-	-	-	-	-	
		C	50.176 (540) Balcony 露台 : 2.0 (22) Utility Platform 工作平台 : 1.5 (16) Verandah 陽台 : -	-	1.663 (18)	-	-	-	-	-	-	-	-	-	-
		D	49.802 (536) Balcony 露台 : 2.0 (22) Utility Platform 工作平台 : 1.5 (16) Verandah 陽台 : -	-	1.775 (19)	-	-	-	-	-	-	-	-	-	-
		E	50.004 (539) Balcony 露台 : 2.0 (22) Utility Platform 工作平台 : 1.412 (15) Verandah 陽台 : -	-	1.775 (19)	-	-	-	-	-	-	-	-	-	-

The saleable area of the residential property and the floor area of balcony, utility platform and verandah (if any) are calculated in accordance with Section 8 of the Residential Properties (First-hand Sales) Ordinance; and the areas of the other specified items (not included in the saleable area) are calculated in accordance with Part 2 of Schedule 2 of the Residential Properties (First-hand Sales) Ordinance.

住宅物業的實用面積、以及露台、工作平台及陽台 (如有) 的樓面面積，是按照《一手住宅物業銷售條例》第8條計算得出的。其他指明項目的面積(不計算入實用面積)，是按照《一手住宅物業銷售條例》附表2第2部計算得出的。

AREA OF RESIDENTIAL PROPERTIES IN THE PHASE

期數中的住宅物業的面積

Description of Residential Property 物業的描述			Saleable Area (including balcony, utility platform and verandah, if any) sq. metre (sq.ft.) 實用面積 (包括露台, 工作平台及陽台 (如有)) 平方米(平方呎)	Area of other specified items (Not included in the Saleable Area) sq. metre (sq.ft.) 其他指明項目的面積 (不計算入實用面積) 平方米(平方呎)										
Block Name 大廈名稱	Floor 樓層	Unit 單位		Air-conditioning plant room 空調機房	Bay window 窗台	Cockloft 閣樓	Flat roof 平台	Garden 花園	Parking space 停車位	Roof 天台	Stairhood 梯屋	Terrace 前庭	Yard 庭院	
Tower T-3 第T-3座	43/F 43樓	A	81.144 (874) Balcony 露台 : 2.194 (24) Utility Platform 工作平台 : 1.5 (16) Verandah 陽台 : -	-	1.410 (15)	-	-	-	-	-	-	-	-	
		B	82.855 (892) Balcony 露台 : 2.194 (24) Utility Platform 工作平台 : 1.5 (16) Verandah 陽台 : -	-	1.413 (15)	-	-	-	-	-	-	-	-	
		D	49.802 (536) Balcony 露台 : 2.0 (22) Utility Platform 工作平台 : 1.5 (16) Verandah 陽台 : -	-	1.775 (19)	-	-	-	-	-	-	-	-	-
		E	50.004 (539) Balcony 露台 : 2.0 (22) Utility Platform 工作平台 : 1.412 (15) Verandah 陽台 : -	-	1.775 (19)	-	-	-	-	-	-	-	-	-
	43/F (Duplex) 43樓 (複式)	C	99.668 (1073) Balcony 露台 : 2.362 (26) Utility Platform 工作平台 : - Verandah 陽台 : -	-	1.850 (20)	-	33.691 (363)	-	-	-	7.342 (79)	-	-	

The saleable area of the residential property and the floor area of balcony, utility platform and verandah (if any) are calculated in accordance with Section 8 of the Residential Properties (First-hand Sales) Ordinance; and the areas of the other specified items (not included in the saleable area) are calculated in accordance with Part 2 of Schedule 2 of the Residential Properties (First-hand Sales) Ordinance.

住宅物業的實用面積、以及露台、工作平台及陽台(如有)的樓面面積，是按照《一手住宅物業銷售條例》第8條計算得出的。其他指明項目的面積(不計算入實用面積)，是按照《一手住宅物業銷售條例》附表2第2部計算得出的。

AREA OF RESIDENTIAL PROPERTIES IN THE PHASE

期數中的住宅物業的面積

Description of Residential Property 物業的描述			Saleable Area (including balcony, utility platform and verandah, if any) sq. metre (sq.ft.) 實用面積 (包括露台, 工作平台及陽台 (如有)) 平方米(平方呎)	Area of other specified items (Not included in the Saleable Area) sq. metre (sq.ft.) 其他指明項目的面積 (不計算入實用面積) 平方米(平方呎)										
Block Name 大廈名稱	Floor 樓層	Unit 單位		Air-conditioning plant room 空調機房	Bay window 窗台	Cockloft 閣樓	Flat roof 平台	Garden 花園	Parking space 停車位	Roof 天台	Stairhood 梯屋	Terrace 前庭	Yard 庭院	
Tower T-3 第T-3座	45/F 45樓	A	81.144 (874) Balcony 露台 : 2.194 (24) Utility Platform 工作平台 : 1.5 (16) Verandah 陽台 : -	-	1.410 (15)	-	-	-	-	-	-	-	-	
		B	82.855 (892) Balcony 露台 : 2.194 (24) Utility Platform 工作平台 : 1.5 (16) Verandah 陽台 : -	-	1.413 (15)	-	-	-	-	-	-	-	-	
		D	49.802 (536) Balcony 露台 : 2.0 (22) Utility Platform 工作平台 : 1.5 (16) Verandah 陽台 : -	-	1.775 (19)	-	-	-	-	-	-	-	-	-
		E	50.004 (539) Balcony 露台 : 2.0 (22) Utility Platform 工作平台 : 1.412 (15) Verandah 陽台 : -	-	1.775 (19)	-	-	-	-	-	-	-	-	-
	46/F-47/F 46樓至47樓	A	81.144 (874) Balcony 露台 : 2.194 (24) Utility Platform 工作平台 : 1.5 (16) Verandah 陽台 : -	-	1.410 (15)	-	-	-	-	-	-	-	-	-
		B	82.910 (892) Balcony 露台 : 2.194 (24) Utility Platform 工作平台 : 1.5 (16) Verandah 陽台 : -	-	1.413 (15)	-	-	-	-	-	-	-	-	-
		D	49.802 (536) Balcony 露台 : 2.0 (22) Utility Platform 工作平台 : 1.5 (16) Verandah 陽台 : -	-	1.775 (19)	-	-	-	-	-	-	-	-	-
		E	50.004 (539) Balcony 露台 : 2.0 (22) Utility Platform 工作平台 : 1.412 (15) Verandah 陽台 : -	-	1.775 (19)	-	-	-	-	-	-	-	-	-

The saleable area of the residential property and the floor area of balcony, utility platform and verandah (if any) are calculated in accordance with Section 8 of the Residential Properties (First-hand Sales) Ordinance; and the areas of the other specified items (not included in the saleable area) are calculated in accordance with Part 2 of Schedule 2 of the Residential Properties (First-hand Sales) Ordinance.

住宅物業的實用面積、以及露台、工作平台及陽台(如有)的樓面面積，是按照《一手住宅物業銷售條例》第8條計算得出的。其他指明項目的面積(不計算入實用面積)，是按照《一手住宅物業銷售條例》附表2第2部計算得出的。

AREA OF RESIDENTIAL PROPERTIES IN THE PHASE

期數中的住宅物業的面積

Description of Residential Property 物業的描述			Saleable Area (including balcony, utility platform and verandah, if any) sq. metre (sq.ft.) 實用面積 (包括露台, 工作平台及陽台 (如有)) 平方米(平方呎)	Area of other specified items (Not included in the Saleable Area) sq. metre (sq.ft.) 其他指明項目的面積 (不計算入實用面積) 平方米(平方呎)									
Block Name 大廈名稱	Floor 樓層	Unit 單位		Air-conditioning plant room 空調機房	Bay window 窗台	Cockloft 閣樓	Flat roof 平台	Garden 花園	Parking space 停車位	Roof 天台	Stairhood 梯屋	Terrace 前庭	Yard 庭院
Tower T-3 第T-3座	48/F (Duplex) 48樓 (複式)	A	182.535 (1965) Balcony 露台 :- Utility Platform 工作平台 : 1.5 (16) Verandah 陽台 :-	-	-	-	65.196 (702)	-	-	61.406 (661)	5.872 (63)	-	-
		D	130.965 (1410) Balcony 露台 :- Utility Platform 工作平台 :- Verandah 陽台 :-	-	-	-	30.010 (323)	-	-	40.557 (437)	6.161 (66)	-	-

The saleable area of the residential property and the floor area of balcony, utility platform and verandah (if any) are calculated in accordance with Section 8 of the Residential Properties (First-hand Sales) Ordinance; and the areas of the other specified items (not included in the saleable area) are calculated in accordance with Part 2 of Schedule 2 of the Residential Properties (First-hand Sales) Ordinance.

住宅物業的實用面積、以及露台、工作平台及陽台 (如有) 的樓面面積，是按照《一手住宅物業銷售條例》第8條計算得出的。其他指明項目的面積(不計算入實用面積)，是按照《一手住宅物業銷售條例》附表2第2部計算得出的。

AREA OF RESIDENTIAL PROPERTIES IN THE PHASE
期數中的住宅物業的面積

Description of Residential Property 物業的描述			Saleable Area (including balcony, utility platform and verandah, if any) sq. metre (sq.ft.) 實用面積 (包括露台, 工作平台及陽台 (如有)) 平方米(平方呎)	Area of other specified items (Not included in the Saleable Area) sq. metre (sq.ft.) 其他指明項目的面積 (不計算入實用面積) 平方米(平方呎)										
Block Name 大廈名稱	Floor 樓層	Unit 單位		Air-conditioning plant room 空調機房	Bay window 窗台	Cockloft 閣樓	Flat roof 平台	Garden 花園	Parking space 停車位	Roof 天台	Stairhood 梯屋	Terrace 前庭	Yard 庭院	
Tower T-6 第T-6座	5/F 5樓	A	78.890 (849) Balcony 露台 : - Utility Platform 工作平台 : 1.5 (16) Verandah 陽台 : -	-	1.413 (15)	-	35.896 (386)	-	-	-	-	-	-	
		B	78.899 (849) Balcony 露台 : - Utility Platform 工作平台 : 1.5 (16) Verandah 陽台 : -	-	2.751 (30)	-	7.145 (77)	-	-	-	-	-	-	
		C	49.100 (528) Balcony 露台 : - Utility Platform 工作平台 : 1.5 (16) Verandah 陽台 : -	-	0.738 (8)	-	41.166 (443)	-	-	-	-	-	-	-
		D	48.727 (524) Balcony 露台 : - Utility Platform 工作平台 : 1.5 (16) Verandah 陽台 : -	-	0.850 (9)	-	13.566 (146)	-	-	-	-	-	-	-
		E	48.930 (526) Balcony 露台 : - Utility Platform 工作平台 : 1.412 (15) Verandah 陽台 : -	-	0.850 (9)	-	15.714 (169)	-	-	-	-	-	-	-

The saleable area of the residential property and the floor area of balcony, utility platform and verandah (if any) are calculated in accordance with Section 8 of the Residential Properties (First-hand Sales) Ordinance; and the areas of the other specified items (not included in the saleable area) are calculated in accordance with Part 2 of Schedule 2 of the Residential Properties (First-hand Sales) Ordinance.

住宅物業的實用面積、以及露台、工作平台及陽台 (如有) 的樓面面積，是按照《一手住宅物業銷售條例》第8條計算得出的。其他指明項目的面積(不計算入實用面積)，是按照《一手住宅物業銷售條例》附表2第2部計算得出的。

AREA OF RESIDENTIAL PROPERTIES IN THE PHASE

期數中的住宅物業的面積

Description of Residential Property 物業的描述			Saleable Area (including balcony, utility platform and verandah, if any) sq. metre (sq.ft.) 實用面積 (包括露台, 工作平台及陽台 (如有)) 平方米(平方呎)	Area of other specified items (Not included in the Saleable Area) sq. metre (sq.ft.) 其他指明項目的面積 (不計算入實用面積) 平方米(平方呎)										
Block Name 大廈名稱	Floor 樓層	Unit 單位		Air-conditioning plant room 空調機房	Bay window 窗台	Cockloft 閣樓	Flat roof 平台	Garden 花園	Parking space 停車位	Roof 天台	Stairhood 梯屋	Terrace 前庭	Yard 庭院	
Tower T-6 第T-6座	6/F-12/F, 15/F-23/F & 25/F-29/F 6樓至12樓, 15樓至23樓及 25樓至29樓	A	80.059 (862) Balcony 露台 : 2.194 (24) Utility Platform 工作平台 : 1.5 (16) Verandah 陽台 : -	-	2.438 (26)	-	-	-	-	-	-	-	-	
		B	81.093 (873) Balcony 露台 : 2.194 (24) Utility Platform 工作平台 : 1.5 (16) Verandah 陽台 : -	-	2.751 (30)	-	-	-	-	-	-	-	-	
		C	50.176 (540) Balcony 露台 : 2.0 (22) Utility Platform 工作平台 : 1.5 (16) Verandah 陽台 : -	-	1.663 (18)	-	-	-	-	-	-	-	-	-
		D	49.802 (536) Balcony 露台 : 2.0 (22) Utility Platform 工作平台 : 1.5 (16) Verandah 陽台 : -	-	1.775 (19)	-	-	-	-	-	-	-	-	-
		E	50.004 (539) Balcony 露台 : 2.0 (22) Utility Platform 工作平台 : 1.412 (15) Verandah 陽台 : -	-	1.775 (19)	-	-	-	-	-	-	-	-	-

The saleable area of the residential property and the floor area of balcony, utility platform and verandah (if any) are calculated in accordance with Section 8 of the Residential Properties (First-hand Sales) Ordinance; and the areas of the other specified items (not included in the saleable area) are calculated in accordance with Part 2 of Schedule 2 of the Residential Properties (First-hand Sales) Ordinance.

住宅物業的實用面積、以及露台、工作平台及陽台(如有)的樓面面積，是按照《一手住宅物業銷售條例》第8條計算得出的。其他指明項目的面積(不計算入實用面積)，是按照《一手住宅物業銷售條例》附表2第2部計算得出的。

AREA OF RESIDENTIAL PROPERTIES IN THE PHASE
期數中的住宅物業的面積

Description of Residential Property 物業的描述			Saleable Area (including balcony, utility platform and verandah, if any) sq. metre (sq.ft.) 實用面積 (包括露台, 工作平台及陽台 (如有)) 平方米(平方呎)	Area of other specified items (Not included in the Saleable Area) sq. metre (sq.ft.) 其他指明項目的面積 (不計算入實用面積) 平方米(平方呎)											
Block Name 大廈名稱	Floor 樓層	Unit 單位		Air-conditioning plant room 空調機房	Bay window 窗台	Cockloft 閣樓	Flat roof 平台	Garden 花園	Parking space 停車位	Roof 天台	Stairhood 梯屋	Terrace 前庭	Yard 庭院		
Tower T-6 第T-6座	31/F-33/F & 35/F-42/F 31樓至33樓及35樓至42樓	A	81.144 (874) Balcony 露台 : 2.194 (24) Utility Platform 工作平台 : 1.5 (16) Verandah 陽台 : -	-	1.410 (15)	-	-	-	-	-	-	-	-		
		B	82.895 (893) Balcony 露台 : 2.194 (24) Utility Platform 工作平台 : 1.5 (16) Verandah 陽台 : -	-	1.413 (15)	-	-	-	-	-	-	-	-	-	
		C	50.176 (540) Balcony 露台 : 2.0 (22) Utility Platform 工作平台 : 1.5 (16) Verandah 陽台 : -	-	1.663 (18)	-	-	-	-	-	-	-	-	-	-
		D	49.802 (536) Balcony 露台 : 2.0 (22) Utility Platform 工作平台 : 1.5 (16) Verandah 陽台 : -	-	1.775 (19)	-	-	-	-	-	-	-	-	-	-
		E	50.004 (539) Balcony 露台 : 2.0 (22) Utility Platform 工作平台 : 1.412 (15) Verandah 陽台 : -	-	1.775 (19)	-	-	-	-	-	-	-	-	-	-

The saleable area of the residential property and the floor area of balcony, utility platform and verandah (if any) are calculated in accordance with Section 8 of the Residential Properties (First-hand Sales) Ordinance; and the areas of the other specified items (not included in the saleable area) are calculated in accordance with Part 2 of Schedule 2 of the Residential Properties (First-hand Sales) Ordinance.

住宅物業的實用面積、以及露台、工作平台及陽台 (如有) 的樓面面積，是按照《一手住宅物業銷售條例》第8條計算得出的。其他指明項目的面積(不計算入實用面積)，是按照《一手住宅物業銷售條例》附表2第2部計算得出的。

AREA OF RESIDENTIAL PROPERTIES IN THE PHASE

期數中的住宅物業的面積

Description of Residential Property 物業的描述			Saleable Area (including balcony, utility platform and verandah, if any) sq. metre (sq.ft.) 實用面積 (包括露台, 工作平台及陽台 (如有)) 平方米(平方呎)	Area of other specified items (Not included in the Saleable Area) sq. metre (sq.ft.) 其他指明項目的面積 (不計算入實用面積) 平方米(平方呎)										
Block Name 大廈名稱	Floor 樓層	Unit 單位		Air-conditioning plant room 空調機房	Bay window 窗台	Cockloft 閣樓	Flat roof 平台	Garden 花園	Parking space 停車位	Roof 天台	Stairhood 梯屋	Terrace 前庭	Yard 庭院	
Tower T-6 第T-6座	43/F 43樓	A	81.144 (874) Balcony 露台 : 2.194 (24) Utility Platform 工作平台 : 1.5 (16) Verandah 陽台 : -	-	1.410 (15)	-	-	-	-	-	-	-	-	
		B	82.855 (892) Balcony 露台 : 2.194 (24) Utility Platform 工作平台 : 1.5 (16) Verandah 陽台 : -	-	1.413 (15)	-	-	-	-	-	-	-	-	
		D	49.802 (536) Balcony 露台 : 2.0 (22) Utility Platform 工作平台 : 1.5 (16) Verandah 陽台 : -	-	1.775 (19)	-	-	-	-	-	-	-	-	-
		E	50.004 (539) Balcony 露台 : 2.0 (22) Utility Platform 工作平台 : 1.412 (15) Verandah 陽台 : -	-	1.775 (19)	-	-	-	-	-	-	-	-	-
		43/F (Duplex) 43樓 (複式)	C	99.668 (1073) Balcony 露台 : 2.362 (26) Utility Platform 工作平台 : - Verandah 陽台 : -	-	1.850 (20)	-	33.691 (363)	-	-	-	7.342 (79)	-	-

The saleable area of the residential property and the floor area of balcony, utility platform and verandah (if any) are calculated in accordance with Section 8 of the Residential Properties (First-hand Sales) Ordinance; and the areas of the other specified items (not included in the saleable area) are calculated in accordance with Part 2 of Schedule 2 of the Residential Properties (First-hand Sales) Ordinance.

住宅物業的實用面積、以及露台、工作平台及陽台(如有)的樓面面積，是按照《一手住宅物業銷售條例》第8條計算得出的。其他指明項目的面積(不計算入實用面積)，是按照《一手住宅物業銷售條例》附表2第2部計算得出的。

AREA OF RESIDENTIAL PROPERTIES IN THE PHASE

期數中的住宅物業的面積

Description of Residential Property 物業的描述			Saleable Area (including balcony, utility platform and verandah, if any) sq. metre (sq.ft.) 實用面積 (包括露台, 工作平台及陽台 (如有)) 平方米(平方呎)	Area of other specified items (Not included in the Saleable Area) sq. metre (sq.ft.) 其他指明項目的面積 (不計算入實用面積) 平方米(平方呎)										
Block Name 大廈名稱	Floor 樓層	Unit 單位		Air-conditioning plant room 空調機房	Bay window 窗台	Cockloft 閣樓	Flat roof 平台	Garden 花園	Parking space 停車位	Roof 天台	Stairhood 梯屋	Terrace 前庭	Yard 庭院	
Tower T-6 第T-6座	45/F 45樓	A	81.144 (874) Balcony 露台 : 2.194 (24) Utility Platform 工作平台 : 1.5 (16) Verandah 陽台 : -	-	1.410 (15)	-	-	-	-	-	-	-	-	
		B	82.855 (892) Balcony 露台 : 2.194 (24) Utility Platform 工作平台 : 1.5 (16) Verandah 陽台 : -	-	1.413 (15)	-	-	-	-	-	-	-	-	
		D	49.802 (536) Balcony 露台 : 2.0 (22) Utility Platform 工作平台 : 1.5 (16) Verandah 陽台 : -	-	1.775 (19)	-	-	-	-	-	-	-	-	-
		E	50.004 (539) Balcony 露台 : 2.0 (22) Utility Platform 工作平台 : 1.412 (15) Verandah 陽台 : -	-	1.775 (19)	-	-	-	-	-	-	-	-	-
	46/F-47/F 46樓至47樓	A	81.144 (874) Balcony 露台 : 2.194 (24) Utility Platform 工作平台 : 1.5 (16) Verandah 陽台 : -	-	1.410 (15)	-	-	-	-	-	-	-	-	-
		B	82.910 (892) Balcony 露台 : 2.194 (24) Utility Platform 工作平台 : 1.5 (16) Verandah 陽台 : -	-	1.413 (15)	-	-	-	-	-	-	-	-	-
		D	49.802 (536) Balcony 露台 : 2.0 (22) Utility Platform 工作平台 : 1.5 (16) Verandah 陽台 : -	-	1.775 (19)	-	-	-	-	-	-	-	-	-
		E	50.004 (539) Balcony 露台 : 2.0 (22) Utility Platform 工作平台 : 1.412 (15) Verandah 陽台 : -	-	1.775 (19)	-	-	-	-	-	-	-	-	-

The saleable area of the residential property and the floor area of balcony, utility platform and verandah (if any) are calculated in accordance with Section 8 of the Residential Properties (First-hand Sales) Ordinance; and the areas of the other specified items (not included in the saleable area) are calculated in accordance with Part 2 of Schedule 2 of the Residential Properties (First-hand Sales) Ordinance.

住宅物業的實用面積、以及露台、工作平台及陽台(如有)的樓面面積，是按照《一手住宅物業銷售條例》第8條計算得出的。其他指明項目的面積(不計算入實用面積)，是按照《一手住宅物業銷售條例》附表2第2部計算得出的。

AREA OF RESIDENTIAL PROPERTIES IN THE PHASE

期數中的住宅物業的面積

Description of Residential Property 物業的描述			Saleable Area (including balcony, utility platform and verandah, if any) sq. metre (sq.ft.) 實用面積 (包括露台, 工作平台及陽台 (如有)) 平方米(平方呎)	Area of other specified items (Not included in the Saleable Area) sq. metre (sq.ft.) 其他指明項目的面積 (不計算入實用面積) 平方米(平方呎)									
Block Name 大廈名稱	Floor 樓層	Unit 單位		Air-conditioning plant room 空調機房	Bay window 窗台	Cockloft 閣樓	Flat roof 平台	Garden 花園	Parking space 停車位	Roof 天台	Stairhood 梯屋	Terrace 前庭	Yard 庭院
Tower T-6 第T-6座	48/F (Duplex) 48樓 (複式)	A	182.535 (1965) Balcony 露台 : - Utility Platform 工作平台 : 1.5 (16) Verandah 陽台 : -	-	-	-	65.196 (702)	-	-	61.406 (661)	5.872 (63)	-	-
		D	130.965 (1410) Balcony 露台 : - Utility Platform 工作平台 : - Verandah 陽台 : -	-	-	-	30.010 (323)	-	-	40.557 (437)	6.161 (66)	-	-

The saleable area of the residential property and the floor area of balcony, utility platform and verandah (if any) are calculated in accordance with Section 8 of the Residential Properties (First-hand Sales) Ordinance; and the areas of the other specified items (not included in the saleable area) are calculated in accordance with Part 2 of Schedule 2 of the Residential Properties (First-hand Sales) Ordinance.

住宅物業的實用面積、以及露台、工作平台及陽台 (如有) 的樓面面積，是按照《一手住宅物業銷售條例》第8條計算得出的。其他指明項目的面積(不計算入實用面積)，是按照《一手住宅物業銷售條例》附表2第2部計算得出的。

AREA OF RESIDENTIAL PROPERTIES IN THE PHASE
期數中的住宅物業的面積

Description of Residential Property 物業的描述			Saleable Area (including balcony, utility platform and verandah, if any) sq. metre (sq.ft.) 實用面積 (包括露台, 工作平台及陽台 (如有)) 平方米(平方呎)	Area of other specified items (Not included in the Saleable Area) sq. metre (sq.ft.) 其他指明項目的面積 (不計算入實用面積) 平方米(平方呎)										
Block Name 大廈名稱	Floor 樓層	Unit 單位		Air-conditioning plant room 空調機房	Bay window 窗台	Cockloft 閣樓	Flat roof 平台	Garden 花園	Parking space 停車位	Roof 天台	Stairhood 梯屋	Terrace 前庭	Yard 庭院	
Tower T-7 第T-7座	5/F 5樓	A	78.890 (849) Balcony 露台 :- Utility Platform 工作平台 : 1.5 (16) Verandah 陽台 :-	-	1.413 (15)	-	35.620 (383)	-	-	-	-	-	-	
		B	78.805 (848) Balcony 露台 :- Utility Platform 工作平台 : 1.5 (16) Verandah 陽台 :-	-	2.751 (30)	-	7.077 (76)	-	-	-	-	-	-	
		C	64.935 (699) Balcony 露台 :- Utility Platform 工作平台 : 1.5 (16) Verandah 陽台 :-	-	1.326 (14)	-	43.119 (464)	-	-	-	-	-	-	-
		D	48.727 (524) Balcony 露台 :- Utility Platform 工作平台 : 1.5 (16) Verandah 陽台 :-	-	0.850 (9)	-	13.611 (147)	-	-	-	-	-	-	-
		E	48.929 (527) Balcony 露台 :- Utility Platform 工作平台 : 1.5 (16) Verandah 陽台 :-	-	0.850 (9)	-	16.488 (177)	-	-	-	-	-	-	-

The saleable area of the residential property and the floor area of balcony, utility platform and verandah (if any) are calculated in accordance with Section 8 of the Residential Properties (First-hand Sales) Ordinance; and the areas of the other specified items (not included in the saleable area) are calculated in accordance with Part 2 of Schedule 2 of the Residential Properties (First-hand Sales) Ordinance.

住宅物業的實用面積、以及露台、工作平台及陽台 (如有) 的樓面面積，是按照《一手住宅物業銷售條例》第8條計算得出的。其他指明項目的面積(不計算入實用面積)，是按照《一手住宅物業銷售條例》附表2第2部計算得出的。

AREA OF RESIDENTIAL PROPERTIES IN THE PHASE

期數中的住宅物業的面積

Description of Residential Property 物業的描述			Saleable Area (including balcony, utility platform and verandah, if any) sq. metre (sq.ft.) 實用面積 (包括露台, 工作平台及陽台 (如有)) 平方米(平方呎)	Area of other specified items (Not included in the Saleable Area) sq. metre (sq.ft.) 其他指明項目的面積 (不計算入實用面積) 平方米(平方呎)											
Block Name 大廈名稱	Floor 樓層	Unit 單位		Air-conditioning plant room 空調機房	Bay window 窗台	Cockloft 閣樓	Flat roof 平台	Garden 花園	Parking space 停車位	Roof 天台	Stairhood 梯屋	Terrace 前庭	Yard 庭院		
Tower T-7 第T-7座	6/F-12/F, 15/F-23/F & 25/F-29/F 6樓至12樓, 15樓至23樓及 25樓至29樓	A	80.059 (862) Balcony 露台 : 2.194 (24) Utility Platform 工作平台 : 1.5 (16) Verandah 陽台 : -	-	2.438 (26)	-	-	-	-	-	-	-	-		
		B	80.999 (872) Balcony 露台 : 2.194 (24) Utility Platform 工作平台 : 1.5 (16) Verandah 陽台 : -	-	2.751 (30)	-	-	-	-	-	-	-	-	-	
		C	65.849 (709) Balcony 露台 : 2.0 (22) Utility Platform 工作平台 : 1.5 (16) Verandah 陽台 : -	-	2.413 (26)	-	-	-	-	-	-	-	-	-	-
		D	49.802 (536) Balcony 露台 : 2.0 (22) Utility Platform 工作平台 : 1.5 (16) Verandah 陽台 : -	-	1.775 (19)	-	-	-	-	-	-	-	-	-	-
		E	50.004 (539) Balcony 露台 : 2.0 (22) Utility Platform 工作平台 : 1.5 (16) Verandah 陽台 : -	-	1.775 (19)	-	-	-	-	-	-	-	-	-	-

The saleable area of the residential property and the floor area of balcony, utility platform and verandah (if any) are calculated in accordance with Section 8 of the Residential Properties (First-hand Sales) Ordinance; and the areas of the other specified items (not included in the saleable area) are calculated in accordance with Part 2 of Schedule 2 of the Residential Properties (First-hand Sales) Ordinance.

住宅物業的實用面積、以及露台、工作平台及陽台(如有)的樓面面積，是按照《一手住宅物業銷售條例》第8條計算得出的。其他指明項目的面積(不計算入實用面積)，是按照《一手住宅物業銷售條例》附表2第2部計算得出的。

AREA OF RESIDENTIAL PROPERTIES IN THE PHASE

期數中的住宅物業的面積

Description of Residential Property 物業的描述			Saleable Area (including balcony, utility platform and verandah, if any) sq. metre (sq.ft.) 實用面積 (包括露台, 工作平台及陽台 (如有)) 平方米(平方呎)	Area of other specified items (Not included in the Saleable Area) sq. metre (sq.ft.) 其他指明項目的面積 (不計算入實用面積) 平方米(平方呎)										
Block Name 大廈名稱	Floor 樓層	Unit 單位		Air-conditioning plant room 空調機房	Bay window 窗台	Cockloft 閣樓	Flat roof 平台	Garden 花園	Parking space 停車位	Roof 天台	Stairhood 梯屋	Terrace 前庭	Yard 庭院	
Tower T-7 第T-7座	31/F 31樓	A	102.902 (1107) Balcony 露台 : 2.705 (29) Utility Platform 工作平台 : 1.5 (16) Verandah 陽台 : -	-	2.338 (25)	-	10.873 (117)	-	-	-	-	-	-	
		C	67.649 (728) Balcony 露台 : 2.0 (22) Utility Platform 工作平台 : 1.5 (16) Verandah 陽台 : -	-	0.613 (7)	-	-	-	-	-	-	-	-	
		D	49.802 (536) Balcony 露台 : 2.0 (22) Utility Platform 工作平台 : 1.5 (16) Verandah 陽台 : -	-	1.775 (19)	-	-	-	-	-	-	-	-	-
		E	50.004 (539) Balcony 露台 : 2.0 (22) Utility Platform 工作平台 : 1.5 (16) Verandah 陽台 : -	-	1.775 (19)	-	-	-	-	-	-	-	-	-
	32/F-33/F, 35/F-43/F & 45/F 32樓至33樓, 35樓至43樓及45樓	A	102.902 (1107) Balcony 露台 : 2.705 (29) Utility Platform 工作平台 : 1.5 (16) Verandah 陽台 : -	-	2.338 (25)	-	-	-	-	-	-	-	-	-
		C	67.649 (728) Balcony 露台 : 2.0 (22) Utility Platform 工作平台 : 1.5 (16) Verandah 陽台 : -	-	0.613 (7)	-	-	-	-	-	-	-	-	-
		D	49.802 (536) Balcony 露台 : 2.0 (22) Utility Platform 工作平台 : 1.5 (16) Verandah 陽台 : -	-	1.775 (19)	-	-	-	-	-	-	-	-	-
		E	50.004 (539) Balcony 露台 : 2.0 (22) Utility Platform 工作平台 : 1.5 (16) Verandah 陽台 : -	-	1.775 (19)	-	-	-	-	-	-	-	-	-

The saleable area of the residential property and the floor area of balcony, utility platform and verandah (if any) are calculated in accordance with Section 8 of the Residential Properties (First-hand Sales) Ordinance; and the areas of the other specified items (not included in the saleable area) are calculated in accordance with Part 2 of Schedule 2 of the Residential Properties (First-hand Sales) Ordinance.

住宅物業的實用面積、以及露台、工作平台及陽台(如有)的樓面面積，是按照《一手住宅物業銷售條例》第8條計算得出的。其他指明項目的面積(不計算入實用面積)，是按照《一手住宅物業銷售條例》附表2第2部計算得出的。

AREA OF RESIDENTIAL PROPERTIES IN THE PHASE

期數中的住宅物業的面積

Description of Residential Property 物業的描述			Saleable Area (including balcony, utility platform and verandah, if any) sq. metre (sq.ft.) 實用面積 (包括露台, 工作平台及陽台 (如有)) 平方米(平方呎)	Area of other specified items (Not included in the Saleable Area) sq. metre (sq.ft.) 其他指明項目的面積 (不計算入實用面積) 平方米(平方呎)											
Block Name 大廈名稱	Floor 樓層	Unit 單位		Air-conditioning plant room 空調機房	Bay window 窗台	Cockloft 閣樓	Flat roof 平台	Garden 花園	Parking space 停車位	Roof 天台	Stairhood 梯屋	Terrace 前庭	Yard 庭院		
Tower T-7 第T-7座	46/F 46樓	A	104.237 (1122) Balcony 露台 : 2.705 (29) Utility Platform 工作平台 : 1.5 (16) Verandah 陽台 : -	-	2.338 (25)	-	-	-	-	-	-	-	-		
		C	67.649 (728) Balcony 露台 : 2.0 (22) Utility Platform 工作平台 : 1.5 (16) Verandah 陽台 : -	-	0.613 (7)	-	-	-	-	-	-	-	-	-	
		D	49.802 (536) Balcony 露台 : 2.0 (22) Utility Platform 工作平台 : 1.5 (16) Verandah 陽台 : -	-	1.775 (19)	-	-	-	-	-	-	-	-	-	-
		E	50.004 (539) Balcony 露台 : 2.0 (22) Utility Platform 工作平台 : 1.5 (16) Verandah 陽台 : -	-	1.775 (19)	-	-	-	-	-	-	-	-	-	-
	47/F (Duplex) 47樓 (複式)	A	147.681 (1590) Balcony 露台 : - Utility Platform 工作平台 : 1.5 (16) Verandah 陽台 : -	-	-	-	24.579 (265)	-	-	45.832 (493)	7.848 (84)	-	-	-	
		C	134.024 (1443) Balcony 露台 : 3.491 (38) Utility Platform 工作平台 : - Verandah 陽台 : -	-	-	-	0.670 (7)	-	-	48.621 (523)	8.218 (88)	-	-	-	
		D	130.965 (1410) Balcony 露台 : - Utility Platform 工作平台 : - Verandah 陽台 : -	-	-	-	29.781 (321)	-	-	40.753 (439)	6.094 (66)	-	-	-	

The saleable area of the residential property and the floor area of balcony, utility platform and verandah (if any) are calculated in accordance with Section 8 of the Residential Properties (First-hand Sales) Ordinance; and the areas of the other specified items (not included in the saleable area) are calculated in accordance with Part 2 of Schedule 2 of the Residential Properties (First-hand Sales) Ordinance.

住宅物業的實用面積、以及露台、工作平台及陽台 (如有) 的樓面面積，是按照《一手住宅物業銷售條例》第8條計算得出的。其他指明項目的面積(不計算入實用面積)，是按照《一手住宅物業銷售條例》附表2第2部計算得出的。

AREA OF RESIDENTIAL PROPERTIES IN THE PHASE
期數中的住宅物業的面積

Description of Residential Property 物業的描述			Saleable Area (including balcony, utility platform and verandah, if any) sq. metre (sq.ft.) 實用面積 (包括露台, 工作平台及陽台 (如有)) 平方米(平方呎)	Area of other specified items (Not included in the Saleable Area) sq. metre (sq.ft.) 其他指明項目的面積 (不計算入實用面積) 平方米(平方呎)									
Block Name 大廈名稱	Floor 樓層	Unit 單位		Air-conditioning plant room 空調機房	Bay window 窗台	Cockloft 閣樓	Flat roof 平台	Garden 花園	Parking space 停車位	Roof 天台	Stairhood 梯屋	Terrace 前庭	Yard 庭院
Tower T-8 第T-8座	5/F 5樓	A	83.264 (896) Balcony 露台 : 2.178 (23) Utility Platform 工作平台 : 1.499 (16) Verandah 陽台 : -	-	2.751 (30)	-	-	-	-	-	-	-	-
		B	80.785 (869) Balcony 露台 : 2.178 (23) Utility Platform 工作平台 : 1.5 (16) Verandah 陽台 : -	-	2.751 (30)	-	-	-	-	-	-	-	-
		C	65.196 (702) Balcony 露台 : - Utility Platform 工作平台 : 1.5 (16) Verandah 陽台 : -	-	1.326 (14)	-	48.945 (527)	-	-	-	-	-	-
		D	48.511 (522) Balcony 露台 : - Utility Platform 工作平台 : 1.499 (16) Verandah 陽台 : -	-	0.950 (10)	-	17.303 (186)	-	-	-	-	-	-
		E	55.255 (595) Balcony 露台 : - Utility Platform 工作平台 : 1.5 (16) Verandah 陽台 : -	-	1.900 (20)	-	19.988 (215)	-	-	-	-	-	-

The saleable area of the residential property and the floor area of balcony, utility platform and verandah (if any) are calculated in accordance with Section 8 of the Residential Properties (First-hand Sales) Ordinance; and the areas of the other specified items (not included in the saleable area) are calculated in accordance with Part 2 of Schedule 2 of the Residential Properties (First-hand Sales) Ordinance.

住宅物業的實用面積、以及露台、工作平台及陽台(如有)的樓面面積，是按照《一手住宅物業銷售條例》第8條計算得出的。其他指明項目的面積(不計算入實用面積)，是按照《一手住宅物業銷售條例》附表2第2部計算得出的。

AREA OF RESIDENTIAL PROPERTIES IN THE PHASE
期數中的住宅物業的面積

Description of Residential Property 物業的描述			Saleable Area (including balcony, utility platform and verandah, if any) sq. metre (sq.ft.) 實用面積 (包括露台, 工作平台及陽台 (如有)) 平方米(平方呎)	Area of other specified items (Not included in the Saleable Area) sq. metre (sq.ft.) 其他指明項目的面積 (不計算入實用面積) 平方米(平方呎)										
Block Name 大廈名稱	Floor 樓層	Unit 單位		Air-conditioning plant room 空調機房	Bay window 窗台	Cockloft 閣樓	Flat roof 平台	Garden 花園	Parking space 停車位	Roof 天台	Stairhood 梯屋	Terrace 前庭	Yard 庭院	
Tower T-8 第T-8座	6/F-12/F, 15/F-23/F & 25/F-29/F 6樓至12樓, 15樓至23樓及 25樓至29樓	A	83.264 (896) Balcony 露台 : 2.178 (23) Utility Platform 工作平台 : 1.499 (16) Verandah 陽台 : -	-	2.751 (30)	-	-	-	-	-	-	-	-	
		B	80.785 (869) Balcony 露台 : 2.178 (23) Utility Platform 工作平台 : 1.5 (16) Verandah 陽台 : -	-	2.751 (30)	-	-	-	-	-	-	-	-	
		C	66.110 (712) Balcony 露台 : 2.0 (22) Utility Platform 工作平台 : 1.5 (16) Verandah 陽台 : -	-	2.413 (26)	-	-	-	-	-	-	-	-	-
		D	49.586 (534) Balcony 露台 : 2.0 (22) Utility Platform 工作平台 : 1.499 (16) Verandah 陽台 : -	-	1.875 (20)	-	-	-	-	-	-	-	-	-
		E	57.330 (617) Balcony 露台 : 2.0 (22) Utility Platform 工作平台 : 1.5 (16) Verandah 陽台 : -	-	2.713 (29)	-	-	-	-	-	-	-	-	-

The saleable area of the residential property and the floor area of balcony, utility platform and verandah (if any) are calculated in accordance with Section 8 of the Residential Properties (First-hand Sales) Ordinance; and the areas of the other specified items (not included in the saleable area) are calculated in accordance with Part 2 of Schedule 2 of the Residential Properties (First-hand Sales) Ordinance.

住宅物業的實用面積、以及露台、工作平台及陽台 (如有) 的樓面面積，是按照《一手住宅物業銷售條例》第8條計算得出的。其他指明項目的面積(不計算入實用面積)，是按照《一手住宅物業銷售條例》附表2第2部計算得出的。

AREA OF RESIDENTIAL PROPERTIES IN THE PHASE

期數中的住宅物業的面積

Description of Residential Property 物業的描述			Saleable Area (including balcony, utility platform and verandah, if any) sq. metre (sq.ft.) 實用面積 (包括露台, 工作平台及陽台 (如有)) 平方米(平方呎)	Area of other specified items (Not included in the Saleable Area) sq. metre (sq.ft.) 其他指明項目的面積 (不計算入實用面積) 平方米(平方呎)										
Block Name 大廈名稱	Floor 樓層	Unit 單位		Air-conditioning plant room 空調機房	Bay window 窗台	Cockloft 閣樓	Flat roof 平台	Garden 花園	Parking space 停車位	Roof 天台	Stairhood 梯屋	Terrace 前庭	Yard 庭院	
Tower T-8 第T-8座	31/F 31樓	A	122.603 (1319) Balcony 露台 : 3.353 (36) Utility Platform 工作平台 : 1.5 (16) Verandah 陽台 : -	-	1.463 (16)	-	36.992 (398)	-	-	-	-	-	-	
		C	90.307 (972) Balcony 露台 : 2.409 (26) Utility Platform 工作平台 : 1.5 (16) Verandah 陽台 : -	-	2.276 (24)	-	5.507 (59)	-	-	-	-	-	-	
		D	49.586 (534) Balcony 露台 : 2.0 (22) Utility Platform 工作平台 : 1.499 (16) Verandah 陽台 : -	-	1.875 (20)	-	-	-	-	-	-	-	-	-
		E	57.330 (617) Balcony 露台 : 2.0 (22) Utility Platform 工作平台 : 1.5 (16) Verandah 陽台 : -	-	2.713 (29)	-	-	-	-	-	-	-	-	-
	32/F-33/F & 35/F-43/F 32樓至33樓及35樓至43樓	A	121.303 (1305) Balcony 露台 : 3.353 (36) Utility Platform 工作平台 : 1.5 (16) Verandah 陽台 : -	-	2.763 (30)	-	-	-	-	-	-	-	-	-
		C	90.307 (972) Balcony 露台 : 2.409 (26) Utility Platform 工作平台 : 1.5 (16) Verandah 陽台 : -	-	2.276 (24)	-	-	-	-	-	-	-	-	-
		D	49.586 (534) Balcony 露台 : 2.0 (22) Utility Platform 工作平台 : 1.499 (16) Verandah 陽台 : -	-	1.875 (20)	-	-	-	-	-	-	-	-	-
		E	57.330 (617) Balcony 露台 : 2.0 (22) Utility Platform 工作平台 : 1.5 (16) Verandah 陽台 : -	-	2.713 (29)	-	-	-	-	-	-	-	-	-

The saleable area of the residential property and the floor area of balcony, utility platform and verandah (if any) are calculated in accordance with Section 8 of the Residential Properties (First-hand Sales) Ordinance; and the areas of the other specified items (not included in the saleable area) are calculated in accordance with Part 2 of Schedule 2 of the Residential Properties (First-hand Sales) Ordinance.

住宅物業的實用面積、以及露台、工作平台及陽台 (如有) 的樓面面積, 是按照《一手住宅物業銷售條例》第8條計算得出的。其他指明項目的面積(不計算入實用面積), 是按照《一手住宅物業銷售條例》附表2第2部計算得出的。

AREA OF RESIDENTIAL PROPERTIES IN THE PHASE

期數中的住宅物業的面積


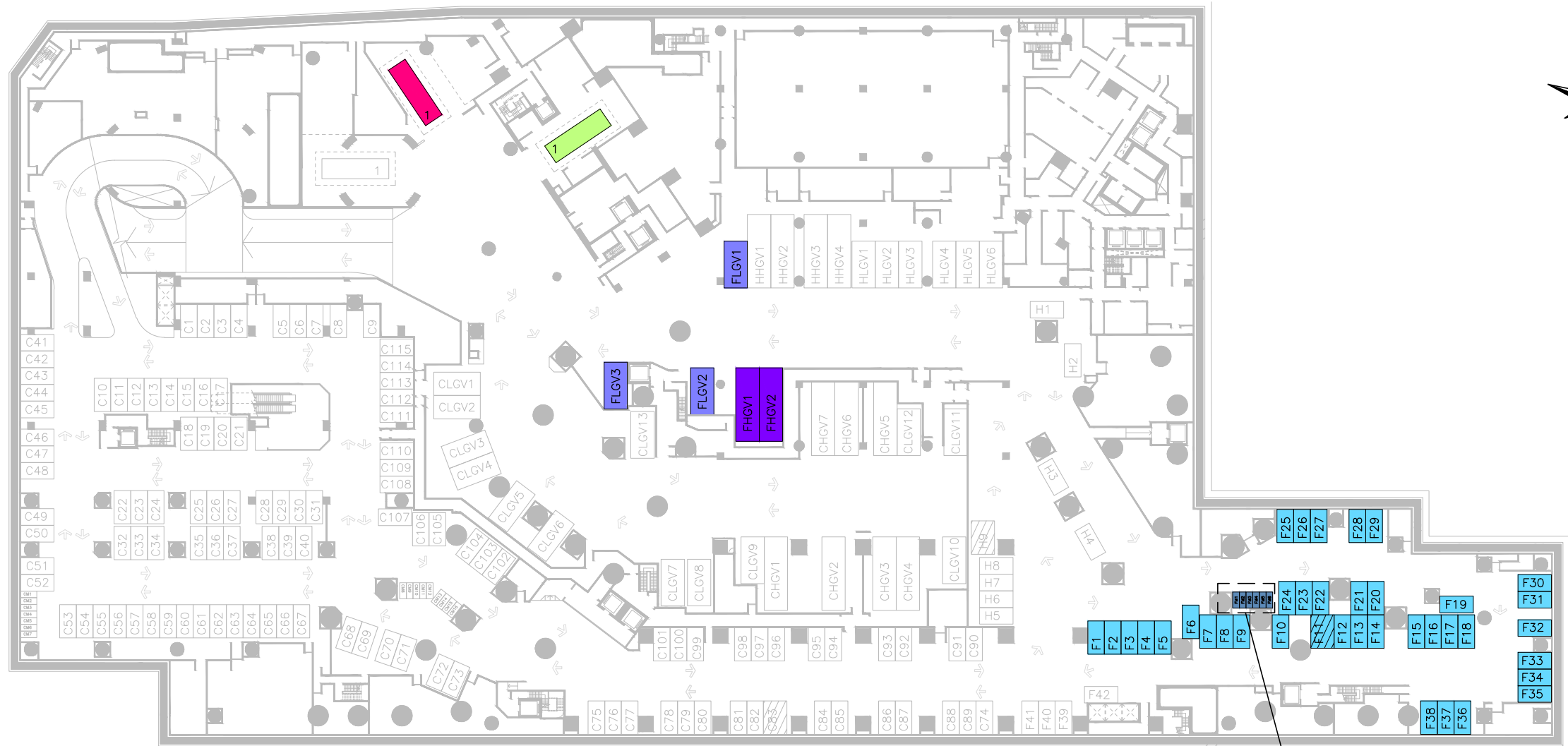
Description of Residential Property 物業的描述			Saleable Area (including balcony, utility platform and verandah, if any) sq. metre (sq.ft.) 實用面積 (包括露台, 工作平台及陽台 (如有)) 平方米(平方呎)	Area of other specified items (Not included in the Saleable Area) sq. metre (sq.ft.) 其他指明項目的面積 (不計算入實用面積) 平方米(平方呎)									
Block Name 大廈名稱	Floor 樓層	Unit 單位		Air-conditioning plant room 空調機房	Bay window 窗台	Cockloft 閣樓	Flat roof 平台	Garden 花園	Parking space 停車位	Roof 天台	Stairhood 梯屋	Terrace 前庭	Yard 庭院
Tower T-8 第T-8座	45/F (Duplex) 45樓 (複式)	A	173.618 (1869) Balcony 露台 : - Utility Platform 工作平台 : 1.5 (16) Verandah 陽台 : -	-	-	-	33.886 (365)	-	-	53.013 (571)	6.591 (71)	-	-
		C	159.118 (1713) Balcony 露台 : 4.072 (44) Utility Platform 工作平台 : 1.5 (16) Verandah 陽台 : -	-	-	-	7.273 (78)	-	-	45.724 (492)	7.528 (81)	-	-
		D	140.071 (1508) Balcony 露台 : - Utility Platform 工作平台 : - Verandah 陽台 : -	-	-	-	44.832 (483)	-	-	39.232 (422)	7.717 (83)	-	-

The saleable area of the residential property and the floor area of balcony, utility platform and verandah (if any) are calculated in accordance with Section 8 of the Residential Properties (First-hand Sales) Ordinance; and the areas of the other specified items (not included in the saleable area) are calculated in accordance with Part 2 of Schedule 2 of the Residential Properties (First-hand Sales) Ordinance.

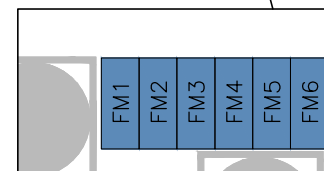
住宅物業的實用面積、以及露台、工作平台及陽台 (如有) 的樓面面積，是按照《一手住宅物業銷售條例》第8條計算得出的。其他指明項目的面積(不計算入實用面積)，是按照《一手住宅物業銷售條例》附表2第2部計算得出的。

FLOOR PLANS OF PARKING SPACES IN THE PHASE
期數中的停車位的樓面平面圖

B2/F Car Park Floor Plan
地庫2層停車場平面圖



SCALE 比例尺 : 0M(米) 10M(米) 20M(米)



Part Plan of Office Motor Cycle Parking Spaces
辦公室電單車車位部分平面圖

SCALE 比例尺 : 0M(米) 5M(米) 10M(米)








FLOOR PLANS OF PARKING SPACES IN THE PHASE

期數中的停車位的樓面平面圖

NUMBER, DIMENSIONS AND AREA OF PARKING SPACES

車位數目、尺寸及面積

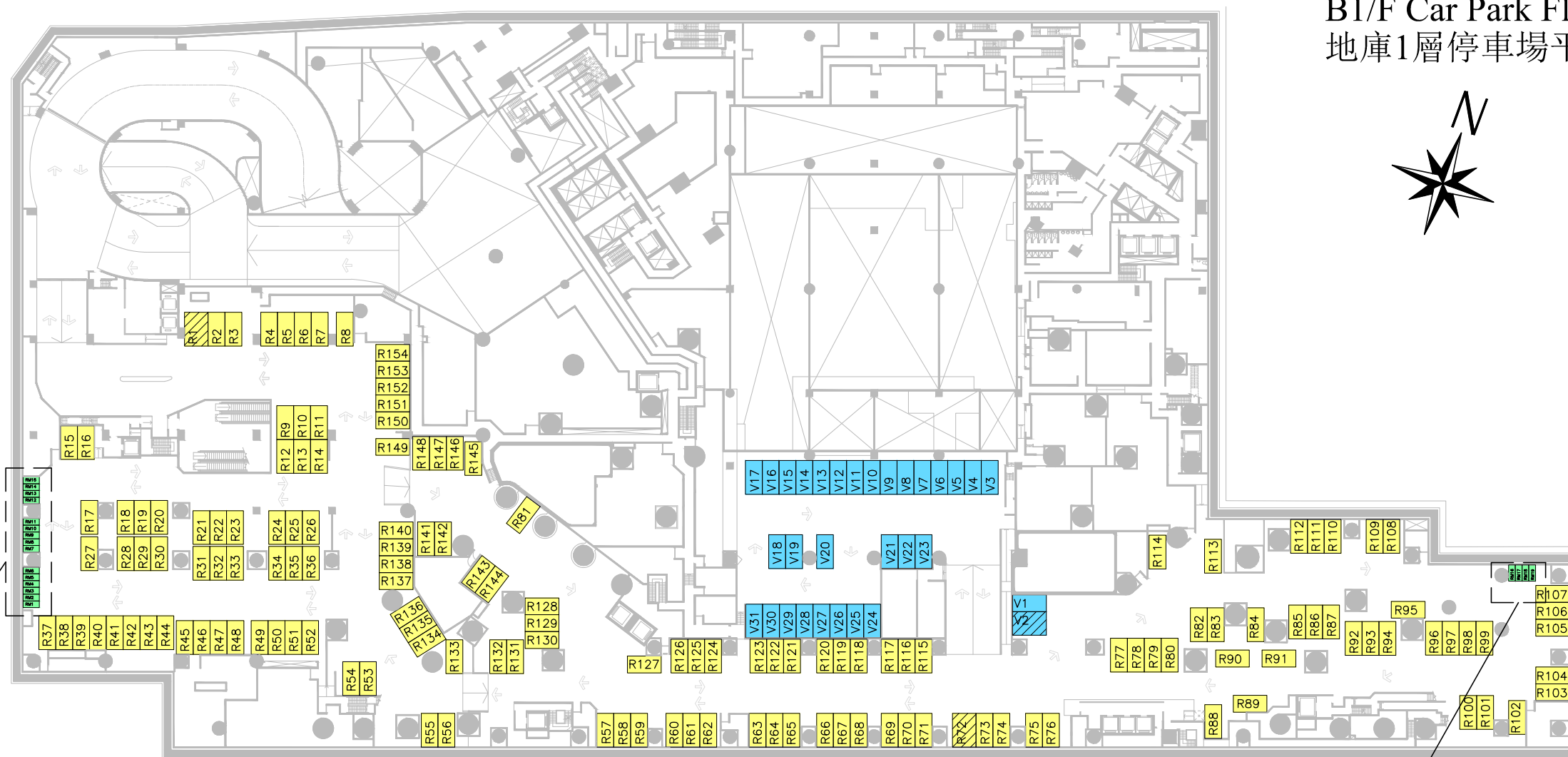

Type of Parking Space 車位類別	Location 位置	Number 數目	Dimension (L x W) (m) 尺寸(長 x 闊)(米)	Area of each Parking Space (sq.m.) 每個車位面積(平方米)
Office Car Parking Spaces 辦公室車位	B2/F 地庫2層	37	5.0 x 2.5	12.5
Disabled Office Car Parking Space 殘疾人士專用辦公室車位		1	5.0 x 3.5	17.5
Office Motor Cycle Parking Spaces 辦公室電單車車位		6	2.4 x 1.0	2.4
Office Loading and Unloading Spaces(Light Goods Vehicle) 辦公室上落貨車位(輕型貨車)		3	7.0 x 3.5	24.5
Office Loading and Unloading Spaces(Heavy Goods Vehicle) 辦公室上落貨車位(重型貨車)		2	11.0 x 3.5	38.5
Hotel Refuse Collection Vehicle Parking Space 酒店垃圾車停車位		1	12.0 x 5.0	60.0
Residential Refuse Collection Vehicle Parking Space 住宅垃圾車停車位		1	12.0 x 5.0	60.0

-  Office Car Parking Spaces
辦公室車位
-  Disabled Office Car Parking Space
殘疾人士專用辦公室車位
-  Office Motor Cycle Parking Spaces
辦公室電單車車位
-  Office Loading and Unloading Spaces(Light Goods Vehicle)
辦公室上落貨車位(輕型貨車)
-  Office Loading and Unloading Spaces(Heavy Goods Vehicle)
辦公室上落貨車位(重型貨車)
-  Hotel Refuse Collection Vehicle Parking Space
酒店垃圾車停車位
-  Residential Refuse Collection Vehicle Parking Space
住宅垃圾車停車位

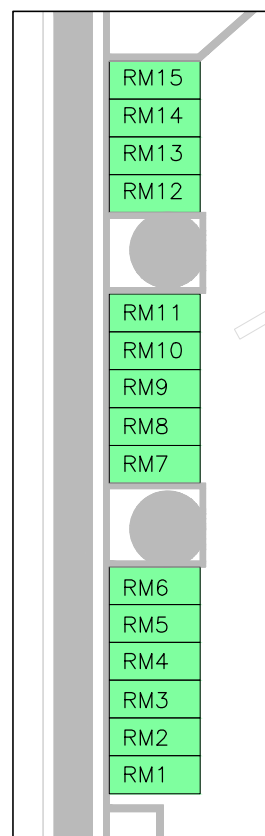


FLOOR PLANS OF PARKING SPACES IN THE PHASE
期數中的停車位的樓面平面圖

B1/F Car Park Floor Plan
地庫1層停車場平面圖

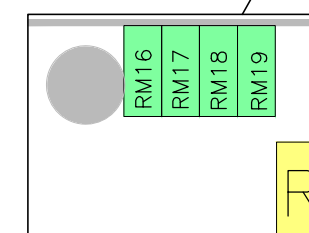


SCALE 比例尺 : 0M(米) 10M(米) 20M(米)



Part Plan of Residential
Motor Cycle Parking Spaces
住宅電單車車位部分平面圖

SCALE 比例尺 : 0M(米) 5M(米) 10M(米)



Part Plan of Residential Motor Cycle Parking Spaces
住宅電單車車位部分平面圖


SCALE 比例尺 : 0M(米) 5M(米) 10M(米)


FLOOR PLANS OF PARKING SPACES IN THE PHASE 期數中的停車位的樓面平面圖

NUMBER, DIMENSIONS AND AREA OF PARKING SPACES 車位數目、尺寸及面積


Type of Parking Space 車位類別	Location 位置	Number 數目	Dimension (L x W) (m) 尺寸 (長 x 闊) (米)	Area of each Parking Space (sq.m.) 每個車位面積 (平方米)
Residential Car Parking Spaces 住宅車位	B1/F 地庫1層	152	5.0 x 2.5	12.5
Disabled Residential Car Parking Spaces 殘疾人士專用住宅車位		2	5.0 x 3.5	17.5
Visitor Car Parking Spaces 訪客車位		30	5.0 x 2.5	12.5
Disabled Visitor Car Parking Space 殘疾人士專用訪客車位		1	5.0 x 3.5	17.5
Residential Motor Cycle Parking Spaces 住宅電單車車位		19	2.4 x 1.0	2.4

 Residential Car Parking Spaces
住宅車位

 Disabled Residential Car Parking Spaces
殘疾人士專用住宅車位

 Visitor Car Parking Spaces
訪客車位

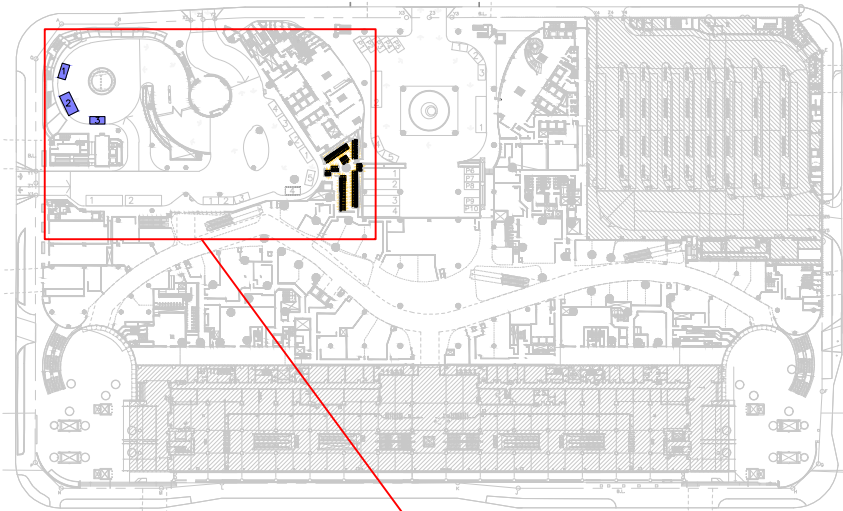
 Disabled Visitor Car Parking Space
殘疾人士專用訪客車位

 Residential Motor Cycle Parking Spaces
住宅電單車車位

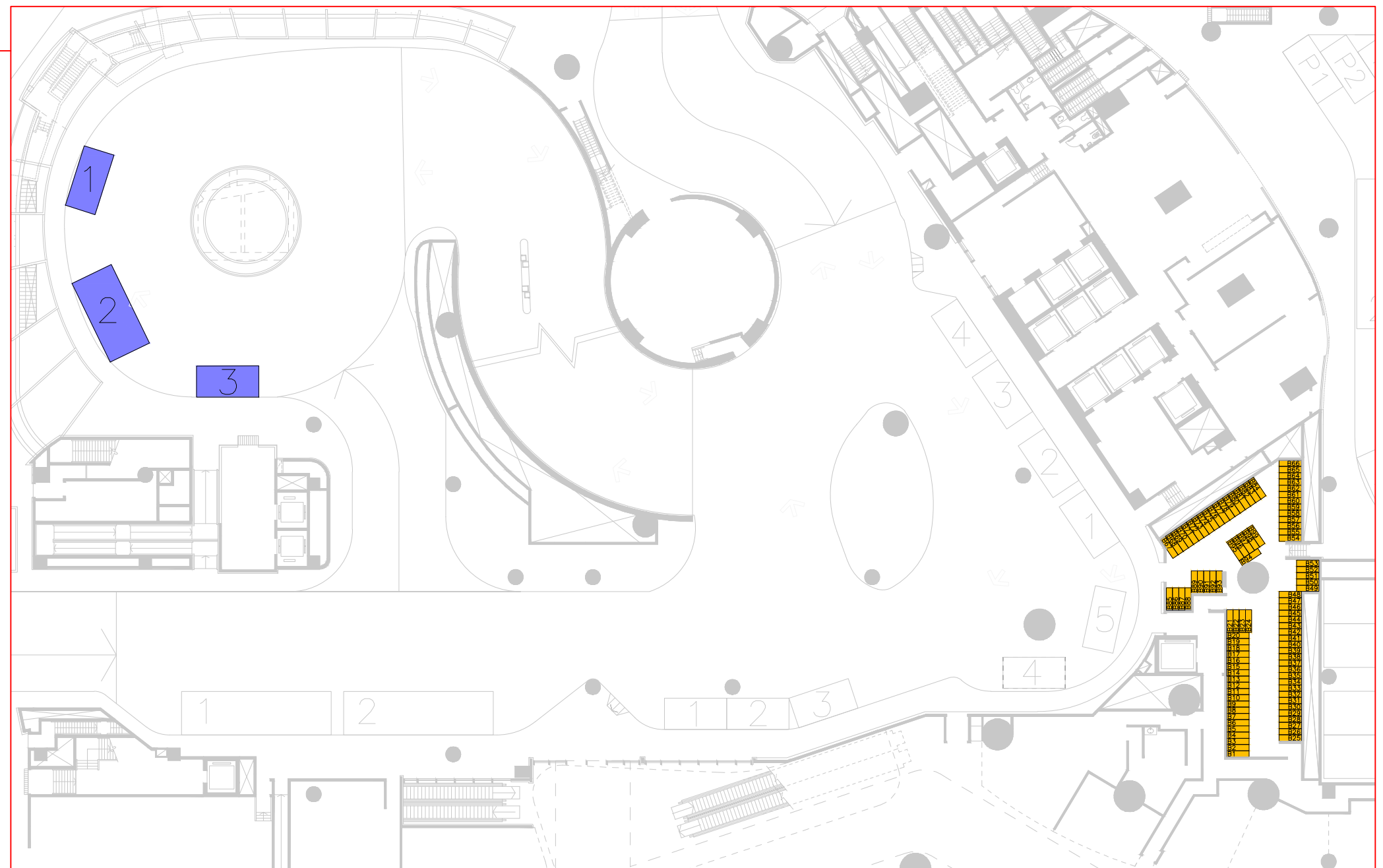

FLOOR PLANS OF PARKING SPACES IN THE PHASE

期數中的停車位的樓面平面圖

KEY PLAN 索引圖



G/F Car Park Floor Plan
地下停車場平面圖



Part Plan of Residential Bicycle Parking Spaces
and Lay-By
住宅單車車位及停車處部分平面圖


SCALE 比例尺 : 0M(米) 5M(米) 10M(米)


Note: The parking spaces are not owned by the vendor and that this floor plan of the car park is prepared according to the set of approved building plans based on which the occupation permit of the phase was issued.
註: 有關停車位已非由賣方擁有, 此停車場的樓面平面圖乃按照該期數發出佔用許可證時所用的經批准建築圖則製備。

FLOOR PLANS OF PARKING SPACES IN THE PHASE 期數中的停車位的樓面平面圖

NUMBER, DIMENSIONS AND AREA OF PARKING SPACES 車位數目、尺寸及面積

Type of Parking Space 車位類別	Location 位置	Number 數目	Dimension (L x W) (m) 尺寸(長 x 闊)(米)	Area of each Parking Space (sq.m.) 每個車位面積(平方米)
Lay-By 停車處	G/F 地下	1	7.0 x 3.5	24.5
		2	5.0 x 2.5	12.5
Residential Bicycle Parking Spaces 住宅單車車位		99	1.8 x 0.5	0.9

 Residential Bicycle Parking Spaces
住宅單車車位

 Lay-By
停車處

FLOOR PLANS OF PARKING SPACES IN THE PHASE


期數中的停車位的樓面平面圖

KEY PLAN 索引圖




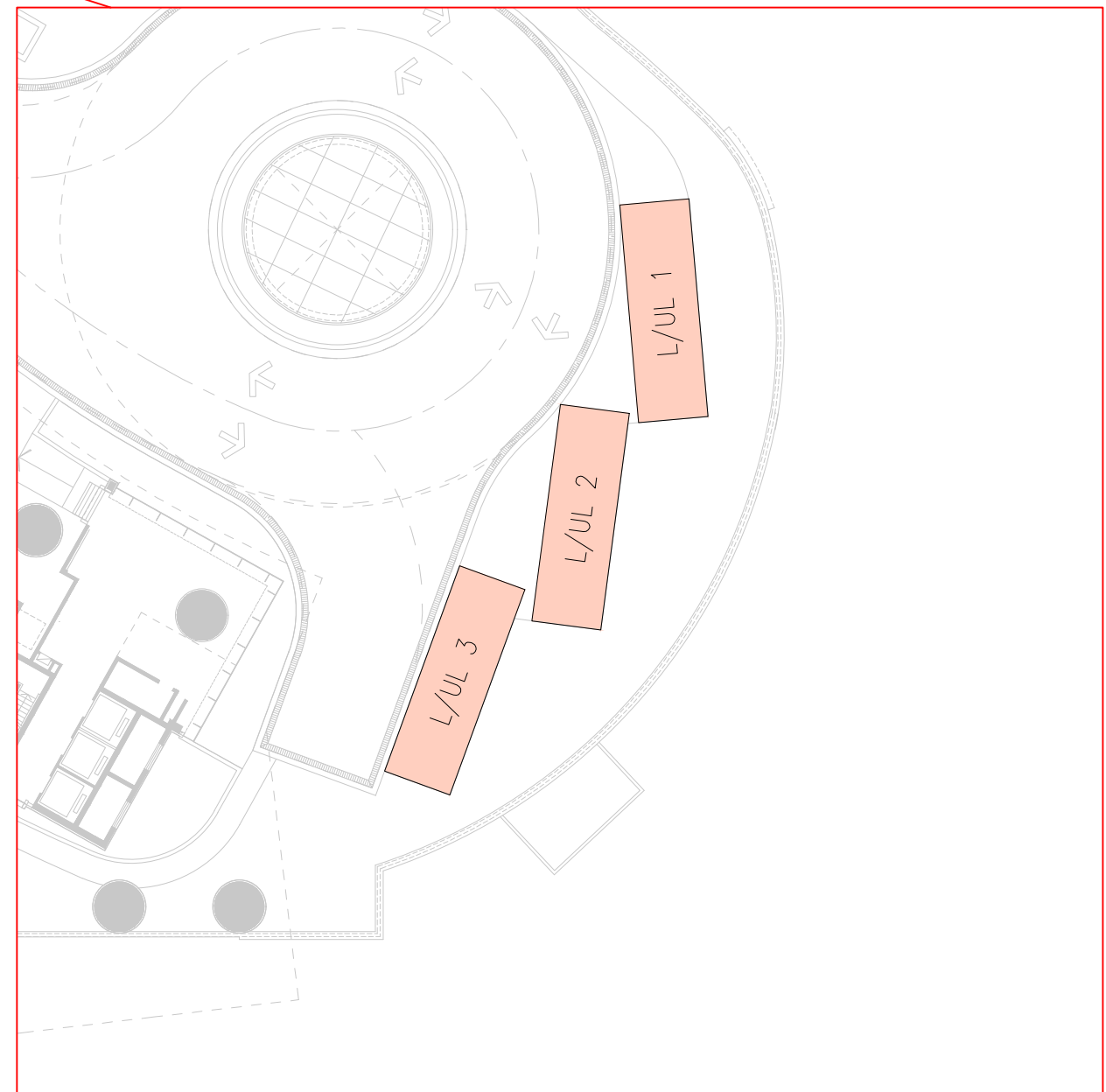
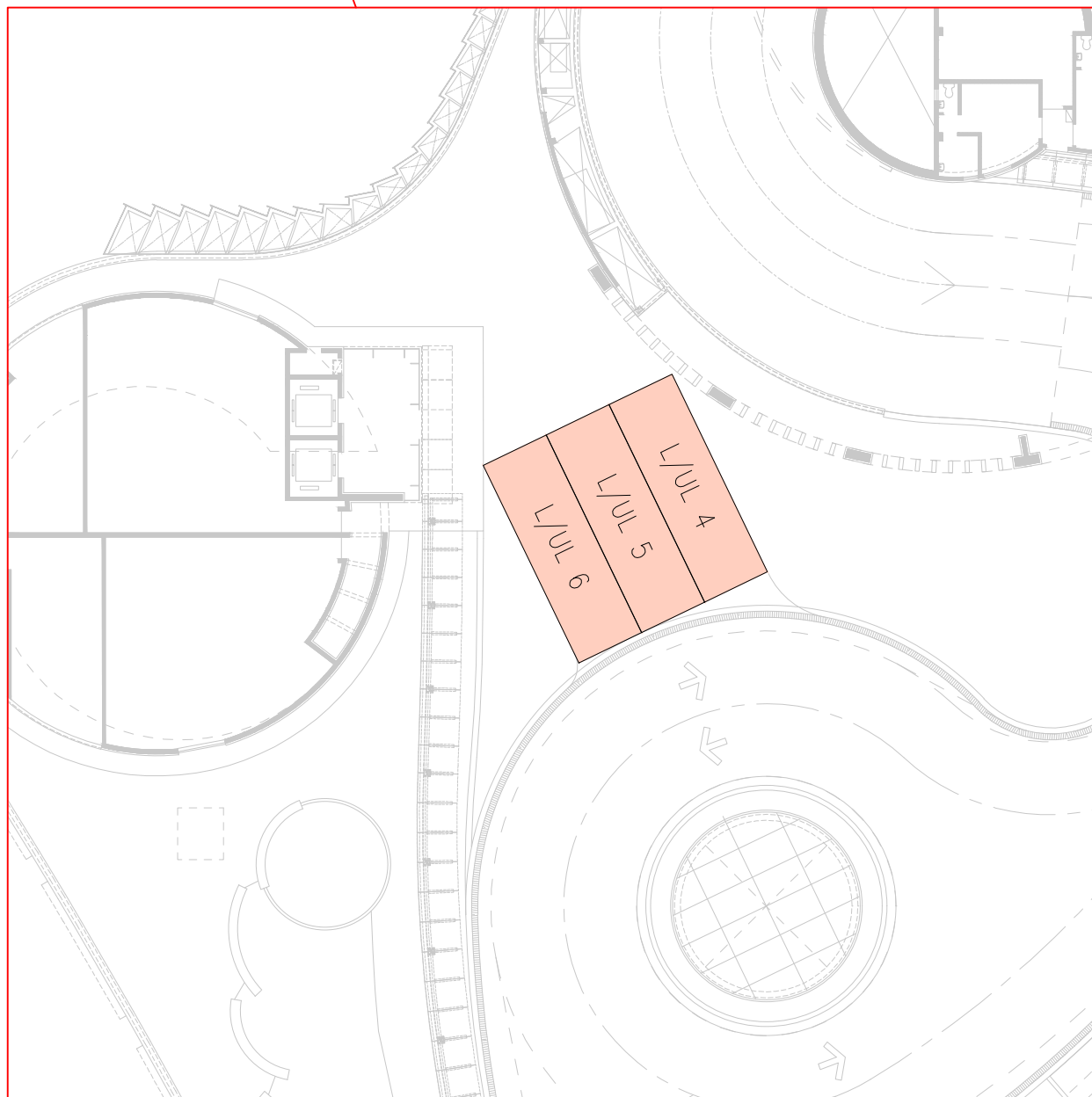
3/F Floor Plan

3樓平面圖



Part Plan of Loading and Unloading Spaces
上落貨車位部分平面圖

SCALE 比例尺 : 
0M(米) 5M(米) 10M(米)



Note: The parking spaces are not owned by the vendor and that this floor plan of the car park is prepared according to the set of approved building plans based on which the occupation permit of the phase was issued.
註: 有關停車位已非由賣方擁有, 此停車場的樓面平面圖乃按照該期數發出佔用許可證時所用的經批准建築圖則製備。



FLOOR PLANS OF PARKING SPACES IN THE PHASE 期數中的停車位的樓面平面圖

NUMBER, DIMENSIONS AND AREA OF PARKING SPACES 車位數目、尺寸及面積

Type of Parking Space 車位類別	Location 位置	Number 數目	Dimension (L x W) (m) 尺寸 (長 x 闊) (米)	Area of each Parking Space (sq.m.) 每個車位面積 (平方米)
Loading and Unloading Spaces 上落貨車位	3/F 3樓	6	11.0 x 3.5	38.5

 Loading and Unloading Spaces
上落貨車位



SUMMARY OF PRELIMINARY AGREEMENT FOR SALE AND PURCHASE

臨時買賣合約的摘要

1. A preliminary deposit of 5% is payable on the signing of the preliminary agreement for sale and purchase (“preliminary agreement”).
2. The preliminary deposit paid by the purchaser on the signing of the preliminary agreement will be held by a firm of solicitors acting for the owner, as stakeholders.
3. If the purchaser fails to execute the agreement for sale and purchase within 5 working days after the date on which the purchaser enters into the preliminary agreement —
 - (i) the preliminary agreement is terminated;
 - (ii) the preliminary deposit is forfeited; and
 - (iii) the owner does not have any further claim against the purchaser for the failure.

1. 在簽署臨時買賣合約(“該臨時合約”)時須支付款額為5%的臨時訂金。
2. 買方在簽署該臨時合約時支付的臨時訂金，會由代表擁有人行事的律師事務所以保證金保存人的身分持有。
3. 如買方沒有於訂立該臨時合約的日期之後5個工作日內簽立買賣合約—
 - (i) 該臨時合約即告終止；
 - (ii) 有關的臨時訂金即予沒收；及
 - (iii) 擁有人不得就買方沒有簽立買賣合約而針對買方提出進一步申索。

A. Summary of the provisions of the deed of mutual covenant that deal with the common parts of the Phase

1. **“Common Areas”** means the Estate Common Areas, the Residential Development Common Areas, the Residential Car Park Common Areas, the Hotel/Office Common Areas, the Hotel/Commercial Common Areas, the Residential/Commercial Common Areas, the Residential/Residential Car Park Common Areas and those parts of the Estate as are designated common areas in and more particularly identified on plans to be annexed to any Sub-Deed of Mutual Covenant or Deed Poll to be executed pursuant to the Deed of Mutual Covenant and Management Agreement registered in the Land Registry by Memorial No.13012202530055 (the **“DMC”**) excluding those parts of the Residential Development, the Commercial Development, the Car Park, the Hotel Accommodation or the Office Accommodation which belong to the Owner of any particular Unit or which serve only any particular Unit.
2. **“Common Services and Facilities”** means the Estate Common Services and Facilities, the Residential Development Common Services and Facilities, the Residential Car Park Common Services and Facilities, the Hotel/Office Common Services and Facilities, the Hotel/Commercial Common Services and Facilities, the Residential/Commercial Common Services and Facilities, the Residential/Residential Car Park Common Services and Facilities and those services and facilities of the Estate as are designated common services and facilities in any Sub-Deed of Mutual Covenant or Deed Poll to be executed pursuant to the DMC excluding those services and facilities which belong to the Owner of any particular Unit or which serve only any particular Unit.
3. **“Club House”** means such part of the Private Recreational Facilities constructed or to be constructed in accordance with the Approved Plans for use as a club house for the Club from time to time.
4. **“Estate Common Areas”** means those parts of the Estate which are intended for use by Owners of the Estate as a whole and not for the sole benefit of any Owner or group of Owners including, but not limited to, approach roads, private streets, roads, driveways, lanes, footpaths, pedestrian ways, entrances, lobbies, staircases, ramps, driveways, landings, corridors and passages; sewage treatment rooms, machine rooms, pump rooms, transformer and switch rooms, plant and equipment rooms and store rooms; the foundations and structural elements of the buildings erected on the Estate (excluding any structural column appertaining to a Unit and any structural column within a Unit); management office(s) and any other space on or in the Estate used for office or other accommodation of the Development Owners Committee or the Owners Corporation or watchmen or caretakers or other staff employed on or in or for the Estate; and all other communal areas within the Estate not used for the sole benefit of any Owner or group of Owners (but excluding the Residential Development Common Areas, the Residential Car Park Common Areas, the Hotel/Office Common Areas, the Hotel/Commercial Common Areas, the Residential/Commercial Common Areas, the Residential/Residential Car Park Common Areas and those areas forming parts of other Common Areas as designated or to be designated in the Sub-Deed of Mutual Covenant or Deed Poll to be executed pursuant to the DMC) and, in so far as they are capable of being shown on plans, as shown for the purpose of identification only coloured brown on the plans annexed to the DMC.
5. **“Estate Common Services and Facilities”** means those services and facilities constructed or to be constructed in on or under the Development and which serve the Estate as a whole and not for the sole benefit of any Owner or group of Owners including, but not limited to, sewers, gutters, drains, watercourses, wells, pipes and ducts; pumps, tanks and sanitary fittings; wires, cables, electrical installations, fittings, equipment and apparatus; fire protection and fire fighting systems, equipment and apparatus; security systems, equipment and apparatus; refuse disposal equipment; lifts; escalators; heating ventilation and air-conditioning plant and equipment; air-conditioners and fans; and any other installations, systems, plant, equipment, apparatus, fittings, services and facilities used or installed in or for the benefit of the Estate as part of the amenities thereof and not for the sole benefit of any Owner or group of Owners (but excluding the Residential Development Common Services and Facilities, the Residential Car Park Common Services and Facilities, the Hotel/Office Common Services and Facilities, the Hotel/Commercial Common Services and Facilities, the Residential/Commercial Common Services and Facilities, the Residential/Residential Car Park Common Services and Facilities and those services and facilities forming parts of other Common Services and Facilities designated or to be designated in the Sub-Deed of Mutual Covenant or Deed Poll to be executed pursuant to the DMC).
6. **“Private Recreational Facilities”** means the recreational facilities and ancillary facilities (including but not limited to the Club House) as are approved by the Director pursuant to the provisions of Special Condition (34)(a) of the Government Grant which now are or may at any time during the Term be provided for the benefit of the residents of the Residential Development or a part or parts of it and their bona fide visitors.
7. **“Residential Car Park Common Areas”** means those parts of the Car Park intended for the common use and benefit of the Owners, occupiers and licensees of the Car Parking Spaces designated for the parking of motor vehicles or motor cycles belonging to the residents of the Residential Units and their bona fide guests, visitors or invitees including, but not limited to, all accessory areas, circulation passages, void spaces, entrances, ramps, driveways; and motor cycle parking spaces and visitors’ parking spaces designated for the benefit of the Residential Development and, in so far as they are capable of being shown on plans, as shown for the purpose of identification only coloured Indigo on the plans annexed to the DMC.
8. **“Residential Car Park Common Services and Facilities”** means those services and facilities in on or under the Car Park and which serve the Car Parking Spaces designated for the parking of motor vehicles or motor cycles belonging to the residents of the Residential Units and their bona fide guests, visitors or invitees including, but not limited to, plant and machinery, electrical installations, fittings and equipment, barriers, guard houses, collection booths and water supply apparatus.
9. **“Residential Development Common Areas”** means those parts of the Residential Development intended for the common use and benefit of the Owners of the Residential Development and not for the sole benefit of any Owner of a Residential Unit, including but not limited to areas for installation or use of aerial broadcast distribution or telecommunications network facilities, entrances, lobbies, staircases, landings, corridors and passages, lift wells, plant and equipment rooms, hopper-rooms, roofs, the external walls (excluding the whole of curtain walls (if any) enclosing the Residential Units) and air-conditioning platforms of the Residential Development (other than those forming part of a Residential Unit) and the loading and unloading spaces and bicycle parking spaces designated for the benefit of the Residential Development, communal sky gardens, communal podium gardens, mail delivery rooms with mail boxes (if any) which are green and innovative features exempted from the calculation of gross floor area or site coverage or both by the Building Authority and the Director pursuant to the Joint Practice Notes Nos.1 and 2 issued by the Buildings Department, the Lands Department and the Planning Department but excluding anything contained in the Estate Common Areas, the Residential Car Park Common Areas, the Residential/Commercial Common Areas, the Residential/Residential Car Park Common Areas, the Hotel/Office Common Areas and the Hotel/Commercial Common Areas.
10. **“Residential Development Common Services and Facilities”** means those services and facilities constructed or installed or to be constructed or installed in on or under the Development and which serve the Residential Development and not for the sole benefit of any Owner of a Residential Unit including but not limited to, aerial broadcast distribution or telecommunication network facilities, ducting, pipes, cables, wiring, plant and machinery, electrical installations, fittings, equipment and apparatus and lifts, the Private Recreational Facilities but excluding anything contained in the Estate Common Services and Facilities, the Residential Car Park Common Services and Facilities, the Residential/Commercial Common Services and Facilities, the Residential/Residential Car Park Common Services and Facilities, the Hotel/Office Common Services and Facilities and the Hotel/Commercial Common Services and Facilities.
11. **“Residential/Residential Car Park Common Areas”** means those parts of the Estate intended for the common use and benefit of the Owners of the Residential Development and the Owners, occupiers and licensees of the Car Parking Spaces designated for the parking of motor vehicles or motor cycles belonging to the residents of the Residential Units and their bona fide guests, visitors or invitees but excluding anything contained in the Estate Common Areas, the Residential Development Common Areas, the Residential Car Park Common Areas, the Hotel/Office Common Areas, the Hotel/Commercial Common Areas and the Residential/Commercial Common Areas.
12. **“Residential/Residential Car Park Common Services and Facilities”** means those services and facilities in on or under the Estate and which serve the Residential Development and the Car Parking Spaces designated for the parking of motor vehicles or motor cycles belonging to the residents of the Residential Units and their bona fide guests, visitors or invitees but excluding anything contained in the Estate Common Services and Facilities, the Residential Development Common Services and Facilities, the Residential Car Park Common Services and Facilities, the Hotel/Office Common Services and Facilities, the Hotel/Commercial Common Services and Facilities and the Residential/Commercial Common Services and Facilities.

13. “**Residential/Commercial Common Areas**” means those parts of the Estate intended for the common use and benefit of the Owners of the Residential Development and the Owners, occupiers and licensees of the Commercial Development but excluding anything contained in the Estate Common Areas, the Residential Development Common Areas, the Residential Car Park Common Areas, the Hotel/Office Common Areas, the Hotel/Commercial Common Areas and the Residential/Residential Car Park Common Areas.
14. “**Residential/Commercial Common Services and Facilities**” means those services and facilities in on or under the Estate and which serve the Residential Development and the Commercial Development but excluding anything contained in the Estate Common Services and Facilities, the Residential Development Common Services and Facilities, the Residential Car Park Common Services and Facilities, the Hotel/Office Common Services and Facilities, the Hotel/Commercial Common Services and Facilities and the Residential/Residential Car Park Common Services and Facilities.
15. The Manager shall have the power and duty to maintain and keep in good repair and condition the Common Areas and the Common Services and Facilities.
16. Each Share shall during the residue of the Term and any renewal thereof subject to the covenants and terms contained in the Government Grant and in the DMC be held by the person or persons from time to time entitled thereto together with, subject to the Building Rules and Fitting Out Rules (save as provided in Section K of the DMC), the benefit, insofar as applicable, of the easements, rights and privileges set out in Part I of the Second Schedule to the DMC, including but not limited to the following rights, easements and privileges:
- (A) Rights, easements and privileges applicable to Owners of the Estate
- (a) Full right and liberty (Subject Always to the rights of FSI under the DMC) for the Owner of each Unit of the Estate for the time being, his servants, agents, licensees, tenants and lawful occupants (in common with all other persons having the like right) to go, pass and repass over and along and upon and to use such part(s) of the Estate Common Areas and the Estate Common Services and Facilities for all purposes connected with the proper use and enjoyment of his Unit.
- (b) Full right and liberty for the Owner for the time being, his agents and licensees (in common with all other persons having the like right) of a Unit in the Residential Development to use for the purpose of recreation only and subject to the rules regulations and fees prescribed for their use by the Manager, the Private Recreational Facilities intended for use by that Owner but not any other of the Private Recreational Facilities intended for use by Owners of the other parts of the Residential Development PROVIDED that in exercising such right no Owner shall damage or interfere with or permit or suffer to be damaged or interfered with, the general amenities, plant, equipment or services provided.
- (B) Rights, easements and privileges applicable to FSI as Owner of the Government Accommodation
- Notwithstanding any provisions contained in the DMC, FSI, its lessees, tenants, licensees, and persons authorised by it and the Owners or occupiers for the time being of the Government Accommodation or any part thereof shall have the right to go pass and repass over and along and to use any common parts of the Land or any common parts of the Development on the Land (including, but not limited to, the Common Areas) in connection with the proper use and enjoyment of the Government Accommodation or any parts thereof and to use and receive the benefit of any common facilities within the Land or the Development on the Land (including, but not limited to, the Common Services and Facilities).
- (C) Rights, easements and privileges applicable to the Owner of the Station Complex
- The right for the Owner of the Station Complex, its employees, agents, licensees and tenants (in common with all others having the like right) to pass over the Estate Common Areas for the purposes of escape in an emergency.
- (D) Rights, easements and privileges applicable to all Owners of the Residential Development
- Full right and liberty (Subject Always to the rights of the Manager, FSI and MTR) for the Owner of a Residential Unit of the Residential Development for the time being, his servants, agents, licensees, tenants and lawful occupants (in common with all other persons having the like right):
- (a) to go, pass and repass over and along and upon and to use the Residential Development Common Areas, the Residential/Commercial Common Areas and the Residential/Residential Car Park Common Areas and the Residential Development Common Services and Facilities, the Residential/Commercial Common Services and Facilities and the Residential/Residential Car Park Common Services and Facilities for all purposes connected with the proper use and enjoyment of his Unit.
- (b) to go, pass and repass over and along and upon the Residential Car Park Common Areas and/or the Estate Common Areas for the purposes of access and egress to and from the drop off areas, emergency vehicular access, bicycle parking spaces and plant rooms serving the Residential Development.
- (E) Rights, easements and privileges applicable to all Owners of the Car Parking Spaces of the Car Park designated for the Residential Development
- Full right and liberty (Subject Always to the rights of the Manager, FSI and MTR) for the Owner of a Car Parking Space designated for the benefit of the Residential Development for the time being, his servants, agents, licensees, tenants and lawful occupants (in common with all other persons having the like right) to go, pass and repass over and along and upon and to use the Residential Car Park Common Areas and the Residential/Residential Car Park Common Areas and the Residential Car Park Common Services and Facilities and the Residential/Residential Car Park Common Services and Facilities for all purposes connected with the proper use and enjoyment of his Car Parking Space.
- (F) Rights, easements and privileges applicable to all Owners of the Commercial Development
- The full right and liberty (Subject Always to the rights of the Manager, FSI and MTR) for the Owners of the Commercial Development for the time being, their servants, agents, licensees, tenants and lawful occupants (in common with all other persons having the like right) to go, pass and repass over and along and upon and to use the Residential/Commercial Common Areas and the Hotel/Commercial Common Areas and the Residential/Commercial Common Services and Facilities and the Hotel/Commercial Common Services and Facilities for all purposes connected with the proper use and enjoyment of the Commercial Development.
17. Each Share shall during the residue of the Term and any renewal thereof subject to the covenants and terms contained in the Government Grant and in the DMC be held by the person or persons from time to time entitled thereto subject to the exceptions and reservations set out in Part II of the Second Schedule to the DMC, including but not limited to the following exceptions and reservations:
- (A) Rights of the Managers
- (a) Full right and privilege for the Manager, with or without surveyors, workmen and others, at all reasonable times on prior reasonable notice (except in case of emergency) to enter on and into each and every part of the Land and the Development including each Unit other than the Station Complex except with the prior consent in writing of MTR and the Government Accommodation except with the prior approval (save in case of emergency) of the Owner of the Government Accommodation for the purposes of inspecting, rebuilding, repairing, renewing, replacing, renovating, maintaining, cleaning, painting or decorating the structure of the Estate, the Common Areas and Common Services and Facilities or any part or parts thereof, or any Unit in respect of which the Owner shall be in default of its obligations to repair and maintain or for abating any hazard or nuisance which does or may affect the Common Areas, the Common Services and Facilities or other Owners or for the exercise and carrying out of any of its powers and duties under the provisions of the DMC causing as little disturbance as is reasonably practicable and making good any damage caused thereby.



SUMMARY OF DEED OF MUTUAL COVENANT

公契的摘要

- (b) Subject to the right for the Owner or Owners of the Commercial Development as provided in Clause 6(b) of Part I of the Second Schedule to the DMC, the right for the Manager to authorise by way of licence subject to the prior approval of the Development Owners Committee or the relevant Owners Sub-Committee of the relevant part of the Estate (as the case may be) and the prior written consent of the Director the use of external walls forming part of the Common Areas (other than the external walls of the Government Accommodation) for advertising purposes and to permit the installation or erection of posters or other advertising signs or structures (whether illuminated or not) with the right to remove, repair, maintain, service or replace the same and to obtain electricity from the building or structure (other than the Government Accommodation) nearest in proximity to such advertising posters signs and other structures Provided Always that:
- (i) any signs or advertisements or structures erected on the external walls of the Government Accommodation shall not be affected;
 - (ii) the rights and interests of the Owners shall not be adversely affected;
 - (iii) the licensee shall be responsible for and at its cost and expense keep and maintain in good condition those parts of the Common Areas so licensed on or to which such posters and other advertising signs, or structures shall so be displayed, installed, erected or affixed;
 - (iv) all licence fees or other income received by the Manager shall be applied by them in accordance with Clause 7 of Section J of the DMC; and
 - (v) no chimneys, flues, pipes or other structures or facilities shall be installed or affixed onto the external walls of the Government Accommodation.
- (B) Rights of the MTR
- For so long as MTR remains the beneficial owner of any Share (and in addition to any other right which it may have reserved under the Assignment to the Purchaser) MTR shall have the exclusive and unrestricted right in its absolute discretion at any time or times and from time to time as it shall deem fit to do all or any of the following acts or deeds and/or to exercise all or any of the following rights, liberty, privileges and entitlement:
- (a) At all times with or without contractors, servants, agents, workmen or other persons authorised, to enter into and upon any part of the Land and the Development (excluding the Units which have been assigned by MTR and other than the Government Accommodation unless entry is unavoidable, when in that event it shall be subject to prior reasonable notice, the least disturbance being caused and MTR shall indemnify costs and expenses incurred for any damage caused to the Government Accommodation) with all necessary tools, equipment, plant and materials and (if necessary) to use on a temporary basis only the Common Areas and Common Services and Facilities for the purpose of transportation and passage through and the storage of building materials and equipment for the purpose of:
 - (i) completing or commissioning the construction of any part of the Land and the Development either alone or in conjunction with any adjacent land or adjacent buildings in such manner and with such materials as MTR in its absolute and unfettered discretion shall deem fit;
 - (ii) carrying out any works or repairs or maintenance which it considers necessary to prevent any damage to, or for preventing or rectifying any works by the Owners or any of them or the Manager which may in the opinion of MTR have the effect of endangering or causing damage to the Mass Transit Railway, the Station Complex or the Mass Transit Railway Structures and Installations and in this event the reasonable costs thereof shall be a debt due to the MTR repayable on demand by the Manager from the defaulting Owner;
 - (iii) constructing future pedestrian accessways connecting the Estate to the Station Complex;
 - (iv) carrying out other works in under on or over the Land and the Development as it shall require from time to time in compliance with the Government Grant or in relation to the operation or safety of the Mass Transit Railway and the Station Complex.
 - (b) In accordance with the terms of the Government Grant or upon request by the Director, to assign the Common Areas and Common Services and Facilities or any part or parts thereof together with the Shares relating thereto to the Manager, without consideration, for the general benefit of the Owners Provided that upon such assignment such areas and facilities shall be held by the Manager as trustee for all the Owners and if the Manager shall resign or be wound up or are removed in accordance with the provisions of Clause 2 of Section H of the DMC and another manager appointed in its place, or if required by an Owners Corporation for the Development formed under the Building Management Ordinance then the Manager or its liquidator shall assign such Common Areas and Common Services and Facilities together with the Shares relating thereto (if any) free of costs and consideration to the new manager or Owners Corporation (as appropriate) upon the same trusts.
 - (c) Subject only to obtaining the prior written consent of the Director to allocate and re-allocate Shares to any particular part of the Development following the issue of an Occupation Permit in respect of that particular part and to each Unit and the Common Areas and Common Service and Facilities and to allocate and re-allocate Management Units to each Unit thereto necessitated by any change in gross floor area Provided That the allocation or re-allocation of Shares shall not affect the proportion of Shares allocated to the Government Accommodation.
 - (d) To amend, vary, alter, add to, modify or substitute any part of the Common Areas and Common Services and Facilities Provided Always that the physical use and enjoyment of the Units by the Owners shall not be materially and adversely affected and the use and enjoyment of the Government Accommodation shall not be affected and no such amendment, variation, alteration, addition, modification or substitution shall give to the Owners or other person having an interest in the Development or any part thereof any right of action against MTR Provided That the Common Areas and Common Services and Facilities shall not be reduced.
 - (e) To construct maintain lay alter remove re-route and renew drains, pipes, cables, sewers and other installations, fittings, chambers and other structures within the Land and the Development (other than the services and facilities solely and exclusively serving the Government Accommodation) or partly within the Land and the Development (other than the services and facilities solely and exclusively serving the Government Accommodation) and adjoining land to supply utilities services and recreational facilities to the Land and the Development and/or to any other adjoining adjacent or neighbouring lands and to grant the right so to do any of the aforesaid to any person on such terms and conditions as MTR may deem fit Provided that if the said drains, pipes, cables, sewers, installations, fittings, chambers and structures form parts of the Common Areas or the Common Services and Facilities, any consideration received for supplying of the said utilities, services and recreational facilities to the adjoining adjacent or neighbouring lands shall after deduction by MTR of the costs of the relevant works incurred by MTR be credited to the relevant Special Fund.
18. For the benefit of the Owners and the occupiers for the time being of the Units there shall be Building Rules and Fitting Out Rules regulating the use, occupation, maintenance and environmental control of the Estate and of any of the Common Areas (including the Private Recreational Facilities), and the Common Services and Facilities and the conduct of persons occupying, visiting or using the same and such Building Rules and Fitting Out Rules shall be binding on the Owners and their tenants, licensees, servants and agents (other than the Owner of the Government Accommodation).
19. The Manager shall on behalf of and at the cost and expense of the Owners of Units inspect, maintain and carry out all necessary works for the Common Areas and the Common Services and Facilities including those part or parts of the Works and Installations forming part of the Common Areas and the Common Services and Facilities.

SUMMARY OF DEED OF MUTUAL COVENANT

公契的摘要

B. The number of undivided shares assigned to each residential property in the Phase

20. The number of undivided shares assigned to each residential property in the Phase is as follows:

Tower 1

Floor	Flat	No. of Shares allocated to each Residential Unit
5th	A	817
	B	793
	C *	695
	D *	495
	E *	568
6th-29th (inclusive) (21 storeys)	A	817
	B	793
	C	646
	D	480
	E	559
31st	A *	1,241
	C *	892
	D	480
	E	559
32nd-43rd (inclusive) (11 storeys)	A	1,193
	C	886
	D	480
	E	559
45th	A *	1,904
	C *	1,718
	D *	1,587

* including flat roof(s)

Note : 13th, 14th, 24th, 30th, 34th and 44th Floors omitted

Tower 2

Floor	Flat	No. of Shares allocated to each Residential Unit
5th	A *	819
	B *	791
	C *	686
	D *	495
	E *	499
6th-29th (inclusive) (21 storeys)	A	785
	B	795
	C	643
	D	483
31st	E	485
	A *	1,022
	C	660
	D	483
32nd-45th (inclusive) (12 storeys)	E	485
	A	1,011
	C	660
	D	483
46th	E	485
	A	1,024
	C	660
	D	483
47th	E	485
	A *	1,643
	C *	1,479
	D *	1,462

* including flat roof(s)

Note : 13th, 14th, 24th, 30th, 34th and 44th Floors omitted



SUMMARY OF DEED OF MUTUAL COVENANT
公契的摘要

Tower 3

Floor	Flat	No. of Shares allocated to each Residential Unit
5th	A *	819
	B *	792
	C *	526
	D *	495
	E *	499
6th-29th (inclusive) (21 storeys)	A	785
	B	796
	C	487
	D	483
	E	485
31st-42nd (inclusive) (11 storeys)	A	795
	B	812
	C	487
	D	483
	E	485
43rd	A	795
	B	812
	C *	1,117
	D	483
	E	485
45th-47th (inclusive) (3 storeys)	A	795
	B	812
	D	483
	E	485
48th	A *	2,023
	D *	1,462

* including flat roof(s)

Note : 13th, 14th, 24th, 30th, 34th and 44th Floors omitted

Tower 6

Floor	Flat	No. of Shares allocated to each Residential Unit
5th	A *	819
	B *	792
	C *	526
	D *	495
	E *	499
6th-29th (inclusive) (21 storeys)	A	785
	B	796
	C	487
	D	483
	E	485
31st-42nd (inclusive) (11 storeys)	A	795
	B	812
	C	487
	D	483
	E	485
43rd	A	795
	B	812
	C *	1,117
	D	483
	E	485
45th-47th (inclusive) (3 storeys)	A	795
	B	812
	D	483
	E	485
48th	A *	2,023
	D *	1,462

* including flat roof(s)

Note : 13th, 14th, 24th, 30th, 34th and 44th Floors omitted



SUMMARY OF DEED OF MUTUAL COVENANT
公契的摘要

Tower 7

Floor	Flat	No. of Shares allocated to each Residential Unit
5th	A *	819
	B *	791
	C *	686
	D *	495
	E *	499
6th-29th (inclusive) (21 storeys)	A	785
	B	795
	C	643
	D	483
	E	485
31st	A *	1,022
	C	660
	D	483
	E	485
32nd-45th (inclusive) (12 storeys)	A	1,011
	C	660
	D	483
	E	485
46th	A	1,024
	C	660
	D	483
	E	485
47th	A *	1,643
	C *	1,479
	D *	1,462

* including flat roof(s)

Note : 13th, 14th, 24th, 30th, 34th and 44th Floors omitted

Tower 8

Floor	Flat	No. of Shares allocated to each Residential Unit
5th	A	817
	B	793
	C *	695
	D *	495
	E *	568
6th-29th (inclusive) (21 storeys)	A	817
	B	793
	C	646
	D	480
	E	559
31st	A *	1,241
	C *	892
	D	480
	E	559
32nd-43rd (inclusive) (11 storeys)	A	1,193
	C	886
	D	480
	E	559
45th	A *	1,904
	C *	1,718
	D *	1,587

* including flat roof(s)

Note : 13th, 14th, 24th, 30th, 34th and 44th Floors omitted

C. The term of years for which the manager of the Phase is appointed

21. Subject to the provisions of the Building Management Ordinance and the provisions for termination contained in the DMC, the appointment of MTR Corporation Limited as the Manager of the Phase shall be for an initial period of 2 years commencing from the date of the DMC.

D. The basis on which the management expenses are shared among the owners of the residential properties in the Phase

22. The owners of the residential properties in the Phase shall contribute towards the management expenses in the following manner:

- (a) All Owners of Units in the Estate (save and except FSI as the Owner of the Government Accommodation) shall contribute to the expenses of the Estate Common Areas and Facilities Management Budget in the proportion that the Management Units attributable to the Units owned by them bears to the total Management Units allocated to the Estate.
- (b) The Owners of the Residential Units shall contribute to the expenses of the Residential Development Management Budget in the proportion that the Management Units attributable to the Residential Units owned by them bears to the total Management Units allocated to the Residential Development.
- (c) The Owners of the Residential Units shall also contribute to the expenses of the Residential/Commercial Management Budget in the proportion that the Management Units attributable to the Residential Units owned by them bears to the total Management Units from time to time allocated to the Residential Development and the Commercial Development.
- (d) The Owners of the Residential Units shall also contribute to the expenses of the Residential/Residential Car Park Management Budget in the proportion that the Management Units attributable to the Residential Units owned by them bears to the total Management Units allocated to the Residential Development and all Car Parking Spaces designated for the Owners and residents of the Residential Units and their bona fide guests, visitors or invitees.

23. The number of Management Units allocated to each residential property in the Phase is equal to the number of undivided shares assigned to that residential property.

E. The basis on which the management fee deposit is fixed

24. The management fee deposit of a residential property in the Phase is a sum equivalent to three months' Management Charges.

F. The area (if any) in the Phase retained by the owner for that owner's own use

25. There is no area in the Phase retained by the owner (MTR Corporation Limited) for that owner's own use.

Unless otherwise defined in this sales brochure, capitalized terms used in the above shall have the same meaning of such terms in the DMC.

SUMMARY OF DEED OF MUTUAL COVENANT

公契的摘要

A. 處理期數的公用部分的公契條文的摘要

1. 「**公用地方**」指「該屋苑公用地方」、「住宅發展項目公用地方」、「住宅停車場公用地方」、「酒店/寫字樓公用地方」、「酒店/商業公用地方」、「住宅/商業公用地方」、「住宅/住宅停車場公用地方」，以及任何將會根據於土地註冊處登記為註冊摘要第13012202530055號的公契及管理協議(「**公契**」)所訂立的「副公契」或「分割契約」夾附圖則中註明為劃定公用地方的「該屋苑」部份，但不包括個別「單位」「業主」擁有或只供個別「單位」專用的「住宅發展項目」、「商業發展項目」、「停車場」、「酒店」或「寫字樓」部份。
2. 「**公用服務與設施**」指「該屋苑公用服務與設施」、「住宅發展項目公用服務與設施」、「住宅停車場公用服務與設施」、「酒店/寫字樓公用服務與設施」、「酒店/商業公用服務與設施」、「住宅/商業公用服務與設施」、「住宅/住宅停車場公用服務與設施」，以及任何將會根據「公契」所訂立的「副公契」或「分割契約」註明為劃定公用服務與設施的「該屋苑」服務與設施，但不包括個別「單位」「業主」擁有或只供個別「單位」專用的服務與設施。
3. 「**會所**」指「私人康樂設施」的部份，現已或將會按照「核准圖則」建造供「康樂會」不時作會所用途。
4. 「**該屋苑公用地方**」指擬供「該屋苑」整體各「業主」使用及並非只供個別「業主」或一組「業主」專享的「該屋苑」部份，其中包括但不限於引路、私家街、道路、行車道、巷、行人徑、行人道、入口、大堂、樓梯、斜路、行車道、樓梯平台、走廊及通道；污水處理房、機房、泵房、變壓器及電掣房、機器及設備房和儲物室；建於「該屋苑」內各大廈的地基及結構項件(不包括任何從屬於個別「單位」的結構柱及「單位」內的結構柱)、管理處及「該屋苑」內供「發展項目業主委員會」、「業主立案法團」、其他受僱於「該屋苑」上或內看更、管理員或其他職員使用的辦事處或其他地方和「該屋苑」內所有其他非供個別「業主」或一組「業主」專用的公眾地方(但不包括「住宅發展項目公用地方」、「住宅停車場公用地方」、「酒店/寫字樓公用地方」、「酒店/商業公用地方」、「住宅/商業公用地方」、「住宅/住宅停車場公用地方」，以及任何構成將會根據「公契」所訂立的「副公契」或「分割契約」指定或將會指定為其他「公用地方」的任何地方)。只要該等地方與範圍可在圖則辨識，現已於「公契」所夾附的圖則以棕色顯示，以資識別。
5. 「**該屋苑公用服務與設施**」指現已或將會建於「發展項目」內、上或下的各項服務與設施，供「該屋苑」整體使用及並非只供個別「業主」或一組「業主」專用，其中包括但不限於污水管、溝渠、排水渠、水道、井、水管及管槽；泵、水箱及衛生配件；電線、電纜、電力裝置、配件、設備或系統；防火及滅火系統、設備與器具；保安系統、設備及器具；垃圾處置設備；電梯、自動扶梯；暖氣、通風及冷氣機與設備；冷氣機及風機；以及任何其他提供或安裝於「該屋苑」或供「該屋苑」享用作為「該屋苑」康樂設備一部份而非供個別「業主」或一組「業主」專享的任何其他裝置、系統、機器、設備、器具、配件、服務及設施(但不包括「住宅發展項目公用服務與設施」、「住宅停車場公用服務與設施」、「酒店/寫字樓公用服務與設施」、「酒店/商業公用服務與設施」、「住宅/商業公用服務與設施」、「住宅/住宅停車場公用服務與設施」，以及任何構成將會根據「公契」所訂立的「副公契」或「分割契約」指定或將會指定為其他「公用服務與設施」的服務與設施)。
6. 「**私人康樂設施**」指私人康樂設施及該處的附屬設施(包括但不限於「會所」)，由「署長」依據「政府批地書」第(34)(a)條特別批地條款批准，現時或於「年期」任何時間提供予「住宅發展項目」或其任何部份的居民或彼等的真正訪客享用。
7. 「**住宅停車場公用地方**」指擬供「車位」「業主」、佔用人及受許可人公用與共享的「停車場」部份，劃作停泊屬於「住宅單位」居民及彼等真正賓客、訪客或來賓的車輛或電單車，其中包括但不限於所有附屬地方、流通地方、空隙、入口、斜路、行車道，以及劃供「住宅發展項目」享用的電單車車位和訪客車位。「住宅停車場公用地方」只要可在圖則辨識，已於「公契」所夾附的圖則以藍色顯示，以資識別。
8. 「**住宅停車場公用服務與設施**」指「停車場」內、上或下所有專為「車位」而設的服務與設施，劃作停泊屬於「住宅單位」居民及彼等真正賓客、訪客或來賓的車輛或電單車，其中包括但不限於機器及機械、電力裝置、配件及設備、屏障、保安護衛亭、收費亭及供水器具。

9. 「**住宅發展項目公用地方**」指擬供「住宅發展項目」「業主」公用與共享而非供任何「住宅單位」「業主」專用的「住宅發展項目」部份，其中包括但不限於安裝或使用天線廣播分導或電訊網絡設施的地方、各入口、大堂、樓梯、樓梯平台、走廊及通道、電梯井、機器及設備房、料斗房、天台、外牆(包圍「住宅單位」的整幅幕牆(如有者)除外)及「住宅發展項目」的冷氣平台(屬於「住宅單位」者除外)及劃供「住宅發展項目」享用的客貨上落車位和單車車位，以及列為環保及創新設施而獲建築事務監督及「署長」根據屋宇署、地政總署及規劃署所發出聯合執行指引第1及2號豁免計入樓面總面積或上蓋面積或兩者的公用空中花園、公用平台花園、郵遞室連信箱(如有者)，但不包括「該屋苑公用地方」、「住宅停車場公用地方」、「住宅/商業公用地方」、「住宅/住宅停車場公用地方」、「酒店/寫字樓公用地方」及「酒店/商業公用地方」內任何地方。
10. 「**住宅發展項目公用服務與設施**」指現已或將會在「發展項目」內、上或下建造或安裝的各項服務與設施，供「住宅發展項目」整體使用而非供任何「住宅單位」「業主」專用，其中包括但不限於天線廣播分導或電訊網絡設施、管槽、水管、電纜、電線、機器及機械、電力裝置、配件、設備及器具、電梯及「私人康樂設施」，但不包括任何屬於「該屋苑公用服務與設施」、「住宅停車場公用服務與設施」、「住宅/商業公用服務與設施」、「住宅/住宅停車場公用服務與設施」、「酒店/寫字樓公用服務與設施」及「酒店/商業公用服務與設施」一部份的服務與設施。
11. 「**住宅/住宅停車場公用地方**」指擬供「住宅發展項目」「業主」及劃作停泊屬於「住宅單位」居民和彼等真正賓客、訪客或來賓車輛或電單車的「車位」各「業主」、佔用人及受許可人公用與共享的「該屋苑」部份，但不包括任何屬於「該屋苑公用地方」、「住宅發展項目公用地方」、「住宅停車場公用地方」、「酒店/寫字樓公用地方」、「酒店/商業公用地方」及「住宅/商業公用地方」的地方。
12. 「**住宅/住宅停車場公用服務與設施**」指位於「該屋苑」內、上或下供「住宅發展項目」及劃作停泊屬於「住宅單位」居民和彼等真正賓客、訪客或來賓車輛或電單車的「車位」使用的服務與設施，但不包括任何屬於「該屋苑公用服務與設施」、「住宅發展項目公用服務與設施」、「住宅停車場公用服務與設施」、「酒店/寫字樓公用服務與設施」、「酒店/商業公用服務與設施」及「住宅/商業公用服務與設施」一部份的服務與設施。
13. 「**住宅/商業公用地方**」指擬供「住宅發展項目」「業主」及「商業發展項目」各「業主」、佔用人及受許可人公用與共享的「該屋苑」部份，但不包括任何屬於「該屋苑公用地方」、「住宅發展項目公用地方」、「住宅停車場公用地方」、「酒店/寫字樓公用地方」、「酒店/商業公用地方」及「住宅/住宅停車場公用地方」的地方。
14. 「**住宅/商業公用服務與設施**」指位於「該屋苑」內、上或下供「住宅發展項目」及「商業發展項目」使用的服務與設施，但不包括任何屬於「該屋苑公用服務與設施」、「住宅發展項目公用服務與設施」、「住宅停車場公用服務與設施」、「酒店/寫字樓公用服務與設施」、「酒店/商業公用服務與設施」及「住宅/住宅停車場公用服務與設施」一部份的服務與設施。
15. 「**經理人**」具有權力及職責維修及保持「公用地方」和「公用服務與設施」的功用與狀態良好。
16. 茲遵從「政府批地書」及「公契」之契諾與條款，於「年期」餘年及其續訂期的，每份「份數」將歸於不時擁有資格的人士或人等，並且連帶下列權利：遵從「大廈規則」及「裝修規則」(「公契」K節另有規定除外)，「公契」第二附錄第I部份註明各項地役權、權利與特權(如適用者)之利益，包括但不限於下列地役權、權利與特權：
 - (A) 適用於「該屋苑」「業主」之權利、地役權及特權
 - (a) 「該屋苑」每個「單位」之現任「業主」、其傭僕、代理人、受許可人、租客及合法佔用人(與所有其他具有本項權利之人等共有均有全權及自由行經、通越、再通越和使用「該屋苑公用地方」及「該屋苑公用服務與設施」，以作完善使用及享用其「單位」之所有用途；

SUMMARY OF DEED OF MUTUAL COVENANT

公契的摘要

(b) 「住宅發展項目」每個「單位」之現任「業主」、其代理人及受許可人(與所有其他具有本項權利的人等共有)如遵從「經理人」制訂的規則與規例並支付指定的費用，均擁有全權和自由使用擬供其使用的「私人康樂設施」(但不包括擬供「住宅發展項目」其他部份「業主」使用的任何其他「私人康樂設施」)，純粹作康樂用途，惟「業主」行使本項權利時，不得損害或干預或允許或容忍他人損害或干預該處提供之一般便利設施、機器、設備或服務。

(B) 適用於作為「政府樓宇」「業主」之「財政司司長法團」的權利、地役權及特權

儘管「公契」另有任何規定，「財政司司長法團」、其租客、租戶、受許可人及獲其授權人士及「政府樓宇」或其任何部份的現任「業主」或佔用人，均享有權利有權行經、通越、再通越及使用「該土地」任何公共部份或「該土地」上「發展項目」的公共部份(包括但不限於「公用地方」)，以作關乎其完善使用及享用「政府樓宇」或其任何部份之所有用途，並且有權使用及收取「該土地」或「該土地」上「發展項目」內的任何公共設施(包括但不限於「公用服務與設施」)之利益。

(C) 適用於「車站綜合大樓」「業主」之權利、地役權及特權

「車站綜合大樓」「業主」、其僱員、代理人、受許可人及租客(與所有具同等權利的人士共享)有權經越「該屋苑公用地方」作緊急逃生通道之用。

(D) 適用於「住宅發展項目」所有「業主」之權利、地役權及特權

「住宅發展項目」每個「住宅單位」之現任「業主」、其僱僕、代理人、受許可人、租客及合法佔用人(與所有其他具有本項權利的人等共有)均有全權及自由(惟需遵從「經理人」、「財政司司長法團」及「港鐵」之權利)：

- (a) 行經、通越、再通越及使用「住宅發展項目公用地方」、「住宅/商業公用地方」、「住宅/住宅停車場公用地方」及「住宅發展項目公用服務與設施」、「住宅/商業公用服務與設施」及「住宅/住宅停車場公用服務與設施」，以作完善使用及享用其「單位」之所有用途；
- (b) 行經、通越及再通越「住宅停車場公用地方」及/或「該屋苑公用地方」，藉此進出「住宅發展項目」專用的上落客區、緊急車輛通道、單車車位及機器房。

(E) 適用於「住宅發展項目」指定專用「停車場」內「車位」的「業主」之權利、地役權及特權

「住宅發展項目」指定專用「車位」之現任「業主」、其僱僕、代理人、受許可人、租客及合法佔用人(與所有其他具有本項權利的人等共有)均有全權及自由(惟需遵從「經理人」、「財政司司長法團」及「港鐵」之權利)行經、通越、再通越及使用「住宅停車場公用地方」及「住宅/住宅停車場公用地方」及「住宅停車場公用服務與設施」及「住宅/住宅停車場公用服務與設施」，以作完善使用及享用其「車位」之所有用途。

(F) 適用於「商業發展項目」「業主」之權利、地役權及特權

「商業發展項目」現任「業主」、其僱僕、代理人、受許可人、租客及合法佔用人(與所有其他具有本項權利的人等共有)均有全權及自由(惟需遵從「經理人」、「財政司司長法團」及「港鐵」之權利)行經、通越、再通越及使用「住宅/商業公用地方」、「酒店/商業公用地方」、「住宅/商業公用服務與設施」及「酒店/商業公用服務與設施」，以作完善使用及享用「商業發展項目」之所有用途。

17. 茲遵從「政府批地書」及「公契」之契諾與條款，於「年期」餘年及其續訂期，每份「份數」將歸於不時擁有資格的人士或人等，但仍需遵從「公契」第二附錄第II部份訂明的保留原權益及保留新權益，包括但不限於下列保留原權益及保留新權益：

(A) 「經理人」之權利

(a) 「經理人」擁有全權及特權獨自或聯同測量師、工人及其他人等在事前發出合理通知(緊急情況除外)後，於所有合理時間進入「該土地」及「發展項目」所有部份(包括任何「單位」)(但如需進入「車站綜合大樓」必須事前獲得「港鐵」書面同意，如需進入「政府樓宇」事前必須獲得「政府樓宇」「業主」事前批准(緊急情況例外))，以便檢驗、重建、修理、更新、更換、翻新、維修、清潔、髹漆粉飾或裝修「該屋苑」、「公用地方」及「公用服務與設施」或其他任何部份的結構，或「業主」違反責任不妥善修理及維修的任何「單位」，又或消滅任何影響「公用地方」、「公用服務與設施」或其他「業主」的危害或騷擾，又或行使「公契」賦予「經理人」的權力及職責。然而「經理人」行使本項權利應盡量避免構成滋擾，並且修妥因此而造成的損害。

(b) 遵從「公契」第二附錄第I部份第6(b)條訂明「商業發展項目」「業主」擁有之權利，「經理人」如事前獲得「發展項目業主委員會」或「該屋苑」相關部份「業主小組委員會」(視乎情況而定)書面批准及事前獲得「署長」書面同意，即有權授予他人許可權使用構成「公用地方」的外牆(「政府樓宇」之外牆除外)作廣告用途，以及批准安裝或搭建海報、其他廣告招牌或結構物(不論是否有照明)，並且有權拆除、修理、維修、保養或更換此等海報、其他廣告招牌或結構物及從最近該處的建築物或結構物(「政府樓宇」除外)取用電源，惟概：

- (i) 不可影響搭建於「政府樓宇」外牆的任何招牌、廣告或結構；
- (ii) 不得損害「業主」的權利及權益；
- (iii) 受許可人必須承擔責任及自費保養和維持其獲授許可權使用或已陳列、安裝、搭建或裝設海報及其他廣告牌或結構的「公用地方」部份的良好狀況；
- (iv) 「經理人」就此收取的所有許可費或其他收益一律按照「公契」J節第7條規定運用；及
- (v) 「政府樓宇」外牆不得安裝或裝設任何煙囪、排煙管、水管或其他結構或設施。

(B) 「港鐵」之權利

只要「港鐵」仍為任何「份數」的實益擁有人(附加於「港鐵」與「買方」所訂「轉讓契約」保留的任何其他權利)，「港鐵」具專有及不受限制的權利，隨時及不時按其絕對自由酌情為恰當作出以下所有或任何行為或事項，及/或行使所有或任何以下權利、自由權、特權、權益：-

(a) 隨時獨自或聯同承辦商、僱僕、代理人、工人或其他授權人等及攜帶所有必要的工具、設備、機器及物料進入「該土地」及「發展項目」的任何部份(除非無可避免必須進入否則不包括「港鐵」已轉讓的「單位」及「政府樓宇」)，如確需進入亦需發出合理事前通知，並需盡量避免造成滋擾，如對「政府樓宇」造成任何損害則「港鐵」需賠償所有費用與開支，以及(如需要者)暫時使用「公用地方」及「公用服務與設施」作建築物料和設備運送、物流及儲存地方，以便：

- (i) 在行使不受束縛的絕對酌情權以決定該等方式及使用該等物料的情況下，按其視為恰當，獨自或聯同毗鄰土地或建築物完成或委託他人完成「該土地」及「發展項目」任何部份的建造工程；

SUMMARY OF DEED OF MUTUAL COVENANT

公契的摘要

- (ii) 執行其視為必要預防任何損害的任何工程或修理或維修工程，或以預防或糾正全體「業主」或彼等任何一方或「經理人」所進行而「港鐵」認為會危害或損害「鐵路」、「車站綜合大樓」或「鐵路結構與裝置」的工程。如有此情況，有關的合理費用將成為「港鐵」應收的債項，違約「業主」必須在「經理人」要求時清償；
- (iii) 建造日後連接「該屋苑」與「車站綜合大樓」的行人通道；
- (iv) 遵照「政府批地書」或因應「鐵路」及「車站綜合大樓」營運或安全，按不時需要在「該土地」及「發展項目」內或在其下或上執行其他工程。
- (b) 遵從「政府批地書」條款或「署長」要求，「港鐵」可以各「業主」的一般利益為本，無償地將「公用地方」及「公用服務與設施」或其任何部份連同相關「份數」轉讓予「經理人」。上述範圍及設施轉讓予「經理人」後，即由「經理人」以信託形式代表所有「業主」持管。如「經理人」辭職、清盤或按照「公契」H節第2條規定遭革除而另行委任新經理人，又或如按照根據《建築物管理條例》成立之「發展項目」「業主立案法團」要求，則「經理人」或其清盤人必須免費及無償地將此等「公用地方」及「公用服務與設施」連同相關「份數」(如有者)轉讓予新任經理人或「業主立案法團」(視乎情況而定)，以便新經理人或「業主立案法團」按前述信託方式持管。
- (c) 如事前獲得「署長」書面同意，「港鐵」可分配及重新分配「份數」予已獲發「入伙紙」的「發展項目」個別部份、該處每個「單位」、「公用地方」及「公用服務與設施」，並可因應總樓面面積的變動分配及重新分配每個「單位」的「管理份數」。然而，分配及重新分配「份數」概不可影響「政府樓宇」之「份數」比例。
- (d) 修改、更改、改動、加建、改造或取代任何「公用地方」及「公用服務與設施」，惟此舉不可嚴重影響或妨礙「業主」實際使用及享用其「單位」，亦不可影響任何人士使用及享用「政府樓宇」，而「業主」或擁有「發展項目」或其任何部份權益的其他人士概不可鑒於任何此等修改、更改、改動、加建、改造或取代工程對「港鐵」興訟。然而「公用地方」及「公用服務與設施」不可被減少。
- (e) 「港鐵」有權建造、維修、鋪設、更改、拆除、轉導及更新位於「該土地」及「發展項目」內(「政府樓宇」專用的服務與設施除外)，或部份位於「該土地」及「發展項目」(專供「政府樓宇」使用的服務與設施除外)及毗連土地而為「該土地」及「發展項目」及/或為任何其他毗連、毗鄰或鄰近土地供應公用服務及康樂設施所裝設的排水渠、水管、電纜、污水管及其他裝置、配件、廂格及其他結構物，並可按其認為適當之條款與條件授權他人採取任何上述行動。然而，倘上述排水渠、水管、電纜、污水管、裝置、配件、廂格及結構物屬於「公用地方」或「公用服務與設施」一部份，則「港鐵」向毗連、毗鄰或鄰近土地供應上述公用服務、服務及康樂設施所收取的費用，扣除其因相關工程招致的開支後，結餘將撥入相關的「特別基金」。

18. 茲以各「單位」現任「業主」及佔用人之利益為本，「該屋苑」將制訂「大廈規則」及「裝修規則」，以監管「該屋苑」、任何「公用地方」(包括「私人康樂設施」)及「公用服務與設施」的使用、佔用、維修和環境事宜，以及管制佔用、到訪或使用上述地方人士的行為操守。「大廈規則」及「裝修規則」對所有「業主」(「政府樓宇」「業主」除外)及彼等的租客、受許可人、傭僕及代理人均有約束效力。
19. 「經理人」應代表「單位」「業主」檢查、維修「公用地方」及「公用服務與設施」並執行所有必要工程，包括屬於「公用地方」及「公用服務與設施」一部份的「工程與裝置」，費用由「單位」「業主」承擔。

B. 分配予期數中的每個住宅物業的不分割份數的數目

20. 分配予「期數」中每個住宅物業的不分割份數的數目如下：

第1座

樓層	居住單位	每個「住宅單位」之「份數」數額
5樓	A	817
	B	793
	C*	695
	D*	495
	E*	568
6至29樓(包括頭尾兩層) (共21層)	A	817
	B	793
	C	646
	D	480
	E	559
31樓	A*	1,241
	C*	892
	D	480
	E	559
32至43樓(包括頭尾兩層) (共11層)	A	1,193
	C	886
	D	480
	E	559
45樓	A*	1,904
	C*	1,718
	D*	1,587

* 包括平台

註：不設13、14、24、30、34及44樓

SUMMARY OF DEED OF MUTUAL COVENANT
公契的摘要

第2座

樓層	居住單位	每個「住宅單位」之「份數」數額
5樓	A*	819
	B*	791
	C*	686
	D*	495
	E*	499
6至29樓(包括頭尾兩層) (共21層)	A	785
	B	795
	C	643
	D	483
	E	485
31樓	A*	1,022
	C	660
	D	483
	E	485
32至45樓(包括頭尾兩層) (共12層)	A	1,011
	C	660
	D	483
	E	485
46樓	A	1,024
	C	660
	D	483
	E	485
47樓	A*	1,643
	C*	1,479
	D*	1,462

* 包括平台

註：不設13、14、24、30、34及44樓

第3座

樓層	居住單位	每個「住宅單位」之「份數」數額
5樓	A*	819
	B*	792
	C*	526
	D*	495
	E*	499
6至29樓(包括頭尾兩層) (共21層)	A	785
	B	796
	C	487
	D	483
	E	485
31至42樓(包括頭尾兩層) (共11層)	A	795
	B	812
	C	487
	D	483
	E	485
43樓	A	795
	B	812
	C*	1,117
	D	483
45至47樓(包括頭尾兩層) (共3層)	E	485
	A	795
	B	812
48樓	D	483
	E	485
	A*	2,023
	D*	1,462

* 包括平台

註：不設13、14、24、30、34及44樓

SUMMARY OF DEED OF MUTUAL COVENANT
公契的摘要

第6座

樓層	居住單位	每個「住宅單位」之「份數」數額
5樓	A*	819
	B*	792
	C*	526
	D*	495
	E*	499
6至29樓(包括頭尾兩層) (共21層)	A	785
	B	796
	C	487
	D	483
	E	485
31至42樓(包括頭尾兩層) (共11層)	A	795
	B	812
	C	487
	D	483
	E	485
43樓	A	795
	B	812
	C*	1,117
	D	483
	E	485
45至47樓(包括頭尾兩層) (共3層)	A	795
	B	812
	D	483
	E	485
48樓	A*	2,023
	D*	1,462

* 包括平台

註：不設13、14、24、30、34及44樓

第7座

樓層	居住單位	每個「住宅單位」之「份數」數額
5樓	A*	819
	B*	791
	C*	686
	D*	495
	E*	499
6至29樓(包括頭尾兩層) (共21層)	A	785
	B	795
	C	643
	D	483
	E	485
31樓	A*	1,022
	C	660
	D	483
	E	485
32至45樓(包括頭尾兩層) (共12層)	A	1,011
	C	660
	D	483
46樓	E	485
	A	1,024
	C	660
47樓	D	483
	E	485
	A*	1,643
47樓	C*	1,479
	D*	1,462

* 包括平台

註：不設13、14、24、30、34及44樓

SUMMARY OF DEED OF MUTUAL COVENANT

公契的摘要

第8座

樓層	居住單位	每個「住宅單位」之「份數」數額
5樓	A	817
	B	793
	C*	695
	D*	495
	E*	568
6至29樓(包括頭尾兩層) (共21層)	A	817
	B	793
	C	646
	D	480
	E	559
31樓	A*	1,241
	C*	892
	D	480
	E	559
32至43樓(包括頭尾兩層) (共11層)	A	1,193
	C	886
	D	480
	E	559
45樓	A*	1,904
	C*	1,718
	D*	1,587

* 包括平台

註：不設13、14、24、30、34及44樓

C. 有關期數的管理人的委任年期

21. 遵從《建築物管理條例》及「公契」所訂的終止委任規定，香港鐵路有限公司獲委任為「期數」的「經理人」的最初任期，由「公契」訂立日開始為期2年。

D. 管理開支在期數中的住宅物業的擁有人之間分擔的基準

22. 「期數」中的住宅物業的擁有人須按下列方式攤付管理開支：

- 「該屋苑」內所有「單位」「業主」(作為「政府樓宇」「業主」之「財政司司長法團」除外)應按其「單位」之「管理份數」佔「該屋苑」「管理份數」總額的比例攤付「該屋苑公用地方與設施管理預算案」的開支；
- 「住宅單位」「業主」應按其「住宅單位」之「管理份數」佔「住宅發展項目」「管理份數」總額的比例攤付「住宅發展項目管理預算案」的開支；
- 「住宅單位」「業主」並應按其所持「住宅單位」之「管理份數」佔「住宅發展項目」及「商業發展項目」不時獲分配「管理份數」總額的比例攤付「住宅/商業管理預算案」的開支；
- 「住宅單位」「業主」並應按其所持「住宅單位」之「管理份數」佔「住宅發展項目」及所有劃供「住宅單位」「業主」及居民和彼等真正賓客、訪客或來賓使用「車位」「管理份數」總額的比例攤付「住宅/住宅停車場管理預算案」的開支。

23. 分配予「期數」中的每個住宅物業之「管理份數」的數目相等於分配予該住宅物業的不分割份數的數目。

E. 計算管理費按金的基準

24. 「期數」中的每個住宅物業之管理費按金等於三個月「管理費」。

F. 擁有人在期數中保留作自用的範圍（如有的話）

25. 擁有人(香港鐵路有限公司)在「期數」中並無保留作自用的範圍。

除非在本售樓說明書另有定義，以上使用的方括號內的詞語與「公契」內的詞語具有相同意義。

1. The lot number of the land on which the Phase is situated:

Tseung Kwan O Town Lot No.72 (“**the lot**”)

2. The term of years under the lease

The lot was granted under the Agreement and Conditions of Grant No.20379 (as varied or modified by two Modification Letters registered in the Land Registry by Memorial Nos.09112001010011 and 10090201870010 respectively) (“**the Land Grant**”) for a term of 50 years commencing on 18 May 2007.

3. User restrictions applicable to that land

Special Condition No. (16) of the Land Grant stipulates that:

- (a) Subject to the General and Special Conditions of the Land Grant (“**these Conditions**”) and in particular subject to sub-clauses (b) and (c) of Special Condition No. (16), the lot or any part thereof or any building or part of any building erected or to be erected thereon shall not be used for any purpose other than for non-industrial (excluding godown and petrol filling station) purposes.
- (b) The Tseung Kwan O Station (as defined in Special Condition No. (24)(a) of the Land Grant) or any part thereof erected on the lot shall not be used for any purpose other than for the purposes referred to in Special Condition No.(24)(c) of the Land Grant.
- (c) Without prejudice to the generality of sub-clause (a) of Special Condition No. (16) and Special Condition No. (19) of the Land Grant, the lot or any part thereof or any building or part of any building erected or to be erected on the lot shall not be used for any purpose other than for which it is designed, constructed and intended in accordance with these Conditions.

Special Condition No. (72) of the Land Grant stipulates that:

No grave or columbarium shall be erected or made on the lot, nor shall any human remains or animal remains whether in earthenware jars, cinerary urns or otherwise be interred therein or deposited thereon.

4. Indemnity by Grantee

General Condition No. 4 of the Land Grant stipulates that:

The Grantee hereby indemnifies and shall keep indemnified the Government against all actions, proceedings, liabilities, demands, costs, expenses, losses (whether financial or otherwise) and claims whatsoever and howsoever arising from any breach of these Conditions or any damage or soil and groundwater contamination caused to adjacent or adjoining land or to the lot where such damage or soil and groundwater contamination has, in the opinion of the Director of Lands (hereinafter referred to as “**the Director**”, and whose opinion shall be final and binding upon the Grantee), arisen out of any use of the lot, or any development or redevelopment of the lot or part thereof or out of any activities carried out on the lot or out of any other works carried out thereon by the Grantee whether or not such use, development or redevelopment, activities or works are in compliance with these Conditions or in breach thereof.

5. Maintenance

General Condition No. 6 of the Land Grant stipulates that:

- (a) The Grantee shall throughout the tenancy having built or rebuilt (which word refers to redevelopment as contemplated in sub-clause (b) below) in accordance with these Conditions:
 - (i) maintain all buildings in accordance with the approved design and disposition, and height, and any approved building plans without variation or modification hereto;
 - (ii) maintain all buildings erected or which may hereafter be erected in accordance with these Conditions or any subsequent contractual variation of them, in good and substantial repair and condition and in such repair and condition deliver up the same at the expiration or sooner determination of the tenancy.

- (b) In the event of the demolition at any time during the tenancy of any building then standing on the lot or any part thereof the Grantee shall replace the same either by sound and substantial building or buildings of the same type and of no less gross floor area or by building or buildings of such type and value as shall be approved by the Director. In the event of demolition as aforesaid the Grantee shall within one calendar month of such demolition apply to the Director for consent to carry out building works for the redevelopment of the lot and upon receiving such consent shall within three calendar months thereof commence the necessary works of redevelopment and shall complete the same to the satisfaction of and within such time limit as is laid down by the Director.

6. Private streets, roads and lanes

General Condition No. 8 of the Land Grant stipulates that:

Any private streets, roads and lanes which by these Conditions are required to be formed shall be sited to the satisfaction of the Director and included in or excluded from the area to be leased as may be determined by him and in either case shall be surrendered to the Government free of cost if so required. If the said streets, roads and lanes are surrendered to the Government, the surfacing, kerbing, draining (both foul and storm water sewers), channelling and road lighting thereof shall be carried out by the Government at the expense of the Grantee and thereafter they shall be maintained at public expense. If the said private streets, roads and lanes remain part of the area to be leased, they shall be lighted, surfaced, kerbed, drained, channelled and maintained by and at the expense of the Grantee in all respects to the satisfaction of the Director and the Director may carry out or cause to be carried out the installation and maintenance of road lighting for the sake of public interest as required. The Grantee shall bear the capital cost of installation of road lighting and allow free ingress and egress to and from the area to be leased to workmen and vehicles for the purpose of installation and maintenance of the road lighting.

7. Formation of the Reserved Areas

Special Condition No. (4) of the Land Grant stipulates that:

- (b) The Grantee shall:
 - (i) on or before the Completion Date (as defined in Special Condition No. (15) of the Land Grant) (or such other extended periods as may be approved by the Director) at his own expense, in such manner with such materials and to such standards, levels, alignment and design as the Director shall approve and in all respects to the satisfaction of the Director lay and form those portions of future public roads within the land and air space within the areas shown coloured pink hatched green on the plan annexed to the Land Grant and between the ground level at 5.5 metres above the Hong Kong Principal Datum and the level at 11 metres above the Hong Kong Principal Datum (which land and airspace are hereinafter referred to as “**the Reserved Areas**”) and provide and construct such pavements or other structures as the Director in his sole discretion may require so that pedestrian traffic may be carried thereon;
 - (ii) on or before the Completion Date or such other extended periods as may be approved by the Director, at his own expense and to the satisfaction of the Director, surface, kerb and channel the Reserved Areas and provide the same with such gullies, sewers, drains, fire hydrants with pipes connected to water mains, street lights, traffic signs, street furniture and road markings as the Director may require; and
 - (iii) maintain at his own expense the Reserved Areas together with all structures, surfaces, gullies, sewers, drains, fire hydrants, services, street lights, traffic signs, street furniture, road markings and plant constructed, installed and provided thereon or therein to the satisfaction of the Director until such time as possession of the Reserved Areas has been re-delivered to the Government in accordance with sub-clause (e) of Special Condition No. (4).¹

Remark:

- 1. As provided in a letter from the Director dated 21 December 2012 and registered in the Land Registry by Memorial No.13010902660082, all the positive obligations imposed on the Grantee in respect of the lot under the Land Grant have been complied with to the Director’s satisfaction. The possession of the Reserved Areas shall be deemed to have been re-delivered to the Government on 21 December 2012 in accordance with Special Condition No.(4)(e).

8. Formation of the Green Area and the Green Stippled Black Areas

Special Condition No. (5) of the Land Grant stipulates that:

- (a) The Grantee shall
- (i) within 9 calendar months from the date of the Land Grant (or such other extended periods as may be approved by the Director) at his own expense, in such manner with such materials and to such standards, levels, alignment and design as the Director shall approve and in all respects to the satisfaction of the Director:
- (I) lay and form that portion of future public road shown coloured green on the plan annexed to the Land Grant (hereinafter referred to as “**the Green Area**”); and
- (II) provide and construct such bridges, tunnels, over-passes, under-passes, culverts, viaducts, flyovers, pavements, roads or such other structures as the Director in his sole discretion may require (hereinafter collectively referred to as “**the Green Area Structures**”)
- so that building, vehicular and pedestrian traffic may be carried on the Green Area;
- (ii) within 9 calendar months from the date of the Land Grant or such other extended periods as may be approved by the Director, at his own expense and to the satisfaction of the Director, surface, kerb and channel the Green Area and provide the same with such gullies, sewers, drains, fire hydrants with pipes connected to water mains, street lights, traffic signs, street furniture and road markings as the Director may require;
- (iii) on or before the Completion Date (as defined in Special Condition No. (15) of the Land Grant) (or such other extended periods as may be approved by the Director) at his own expense, in such manner with such materials and to such standards, levels, alignment and design as the Director shall approve and in all respects to the satisfaction of the Director:
- (I) lay and form those portions of future public roads shown coloured green stippled black on the plan annexed to the Land Grant (hereinafter referred to as “**the Green Stippled Black Areas**”); and
- (II) provide and construct such bridges, tunnels, over-passes, under-passes, culverts, viaducts, flyovers, pavements, roads or such other structures as the Director in his sole discretion may require (hereinafter collectively referred to as “**the Green Stippled Black Areas Structures**”)
- so that building, vehicular and pedestrian traffic may be carried on the Green Stippled Black Areas;
- (iv) on or before the Completion Date (as defined in Special Condition No. (15) of the Land Grant) or such other extended periods as may be approved by the Director, at his own expense and to the satisfaction of the Director, surface, kerb and channel the Green Stippled Black Areas and provide the same with such gullies, sewers, drains, fire hydrants with pipes connected to water mains, street lights, traffic signs, street furniture and road markings as the Director may require; and
- (v) maintain at his own expense the Green Area and the Green Stippled Black Areas together with the Green Area Structures and the Green Stippled Black Areas Structures and all structures, surfaces, gullies, sewers, drains, fire hydrants, services, street lights, traffic signs, street furniture, road markings and plant constructed, installed and provided thereon or therein to the satisfaction of the Director until such time as possession of the Green Area and the Green Stippled Black Areas has been re-delivered in accordance with Special Condition No. (6)(a) of the Land Grant.²

Remark:

2. As provided in a letter from the Director dated 21 December 2012 and registered in the Land Registry by Memorial No.13010902660082, all the positive obligations imposed on the Grantee in respect of the lot under the Land Grant have been complied with to the Director’s satisfaction. The possession of the Green Area and the Green Stippled Black Areas shall be deemed to have been re-delivered to the Government on 21 December 2012 in accordance with Special Condition No.(6)(a) (excluding the Covered Footbridges (as defined in Special Condition No.(41)(a)(i)(I)) and the Landscape Deck (as defined in Special Condition No.(41)(a)(i)(II)) constructed or to be constructed thereon).

9. Possession of the Green Area and the Green Stippled Black Areas

Special Condition No. (6) of the Land Grant stipulates that:

- (a) The Grantee shall at all reasonable times while he is in possession of the Green Area and the Green Stippled Black Areas allow free access over and along the Green Area and the Green Stippled Black Areas for all Government and public vehicular and pedestrian traffic and shall ensure that such access shall not be obstructed by the carrying out of the works whether under Special Condition No. (5) of the Land Grant or otherwise.
- (b) The existing cul-de-sac at Tong Yin Lane shown on the plan annexed to the Land Grant shall be maintained by the Grantee to facilitate traffic movement at Tong Yin Lane at all reasonable times and to the satisfaction of the Director until such time the works to be carried out in compliance with Special Condition Nos. (5)(a)(i) and (ii) of the Land Grant are completed in all respects to the satisfaction of the Director.

10. Restriction on use of the Green Area and the Green Stippled Black Areas

Special Condition No. (7) of the Land Grant stipulates that:

The Grantee shall not without the prior written consent of the Director use the Green Area and the Green Stippled Black Areas for the purpose of storage or for the erection of any temporary structure or for any purposes other than the carrying out of the works specified in Special Condition Nos. (5) and (41)(a) of the Land Grant.

11. Formation of the Yellow Area

Special Condition No. (9) of the Land Grant stipulates that:

- (a) The Grantee shall:
- (i) on or before the Completion Date (as defined in Special Condition No. (15) of the Land Grant), or such other extended periods as may be approved by the Director, at his own expense and in all respects to the satisfaction of the Director of Leisure and Cultural Services and the Director lay, form, landscape, plant with trees and shrubs, provide and construct facilities or structures, and to surface and drain the area shown coloured yellow on the plan annexed to the Land Grant (hereinafter referred to as “**the Yellow Area**”) as public open space (hereinafter referred as “**the District Open Space**”) in accordance with the Technical Schedule annexed to the Land Grant (hereinafter referred to as “**the Technical Schedule**”) and the plans approved under Special Condition No. (10)(a) of the Land Grant;
- (ii) at his own expense uphold, manage, maintain, clean and repair the Yellow Area together with all structures and services provided and installed thereon or therein in good substantial repair and condition in all respects to the satisfaction of the Director until such time as possession of the Yellow Area together with all structures and services provided and installed thereon or therein shall be re-delivered to the Government in accordance with sub-clause (d) of Special Condition No. (9)³; and
- (iii) on or before 30 June 2010 or such other date as may be approved by the Director in writing at the Grantee’s own expense and in all respects to the satisfaction of the Director construct the supports and connections for the Elevated Walkway (as defined in sub-clause (d) of Special Condition No. (9)).
- (d) The Grantee shall at all reasonable times while he is in possession of the Yellow Area allow free access over and along the Yellow Area for all Government vehicular and pedestrian traffic and shall ensure that such access (including such access by the Government’s officers, contractors, the Government’s Representatives (as defined in Special Condition No. (12)(a) of the Land Grant) and any other persons authorized by him) shall not be interfered with or obstructed by the carrying out of the works whether under sub-clause (a) of Special Condition No. (9) or otherwise. The Grantee shall permit the Director, his officers, contractors and any other persons authorized by him the right of ingress, egress and regress to from and through the Yellow Area for carrying out inspection, construction and maintenance of a proposed elevated walkway within the Yellow Area (hereinafter referred to as “**the Elevated Walkway**”) and shall allow the public to use the Elevated Walkway upon completion.

Remark:

3. As provided in a letter from the Director dated 21 December 2012 and registered in the Land Registry by Memorial No.13010902660082, all the positive obligations imposed on the Grantee in respect of the lot under the Land Grant have been complied with to the Director’s satisfaction. The possession of the Yellow Area shall be deemed to have been re-delivered to the Government on 21 December 2012 in accordance with Special Condition No.(9)(d).

- (e) The Grantee shall not without the prior written consent of the Director use the Yellow Area or any part or parts thereof for the purpose of storage or for the erection of any temporary structure or for any other purposes other than the carrying out of the works specified in sub-clause (a) of Special Condition No. (9).

12. Defects liability

Special Condition No. (14) of the Land Grant stipulates that:

- (b) Whenever required by the Director of Leisure and Cultural Services or the Government Representatives, the Grantee shall at his own expense and within such time and to such standard and in such manner as may be specified by the Director of Leisure and Cultural Services or the Government Representatives carry out all works of maintenance, repair, amendment, reconstruction and rectification and any other works as may be necessary to remedy and rectify any defects, wants of repair, settlements, imperfections, breakdown, faults or any other outstanding works in the District Open Space or any part thereof which shall occur or become apparent within the Defects Liability Period. In addition to the foregoing, the Grantee shall at his own expense and within such time and to such standard and in such manner as may be specified by the Director of Leisure and Cultural Services or the Government Representatives make good and rectify any defects, wants of repair, settlements, imperfections, breakdown, faults or any other outstanding works in the District Open Space or any part thereof which may exist at the respective dates of re-delivery of possession of the Yellow Area to the Government by the Grantee.
- (e) For the purpose of Special Condition No. (14) only, the expression “Grantee” shall mean only the person entering into and executing the Land Grant and shall exclude his assigns.

13. Building covenant

Special Condition No. (15) of the Land Grant stipulates that:

The Grantee shall develop the lot by the erection thereon of a building or buildings complying in all respects with these Conditions and all Ordinances, bye-laws and regulations relating to building, sanitation and planning which are or may at any time be in force in Hong Kong, such building or buildings to be completed and made fit for occupation on or before the 31st day of December 2012 (hereinafter referred to as “**the Completion Date**”).

14. Landscaping

Special Condition No. (18) of the Land Grant stipulates that:

- (c) The Grantee shall at his own expense landscape the lot in accordance with the approved landscape master plan and no amendment, variation, alteration, modification or substitution shall be made without the prior written consent of the Director of Planning.
- (d) The Grantee shall thereafter keep and maintain at his own expense the landscaped works in a safe, clean, neat, tidy, functional and healthy condition all to the satisfaction of the Director.

15. Development conditions

Special Condition No. (19) of the Land Grant stipulates that:

Subject to these Conditions, upon development or redevelopment (which term refers solely to redevelopment contemplated in General Condition No. 6 of the Land Grant) of the lot or any part thereof:

- (a) the Grantee shall only erect, construct, provide and maintain upon the lot:
- (i) the Tseung Kwan O Station (as defined in Special Condition No. (24)(a) of the Land Grant);
 - (ii) the Government Accommodation (as defined in Special Condition No. (20)(a) of the Land Grant);
 - (iii) accommodation and facilities for private residential purposes (hereinafter referred to as “**the Residential Accommodation**”) comprising not more than 1,150 flats with a total gross floor area not less than 48,000 square metres and not more than 80,000 square metres;

- (iv) accommodation and facilities for commercial (excluding hotel accommodation) purposes (hereinafter referred to as “**the Commercial Accommodation**”) with a total gross floor area not less than 15,000 square metres and not more than 25,000 square metres provided that a minimum of 5,000 square metres shall be provided for office purposes (hereinafter referred to as “**the Office Accommodation**”); and

- (v) accommodation and facilities for hotel accommodation purposes (hereinafter referred to as “**the Hotel Accommodation**”) comprising not more than 1,290 rooms with a total gross floor area not less than 34,878 square metres and not more than 58,130 square metres.

16. Government Accommodation

Special Condition No.(20) of the Land Grant stipulates that:

- (a) The Grantee acknowledges that there are
- (i) one public transport interchange (hereinafter referred to as “**the Public Transport Interchange**”) on the ground level within the lot comprising
 - (I) one bus terminus with five bus bays,
 - (II) one public light bus terminus with two public light bus bays,
 - (III) one taxi bay,
 - (IV) one general loading and unloading bay,
 - (V) an area with a net operational floor area of not less than 15.5 square metres reserved for ancillary facilities for bus operators,
 - (VI) an area with a net operational floor area of not less than 2 square metres reserved for the regulators’ kiosks and
 - (VII) a closed-circuit television room, and
 - (ii) one public toilet on the ground level in close proximity to the Public Transport Interchange

(which accommodation (including lighting fixtures, ventilation plant, extract ductworks and road or floor surfaces but excluding such lifts, escalators, stairways, plant, equipment and other facilities not serving exclusively thereto as may be permitted by the Director in accordance with these Conditions, walls, columns, beams, ceilings, roof slabs, carriageway or floor slabs and any other structural elements) together with any other areas, facilities, services and installations serving exclusive thereto as the Director may in his absolute discretion determine (whose determination shall be conclusive and binding on the Grantee) are hereinafter collectively referred to as “**the Government Accommodation**”) with a total gross floor area of 5,407 square metres.

17. Maintenance of external finishes and structure of walls, etc.

Special Condition No. (23) of the Land Grant stipulates that:

- (a) The Grantee shall throughout the term agreed to be granted by the Land Grant at his own expense and in all respects to the satisfaction of the Director maintain the following items (hereinafter referred to as “**the Items**”):
- (i) the external finishes of the Government Accommodation and the structure of all walls, columns, beams, ceilings, roof slabs, carriageway or floor slabs and any other structural elements of, in, around, within, above and below the Government Accommodation;
 - (ii) all lifts, escalators and stairways serving the Government Accommodation and the remainder of the development on the lot;
 - (iii) all building services installations, plant and equipment (including but not limited to portable and non-portable fire services installation equipment) forming part of the system serving the Government Accommodation and the remainder of the development on the lot;
 - (iv) all of the structural slabs under the Government Accommodation together with the drainage systems therein and thereunder; and

- (v) all other common parts and facilities serving the Government Accommodation and the remainder of the development on the lot.
- (b) The Grantee shall indemnify and keep indemnified the Government and F.S.I. (as defined in the Land Grant) against all liabilities, damages, expenses, claims, costs, demands, charges, actions and proceedings of whatsoever nature arising out of or as a consequence of the failure of the Grantee to maintain the Items.
- (c) For the purpose of Special Condition No. (23) only, the expression “Grantee” shall exclude F.S.I.

18. Operation and maintenance of the Tseung Kwan O Station

Special Condition No. (24) of the Land Grant stipulates that:

- (a) The Grantee must, throughout the term agreed to be granted by the Land Grant, at his own expense provide, operate and maintain in all respects to the satisfaction of the Director in accordance with these Conditions and the Mass Transit Railway Ordinance, any regulations made thereunder and any amending legislation within the lot a railway station together with such ancillary railway structures, facilities and roads for the operation of the Mass Transit Railway as defined in section 2 of the Mass Transit Railway Ordinance, any regulations made thereunder and any amending legislation (hereinafter referred to as “**the Mass Transit Railway**”) (which railway station, ancillary structures, facilities and roads are hereinafter collectively referred to as “**the Tseung Kwan O Station**”) on a scale and in a manner to the satisfaction of the Director.
- (c) The Tseung Kwan O Station shall not be used for any purpose other than for the purpose of a railway station for the Mass Transit Railway together with other Mass Transit Railway operational and ancillary uses and such other uses as may be approved in writing by the Director at his sole discretion PROVIDED THAT in giving approval to such other uses, the Director may impose such terms and conditions, including payment of additional premium, as he considers appropriate.
- (d) For the purpose of Special Condition No. (24), the expression “Grantee” shall mean only the person entering into and executing the Land Grant and shall exclude his assigns.

19. Mass Transit Railway protection

Special Condition No. (30) of the Land Grant stipulates that:

- (a) No building works, foundation works or any other works on or within the lot or any part thereof shall damage, interfere with, obstruct or endanger the operation of the Tseung Kwan O Station, the Mass Transit Railway and any structures, facilities or installations or tunnels in relation to the Mass Transit Railway (hereinafter collectively referred to as “**the Mass Transit Railway Structures and Installations**”) in or passing through or in the vicinity of the lot or any part thereof. The Grantee shall at his own expense take such measures and precautions as may be required by the Director as to ensure the safety of the Mass Transit Railway Structures and Installations and the operation of the Mass Transit Railway and the Tseung Kwan O Station.
- (b) Throughout the whole of the term agreed to be granted by the Land Grant the Grantee shall comply with and observe to the satisfaction of the Director of Buildings all the requirements imposed by the Director of Buildings to protect the Mass Transit Railway Structures and Installations.

20. Access to the Tseung Kwan O Station by the public

Special Condition No. (32) of the Land Grant stipulates that:

The Grantee shall throughout the term agreed to be granted by the Land Grant permit at all times members of the public for all lawful purposes freely and without payment of any nature whatsoever to enter into, upon and through those part or parts of the lot and in, under, through, on or over any buildings, structures and erections thereon designated by the Grantee for the purpose of access to and from the Tseung Kwan O Station.

21. Recreational facilities

Special Condition No. (34) of the Land Grant stipulates that:

- (d) In the event that any part of the Facilities (as defined in the Land Grant) is exempted from the gross floor area calculation pursuant to sub-clause (c) of Special Condition No. (34):
 - (i) such part of the Facilities shall be designated as and form part of the Common Areas referred to in Special Condition No (46)(a)(v) of the Land Grant; and
 - (ii) the Grantee (save and except F.S.I.) shall at his own expense maintain such part of the Facilities in good and substantial repair and condition and shall operate such part of the Facilities to the satisfaction of the Director.

22. Open Spaces

Special Condition No. (35) of the Land Grant stipulates that:

- (a) The Grantee shall on or before the Completion Date at his own expense, in accordance with the approved landscape master plan and in all respects to the satisfaction of the Director erect, construct, provide and landscape within the lot such number of open spaces with a total area of not less than 6,000 square metres (hereinafter referred to as “**the Open Spaces**”) and including the planting of such shrubs and trees thereon to such level, standard and design as may be approved by the Director.
- (b) The Grantee shall throughout the term agreed to be granted by the Land Grant at his own expense maintain the Open Spaces in good and substantial repair and condition and in all respects to the satisfaction of the Director.

23. Pedestrian link

Special Condition No. (39) of the Land Grant stipulates that:

- (a) The Grantee shall at his own expense and in all respects to the satisfaction of the Director lay, form, provide, construct and surface such segregated pedestrian ways or paths (together with such stairs, ramps, lightings and escalators as the Director in his absolute discretion may require) for the purposes as specified in sub-clause (b) of Special Condition No. (39) at such positions, in such manner, with such materials and to such standards, levels, alignment and designs as the Director shall approve.
- (b) The segregated pedestrian ways or paths referred to in sub-clause (a) of Special Condition No. (39) shall follow the shortest possible routes and shall be covered and constructed and designed so as to:
 - (i) link up each and every building to be erected on the lot at such locations and levels of the building as the Director shall approve; and
 - (ii) link up all major facilities within the lot including the Tseung Kwan O Station, the Government Accommodation, the Residential Accommodation, the Commercial Accommodation, the Hotel Accommodation, the Open Spaces and community facilities provided thereon.
- (c) The Grantee shall throughout the whole term agreed to be granted by the Land Grant maintain at his own expense the segregated pedestrian ways or paths (together with such stairs, ramps, lightings and escalators) required to be provided under Special Condition No. (39) in good and substantial condition and repair to the satisfaction of the Director.
- (d) For the purpose of Special Condition No. (39), the expression “Grantee” shall exclude F.S.I.

24. Construction of structural supports and connections to the Future Footbridges

Special Condition No. (40) of the Land Grant stipulates that:

- (a) The Grantee shall on or before the Completion Date at his own expense and in all respects to the satisfaction of the Director erect, provide and construct within the lot with such materials and to such standards, levels, alignment, disposition and designs as may be required or approved by the Director and thereafter maintain the columns and such other structural supports and connections together with such escalators, lifts, ramps, stairways as may be required by the Director (which facilities, columns, structural supports and connections and any replacement or substitution thereof are hereinafter collectively referred to as “**the Future Footbridge Associated Structures**”) linking the lot to the two future footbridges (hereinafter referred to as “**the Future Footbridges**”) with a minimum internal clear width of 8 metres and at a level with a clear headroom of 5.1 metres above the highest level of Po Yap Road which may be located at the approximate positions indicated on the plan annexed to the Land Grant and marked “FB6” and “FB7” or at such other location or locations as may be approved in writing by the Director (hereinafter referred to as “**the Locations**”).
- (c) When called upon to do so by the Director, the Grantee or the manager for the time being of the lot or the Owners’ Corporation incorporated pursuant to the Building Management Ordinance (Cap. 344) in respect of the lot shall at his or its own expense and in all respects to the satisfaction of the Director execute all necessary works as shall be required and approved by the Director for the temporary closure of any opening in the building or buildings erected or to be erected on the lot so as to enable the Future Footbridges to be connected thereto. All necessary maintenance works for the temporary closure shall be the responsibility of the Grantee or the manager for the time being of the lot or the said Owners’ Corporation and shall be carried out to the satisfaction of the Director.
- (e) The Grantee shall throughout the term agreed to be granted by the Land Grant at all times and in compliance with any requirements which the Director may impose permit the public for all lawful purposes freely and without payment of any nature whatsoever on foot or by wheelchair the right of ingress, egress and regress to and from the lot or any part thereof of the building or buildings erected or to be erected thereon as are necessary for the purpose of gaining access to and from and the Future Footbridges or any temporary replacement thereof.
- (g) In the event of redevelopment of the lot or any part thereof whereby the Future Footbridge Associated Structures or any part thereof are required to be demolished, the Grantee shall within such time limit as may be imposed by the Director, at his own expense and to the satisfaction of the Director, replace the same by such new columns, structural supports and connections together with such escalators, lifts, ramps, stairways of such design, standard, alignment and disposition, with such materials, in such width and at such levels and locations as the Director shall approve or require.
- (j) For the purpose of Special Condition No. (40) of the Land Grant, the expression “Grantee” shall exclude F.S.I.

25. Construction of Covered Footbridges and Landscape Deck

Special Condition No. (41) of the Land Grant stipulates that:

- (a) (i) The Grantee shall on or before the Completion Date at his own expense and in all respects to the satisfaction of the Director:
 - (I) construct five single storey covered footbridges (hereinafter referred to as “**the Covered Footbridges**”) together with all supports and connections (including any supports and connections which the Director in his absolute discretion considers necessary for any future extension to the Covered Footbridges) as shall be required or approved by the Director, at the approximate positions shown and marked “FB1”, “FB2”, “FB3”, “FB4” and “FB5” on the plan annexed to the Land Grant. The Covered Footbridges shall be constructed with such materials and to such standards, levels, alignment, disposition and designs as shall be required and approved by the Director including but not limited to the provision and construction of such supports, ramps, associated staircases and landings, escalators, lifts and such internal and external fittings and fixtures and such lighting fittings as the Director in his sole discretion may require save and except that the supports and connections for the Elevated Walkway and the covered footbridge at the approximate position shown and marked “FB1” on the plan annexed to the Land Grant shall be completed on or before the 30th day of June 2010 or such other date as may be approved by the Director in writing. Each of the Covered Footbridges shall have a clear internal width of not less than 6 metres and a minimum clear internal headroom of 2.6 metres.

- (II) construct, provide and landscape an elevated landscape deck over Tong Tak Street as shown and marked “Prop. Landscape Deck” on the plan annexed to the Land Grant (hereinafter referred to as “**the Landscape Deck**”) and including the planting of such shrubs and trees thereon to such level, standard and design as may be approved by the Director. The Landscape Deck together with all associated staircases shall be constructed with such materials and to such standards, levels, alignment, disposition, locations and design as may be required or determined by the Director whose determination shall be final and binding on the Grantee.
- (ii) Notwithstanding sub-clause (a)(i)(II) of Special Condition No. (41), the associated staircase of the Landscape Deck to be constructed within the Yellow Area adjacent to Tong Tak Street and its supports and connections for receiving the associated structures of the Elevated Walkway shall be completed on or before the 30th day of June 2010 or such other date as may be approved by the Director in writing.
- (c) (i) The Covered Footbridges and the Landscape Deck shall not be used for any purpose other than for the passage of all members of the public on foot or by wheelchair.
- (ii) The Grantee shall not use or permit or suffer to be used any part of the Covered Footbridges and the Landscape Deck either externally or internally for advertising or for the display of any signs, notices or posters whatsoever unless otherwise approved or required by the Director.
- (iii) The Grantee shall not do or permit or suffer to be done within or in the vicinity of the Covered Footbridges and the Landscape Deck anything that may be or become a nuisance or annoyance or that may cause inconvenience or damage to any person or vehicle passing under the Covered Footbridges and the Landscape Deck or to any owner or occupier of any adjacent or neighbouring lot or lots or premises.
- (iv) The Grantee shall at all reasonable times during the day or night throughout the period during which the Covered Footbridges and the Landscape Deck are in existence permit all members of the public for all lawful purposes freely and without payment of any nature whatsoever to pass and repass on foot or by wheelchair along, to, from and through the Covered Footbridges and the Landscape Deck.
- (v) The Covered Footbridges and the Landscape Deck shall be re-delivered to the Government on demand and the Government reserves the right to take possession of the whole or any part or parts of the Covered Footbridges and the Landscape Deck as and when it sees fit without any payment or compensation to the Grantee provided always that the Government shall be under no obligation to take possession of the Covered Footbridges and the Landscape Deck or any part or parts thereof.
- (e) Throughout the whole of the term agreed to be granted by the Land Grant, the Grantee shall at his own expense manage, maintain and repair the Covered Footbridges and its associated staircases and associated structures and the Landscape Deck and its associated staircases and associated structures connecting the Landscape Deck to the District Open Space provided that the associated staircases and associated structures are constructed or provided by the Grantee and any replacement or substitution thereof are in good and substantial repair and condition in all respects to the satisfaction of the Director.
- (f) In the event of any redevelopment of the lot or any part thereof whereby the Covered Footbridges and the Landscape Deck or any part thereof is required to be demolished, the Grantee shall, within such time limit as shall be laid down by the Director, at his own expense and to the satisfaction of the Director, replace the same by the construction and completion of such new covered footbridges or elevated landscape deck or a part or parts thereof with such design, standard, alignment, disposition, materials and at such width, levels and positions as the Director shall approve or require.
- (i) For the purpose of Special Condition No. (41) of the Land Grant, the expression “Grantee” shall exclude F.S.I.

26. Provision of pedestrian walkway

Special Condition No. (42) of the Land Grant stipulates that:

- (a) The Grantee shall at his own expense and in all respects to the satisfaction of the Director provide a pedestrian walkway or walkways within the lot with a total clear width of not less than 6 metres (in the event of escalators or passenger lifts or staircases or ramps being provided as part or parts of the pedestrian walkway or walkways, the width of such escalators, passenger lifts, staircases or ramps may be less than 6 metres but the width for each pedestrian flow direction of the escalators as shall be approved in writing by the Director shall not be less than 1 metre) so as to link up the Tseung Kwan O Station, the Government Accommodation, the Future Footbridges, the Covered Footbridges, the Landscape Deck, the ground level of the lot and the public pavement at the ground level outside the lot (which pedestrian walkway is hereinafter referred to as “**the Pedestrian Walkway**”). The decision of the Director as to what constitutes the ground level shall be final and binding upon the Grantee.
- (b) The Grantee shall throughout the whole term agreed to be granted by the Land Grant manage and maintain at his own expense the Pedestrian Walkway (together with such escalators, passenger lifts, staircases, ramps or such other structures as may be approved or required by the Director) in good and substantial condition and repair to the satisfaction of the Director.
- (c) The Grantee shall throughout the whole term agreed to be granted by the Land Grant keep the Pedestrian Walkway open for the use by the public on foot or by wheelchair 24 hours a day free of charge without any interruption.
- (f) In the event of redevelopment of the lot or any part thereof whereby the Pedestrian Walkway (including such escalators, passenger lifts, staircases, ramps or such other structures as may be approved or required by the Director) or any part thereof is required to be demolished, the Grantee shall within such time limit as shall be laid down by the Director, at his own expense and to the satisfaction of the Director, replace the same by such new pedestrian walkway (including such escalators, passenger lifts, staircases, ramps or such other structures as may be approved or required by the Director) at such width, levels and positions as the Director shall approve or require.
- (h) For the purpose of Special Condition No. (42), the expression “Grantee” shall exclude F.S.I.

27. Deposit of car park layout plan

Special Condition No. (56) of the Land Grant stipulates that:

The parking, loading and unloading spaces and lay-bys indicated on the car park layout plan approved by the Director shall not be used for any purpose other than for the purposes set out respectively in Special Condition Nos. (49), (50) and (51) of the Land Grant. The Grantee shall maintain the parking, loading and unloading spaces, lay-bys and other spaces, including but not restricted to the lifts, landings, and manoeuvring and circulation areas, in accordance with the said approved plan and shall not alter the layout except with the prior written consent of the Director. Except for the parking spaces indicated on the said approved plan, no part of the lot or any building or structure thereon shall be used for parking purposes.

28. Refuse Collection

Special Condition No. (57) of the Land Grant stipulates that:

- (a) The Grantee shall at his own expense provide, maintain and in all respects to the satisfaction of the Director of Food and Environmental Hygiene a comprehensive system of refuse collection from each floor of the building or buildings erected or to be erected on the lot together with such spaces within the lot for the parking, loading and unloading of refuse collection vehicles as may be approved or required by and in all respects to the satisfaction of the Director of Food and Environmental Hygiene.

- (b) The spaces provided for the parking, loading and unloading of refuse collection vehicles in accordance with sub-clause (a) of Special Condition No. (57) shall not be used for any purposes other than for the purposes of the parking, loading and unloading of refuse collection vehicles.

29. Cutting away

Special Condition No. (59) of the Land Grant stipulates that:

- (a) Where there is or has been any cutting away, removal or setting back of any land, or any building-up or filling-in or any slope treatment works of any kind whatsoever, whether with or without the prior written consent of the Director, either within the lot or on any Government land, which is or was done for the purpose of or in connection with the formation, levelling or development of the lot or any part thereof or any other works required to be done by the Grantee under these Conditions, or for any other purpose, the Grantee shall at his own expense carry out and construct such slope treatment works, retaining walls or other support, protection, drainage or ancillary or other works as shall or may then or at any time thereafter be necessary to protect and support such land within the lot and also any adjacent or adjoining Government or leased land and to obviate and prevent any falling away, landslip or subsidence occurring thereafter. The Grantee shall at all times during the term agreed to be granted by the Land Grant maintain at his own expense the said land, slope treatment works, retaining walls or other support, protection, drainage or ancillary or other works in good and substantial repair and condition to the satisfaction of the Director.
- (b) Nothing in sub-clause (a) of Special Condition No. (59) shall prejudice the Government’s rights under these Conditions, in particular Special Condition No. (58) of the Land Grant.
- (c) In the event that as a result of or arising out of any formation, levelling, development or other works done by the Grantee or owing to any other reason, any falling away, landslip or subsidence occurs at any time, whether in or from any land within the lot or from any adjacent or adjoining Government or leased land, the Grantee shall at his own expense reinstate and make good the same to the satisfaction of the Director and shall indemnify the Government its agents and contractors from and against all costs, charges, damages, demands and claims whatsoever which shall or may be made, suffered or incurred through or by reason of such falling away, landslip or subsidence.
- (d) In addition to any other rights or remedies herein provided for breach of any of these Conditions, the Director shall be entitled by notice in writing to call upon the Grantee to carry out, construct and maintain the said land, slope treatment works, retaining walls, or other support, protection, and drainage or ancillary or other works or to reinstate and make good any falling away, landslip or subsidence, and if the Grantee shall neglect or fail to comply with the notice to the satisfaction of the Director within the period specified therein, the Director may forthwith execute and carry out any necessary works and the Grantee shall on demand repay to the Government the cost thereof, together with any administrative and professional fees and charges.

30. Anchor maintenance

Special Condition No. (61) of the Land Grant stipulates that:

Where prestressed ground anchors have been installed, upon development or redevelopment of the lot or any part thereof, the Grantee shall at his own expense carry out regular maintenance and regular monitoring of the prestressed ground anchors throughout their service life to the satisfaction of the Director and shall supply to the Director such reports and information on all such monitoring works as the Director may from time to time in his absolute discretion require. If the Grantee shall neglect or fail to carry out the required monitoring works, the Director may forthwith execute and carry out the monitoring works and the Grantee shall on demand repay to the Government the cost thereof.

31. Damage to Services

Special Condition No. (63) of the Land Grant stipulates that:

The Grantee shall take or cause to be taken all proper and adequate care, skill and precautions at all times, and particularly when carrying out construction, maintenance, renewal or repair work (hereinafter referred to as “**the Works**”), to avoid causing any damage, disturbance or obstruction to any Government or other existing drain, waterway or watercourse, water main, road, footpath, street furniture, sewer, nullah, pipe, cable, wire, utility service or any other works or installations being or running upon, over, under or adjacent to the lot or any part thereof or the Reserved Areas or the Green Area or the Green Stippled Black Areas or the Yellow Area or all of them or any combination thereof (hereinafter collectively referred to as “**the Services**”). The Grantee shall prior to carrying out any of the Works make or cause to be made such proper search and enquiry as may be necessary to ascertain the present position and levels of the Services, and shall submit his proposals for dealing with any of the Services which may be affected by the Works in writing to the Director for his approval in all respects, and shall not carry out any work whatsoever until the Director shall have given his written approval to the Works and to such aforesaid proposals. The Grantee shall comply with and at his expense meet any requirements which may be imposed by the Director in respect of the Services in granting the aforesaid approval, including the cost of any necessary diversion, relaying or reinstatement. The Grantee shall at his own expense in all respects repair, make good and reinstate to the satisfaction of the Director any damage, disturbance or obstruction caused to the lot or any part thereof or the Reserved Areas or the Green Area or the Green Stippled Black Areas or the Yellow Area or all of them or any combination thereof or any of the Services in any manner arising out of the Works (except for nullah, sewer, storm-water drain or water main, the making good of which shall be carried out by the Director, unless the Director elects otherwise, and the Grantee shall pay to the Government on demand the cost of such works). If the Grantee fails to carry out any such necessary diversion, relaying, repairing, making good and reinstatement of the lot or any part thereof or the Reserved Areas or the Green Area or the Green Stippled Black Areas or the Yellow Area or all of them or any combination thereof or of any of the Services to the satisfaction of the Director, the Director may carry out any such diversion, relaying, repairing, making good or reinstatement as he considers necessary and the Grantee shall pay to the Government on demand the cost of such works.

32. Construction of drains and channels

Special Condition No. (64) of the Land Grant stipulates that:

- (a) The Grantee shall construct and maintain at his own expense and to the satisfaction of the Director such drains and channels, whether within the boundaries of the lot or on Government land, as the Director may consider necessary to intercept and convey into the nearest stream-course, catchpit, channel or Government storm-water drain all storm-water or rain-water falling or flowing on to the lot, and the Grantee shall be solely liable for and shall indemnify the Government and its officers from and against all actions, claims and demands arising out of any damage or nuisance caused by such storm-water or rain-water.
- (b) The works of connecting any drains and sewers from the lot to the Government storm-water drains and sewers, when laid and commissioned, may be carried out by the Director who shall not be liable to the Grantee for any loss or damage thereby occasioned and the Grantee shall pay to the Government on demand the cost of such connection works. Alternatively, the said connection works may be carried out by the Grantee at his own expense to the satisfaction of the Director and in such case any section of the said connection works which is constructed within Government land shall be maintained by the Grantee at his own cost and upon demand be handed over by the Grantee to the Government for future maintenance thereof at the expense of the Government and the Grantee shall pay to the Government on demand the cost of the technical audit in respect of the said connection works. The Director may, upon failure of the Grantee to maintain any section of the said connection works which is constructed within Government land, carry out such maintenance works as he considers necessary and the Grantee shall pay to the Government on demand the cost of such works.

33. No hawkers

Special Condition No. (69) of the Land Grant stipulates that:

The Grantee shall not permit or suffer any hawker (as defined in the Land Grant) to carry on business within the lot, the Covered Footbridges and the Landscape Deck and shall remove therefrom any hawker found to be so doing. Notices to the effect that hawking is prohibited within the lot, the Covered Footbridges and the Landscape Deck shall be displayed prominently by the Grantee near all entrances to the lot and to the Covered Footbridges and the Landscape Deck.

1. 期數所位於的土地的地段編號

將軍澳市地段第72號（「該地段」）

2. 有關租契規定的年期

根據批地規約及協議第20379號（經2份在土地註冊處分別以註冊摘要編號09112001010011及10090201870010登記的修訂書更改或修訂）（「批地文件」）授予該地段租期從2007年5月18日起為期50年。

3. 適用於該土地的用途限制

批地文件特別條件第(16)條規定：

- (a) 受制於批地條件一般及特別條件（「本條件」）及尤其受制於特別條件第(16)條第(b)及(c)分條，該地段或其中任何部分或在其上已建或擬建的任何建築物或任何建築物之部分不能用作非工業（不包括倉庫及加油站）用途以外的任何用途。
- (b) 建於該地段上的將軍澳站（於批地條件特別條件第24(a)條定義）或其中任何部分不能用作批地文件特別條件第(24)(c)條所述用途以外的任何用途。
- (c) 在不影響批地文件特別條件第(16)條第(a)分條和特別條件第(19)條的一般適用範圍下，該地段或其中任何部分或在該地段上已建或擬建的任何建築物或任何建築物之部分不能用作按本條件進行設計、建築及擬定的用途之外的其他用途。

批地文件特別條件第(72)條規定：

不可在該地段豎立或建造墳墓或骨灰甕安置所，亦不可在該地段以陶罐、骨灰甕或其他形式安葬或存放任何人類骸骨或動物骸骨。

4. 由承批人提供彌償

批地文件一般條件第4條規定：

承批人須補償政府因任何違反批地文件或地政總署署長（下稱「署長」，其意見為最終意見及對承批人有約束力）認為承批人在使用、發展或重建該地段或其任何部份時或在該地段上進行的活動或其他工程，不論上述使用、發展或重建、活動或工程符合或違反本條件，導致毗鄰或毗連土地或該地段遭受破壞或泥土及地下水污染而招致的一切各種訴訟、法律程序、責任、要求、費用、開支、損失（不論是否經濟或其他形式）及申索。

5. 保養

批地文件一般條件第6條規定：

- (a) 承批人須在整個租期期間根據本條件發展或重建（該詞語指以下第(b)分條提及的重建）：
 - (i) 按已批准的設計、佈局、高度及任何經批准的建築圖則保養所有建築物，不能對其作出改變或更改；

- (ii) 保養所有已建或今後按本條件或對其作出的合同修訂興建的所有建築物處於修繕妥當的狀態，並以修繕妥當的狀態在租期期滿或提早終止租約時交回。

- (b) 倘若在租期期間拆卸當時在該地段或其中任何部分上存在的任何建築物，承批人須興建相同類型和不少於原先的總樓面面積的結構穩妥的建築物或署長批准的類型和價值的建築物作為代替。如果作出上述拆卸，承批人須在該拆卸的1個月內向署長申請批准進行該地段的重建之建築工程，並在收到上述同意後的3個月內展開重建所必要的工程和署長規定的時限內完成工程，使署長滿意。

6. 私人街、路及徑

批地文件一般條件第8條規定：

按本文件的要求而鋪設之任何私人街、路及徑須在署長滿意的地方鋪設，及由署長決定是否納入或剔出租出的範圍，及無論在那一種情況須在需要時免費退回予政府。如上述之街、路及徑退回予政府，政府對平整、鋪設路邊石、鋪設排水渠（不論是污水渠或雨水渠）、鋪設渠道及照明費用由承批人支付，其後之保養由公共開支支付。如上述私人街、路及徑為其中部份出租土地，承批人須支付其照明、平整、鋪設路邊石、鋪設排水渠、鋪設渠道及保養的費用，並在各方面使署長滿意。如因公眾利益需要，署長可進行或提出進行道路街燈之安裝及保養。承批人須負責道路街燈安裝的資本成本及允許工人及車輛為安裝及保養道路街燈之目的自由出入及經過該出租土地。

7. 平整保留範圍

批地文件特別條件第(4)條規定：

- (b) 承批人須：
 - (i) 於完成日期（於批地文件特別條件第(15)條定義）或之前（或署長可批准的其他延期）按署長批准的方式、材料、標準、水平、方位及設計，在各方面均令署長滿意下自費鋪設及塑造在附於批地文件的圖則上用粉紅色綠斜線顯示及於香港主水平基準以上5.5米的地面水平及香港主水平基準以上11米的水平之間的範圍內的土地及大氣空間（該土地及大氣空間下稱「保留範圍」）內的未來公眾道路之該等部份，並提供及興建署長可自行酌情要求的行人路或其他構築物，使行人交通可在其上進行。
 - (ii) 於完成日期或之前或署長可批准的其他延期，自費對保留範圍平整、鋪設路邊石及渠道，並提供署長可要求的明渠、污水渠、排水渠、消防栓連同連接至總水喉的水管、街道照明、交通標誌、街道設施及道路標識，令署長滿意；及
 - (iii) 自費保養保留範圍連同在其上或其內建築、安裝及提供的一切構築物、平整、明渠、污水渠、排水渠、消防栓、服務、街道照明、交通標誌、街道設施、道路標識及植物，直至按特別條件第(4)條第(c)分條交還保留範圍的管有權給政府。¹

備註：

1. 根據署長出具的一封日期為2012年12月21日及在土地註冊處以註冊摘要編號13010902660082登記的信件顯示，按批地文件就該地段對承批人施加必須履行的所有責任已在署長滿意下完成。按特別條件第(4)(c)條，保留範圍的管有權須被視作已於2012年12月21日交還予政府。

8. 平整綠色範圍及綠色加黑點範圍

批地文件特別條件第(5)條規定：

- (a) 承批人須
- (i) 從批地文件之日起9個月內（或署長可批准的其他延期）按署長批准的方式、材料、標準、水平、方位及設計，在各方面均令署長滿意下自費：
- (I) 鋪設及塑造在附於批地文件的圖則上用綠色顯示未來公眾道路之部份（下稱「**綠色範圍**」）；及
- (II) 提供及興建橋樑、隧道、立交橋、地下通道、暗渠、高架橋、天橋、行人路、道路或署長可自行酌情要求的其他構築物（以下統稱為「**綠色範圍構築物**」）
- 以便在綠色範圍上進行建築、車輛及行人交通。
- (ii) 從批地文件之日起9個月內或署長可批准的其他延期，自費對綠色範圍平整、鋪設路邊石及渠道，並提供署長可要求的明渠、污水渠、排水渠、消防栓連同連接至總水喉的水管、街道照明、交通標誌、街道設施及道路標識，令署長滿意；
- (iii) 於完成日期（於批地文件特別條件第(15)條定義）或之前（或署長可批准的其他延期）按署長批准的方式、材料、標準、水平、方位及設計，在各方面均令署長滿意下自費：
- (I) 鋪設及塑造在附於批地文件的圖則上用綠色加黑點顯示未來公眾道路之部份（下稱「**綠色加黑點範圍**」）；及
- (II) 提供及興建橋樑、隧道、立交橋、地下通道、暗渠、高架橋、天橋、行人路、道路或署長可自行酌情要求的其他構築物（以下統稱為「**綠色加黑點範圍構築物**」）
- 以便在綠色加黑點範圍上進行建築、車輛及行人交通。
- (iv) 於完成日期（於批地文件特別條件第(15)條定義）或之前或署長可批准的其他延期，自費對綠色加黑點範圍平整、鋪設路邊石及渠道，並提供署長可要求的明渠、污水渠、排水渠、消防栓連同連接至總水喉的水管、街道照明、交通標誌、街道設施及道路標識，令署長滿意；及
- (v) 自費保養綠色範圍及綠色加黑點範圍連同綠色範圍構築物及綠色加黑點範圍構築物及其上或其內建築、安裝及提供的一切構築物、平整、明渠、污水渠、排水渠、消防栓、服務、街道照明、交通標誌、街道設施、道路標識及植物，直至按批地文件特別條件第(6)(a)條交還綠色範圍及綠色加黑點範圍的管有權。²

備註：

2. 根據署長出具的一封日期為2012年12月21日及在土地註冊處以註冊摘要編號13010902660082登記的信件顯示，按批地文件就該地段對承批人施加必須履行的所有責任已在署長滿意下完成。按特別條件第(6)(a)條，綠色範圍及綠色加黑點範圍的管有權須被視作已於2012年12月21日交還予政府（於其上已興建或擬興建的有蓋行人天橋（於特別條件第(41)(a)(i)(I)條定義）及園景平台（於特別條件第(41)(a)(i)(II)條定義）除外）。

9. 綠色範圍及綠色加黑點範圍的管有權

批地文件特別條件第(6)條規定：

- (a) 承批人管有綠色範圍及綠色加黑點範圍期間，必須允許所有政府及公眾車輛和行人在所有合理時間免費自由地通行及行經綠色範圍及綠色加黑點範圍，並須確保按批地文件特別條件第(5)條進行的工程或其他工程不會妨礙該等通行。
- (b) 直至為履行批地文件特別條件第(5)(a)(i)及(ii)條而進行的工程已在各方面均令署長滿意下完成，附於批地文件的圖則上顯示於唐賢里現存的盡頭處須由承批人保養，以便有助唐賢里於所有合理時間的交通流動，使署長滿意。

10. 綠色範圍及綠色加黑點範圍的使用限制

批地文件特別條件第(7)條規定：

未經署長的預先書面同意，承批人不得使用綠色範圍及綠色加黑點範圍作存放用途或作興建任何臨時構築物或作進行批地文件特別條件第(5)及(41)(a)條指明的工程以外的任何用途。

11. 平整黃色範圍

批地文件特別條件第(9)條規定：

- (a) 承批人須：
- (i) 於完成日期（於批地文件特別條件第(15)條定義）或之前或署長可批准的其他延期，在各方面均令康樂及文化事務署署長及署長滿意下自費依照附於批地文件的技術明細表（下稱「**技術明細表**」）及按批地文件特別條件第(10)(a)條批准的圖則鋪設、塑造、美化、種植樹木及灌木、提供及興建設施或構築物、及平整及鋪築排水渠於附於批地文件的圖則以黃色顯示的地方（下稱「**黃色範圍**」）作為公眾休憩用地（下稱「**地區休憩用地**」）。
- (ii) 自費維持、管理、保養、清潔和修理黃色範圍連同於其上或其內提供及安裝的所有構築物及服務，令其維修充足及狀態良好，在各方面均令署長滿意，直至黃色範圍連同於其上或其內提供及安裝的所有構築物及服務的管有權，按照特別條件第(9)條第(d)分條規定交還政府為止³；及
- (iii) 於2010年6月30日或署長可書面批准的其他日期或之前，在各方面均令署長滿意下由承批人自費為高架行人路（於特別條件第(9)條第(d)分條定義）興建支撐物及連接物。
- (d) 承批人管有黃色範圍期間，必須允許所有政府車輛和行人在所有合理時間免費自由地通行及行經黃色範圍，並須確保按特別條件第(9)條第(a)分條進行的工程或其他工程不會干擾或妨礙該等通行（包括政府官員、承辦商、政府代表（於批地文件特別條件第(12)(a)條定義）及獲其授權的任何其他人士的通行）。承批人須准許署長、其官員、承辦商及獲其授權的任何其他人士有權行經及往返黃色範圍，以對黃色範圍內建議的高架行人路（下稱「**高架行人路**」）進行監察、興建及保養，並須於完工時允許公眾使用高架行人路。

備註：

3. 根據署長出具的一封日期為2012年12月21日及在土地註冊處以註冊摘要編號13010902660082登記的信件顯示，按批地文件就該地段對承批人施加必須履行的所有責任已在署長滿意下完成。按特別條件第(9)(d)條，黃色範圍的管有權須被視作已於2012年12月21日交還予政府。

- (c) 如非事前獲署長書面同意，承批人不得使用黃色範圍或其任何部份作存放用途或在該處搭建任何臨時構築物或作進行特別條件第(9)條第(a)分條指明的工程以外任何其他用途。

12. 欠妥維修責任

批地文件特別條件第(14)條規定：

- (b) 當康樂及文化事務署署長或政府代表任何時間要求，承批人須自費及在康樂及文化事務署署長或政府代表可能指明的時間內，按其可能指定的標準及以其可能指定的方式進行所有保養、維修、修改、重建及更正的工程及任何其他必要的工程以補救及更正任何在保養責任期內發生或明顯出現的欠妥之處、缺乏維修、沉降、瑕疵、失靈、故障或地區休憩用地或其任何部份內其他任何未完成工程。除了以上之外，承批人須自費及在康樂及文化事務署署長或政府代表可能指訂的時間內、按其可能指定的標準及以其可能指定的方式妥善修善及更正任何在承批人交付黃色範圍的管有權予政府當日可能存在的欠妥之處、缺乏維修、沉降、瑕疵、失靈、故障或地區休憩用地或其任何部份內其他任何未完成工程。

- (c) 僅就特別條件第(14)條而言，「承批人」的表述僅指訂立及簽訂批地文件的人士及不包括其受讓人。

13. 建築契諾

批地文件特別條件第(15)條規定：

承批人須發展該地段，在其上建造建築物，在一切方面符合本條件及當時在香港實施有關建築、衛生及規劃的一切法例、附例及規例。上述建築物須在2012年12月31日（下稱「**完成日期**」）或之前完成並使其適合佔用。

14. 環境美化

批地文件特別條件第(18)條規定：

- (c) 承批人須按經批准的總美化圖則自費美化該地段。未經規劃署署長的預先書面同意，不得作出任何修訂、改變、更改、修改或替換。
- (d) 承批人須在今後自費保持與保養美化工程處於安全、清潔、整潔、整齊、實用及衛生狀態，在一切方面使署長滿意。

15. 發展條件

批地文件特別條件第(19)條規定：

除本條件另有規定，在發展或重建(該詞語僅指按批地文件一般條件第6條的重建)該地段或其任何部份時：

- (a) 承批人僅能在該地段上搭建、建築、提供及保養：
- (i) 將軍澳站（於批地條件特別條件第(24)(a)條定義）；
 - (ii) 政府樓宇（於批地文件特別條件第(20)(a)條定義）；
 - (iii) 包括不多於1,150個住宅單位，總樓面面積不少於48,000平方米和不多於80,000平方米作私人住宅用途的樓宇及設施（下稱「**住宅樓宇**」）；
 - (iv) 總樓面面積不少於15,000平方米和不多於25,000平方米作商業（酒店樓宇除外）用途的樓宇及設施（下稱「**商業樓宇**」），惟最少5,000平方米須提供作寫字樓用途（下稱「**寫字樓樓宇**」）；及
 - (v) 包括不多於1,290個房間，總樓面面積不少於34,878平方米和不多於58,130平方米作酒店樓宇用途的樓宇及設施（下稱「**酒店樓宇**」）。

16. 政府樓宇

批地文件特別條件第(20)條規定：

- (a) 承批人承認：

- (i) 該地段的地下有一公共運輸交匯處（下稱「**公共運輸交匯處**」），包括

- (I) 一個設有5個巴士停車處的巴士總站，
- (II) 一個設有2個公共小巴停車處的公共小巴總站，
- (III) 一個的士停車處，
- (IV) 一個一般車輛客貨上落車位，
- (V) 預留供巴士營運商的附屬設施使用之淨作業樓面面積不少於15.5平方米的地方，
- (VI) 預留供監督服務亭使用之淨作業樓面面積不少於2平方米的地方及
- (VII) 一間閉路電視房間，及

- (ii) 一所於地下靠近公共運輸交匯處的公共廁所

（上述樓宇（包括照明裝置、通風機、額外的管道系統及道路或樓層鋪面，但不包括升降機、扶手電梯、樓梯、機械、設備及署長按本條件批准並非專門服務樓宇的其他設施，牆壁、支柱、大樑、天花、屋頂板、軌道或樓板及任何其他結構件）連同署長自行絕對酌情決定（其意見為最終的及約束承批人）專門服務樓宇的任何其他區域、設施、服務及裝置在下文統稱為「**政府樓宇**」），總樓面面積為5,407平方米。

17. 保養外飾面及牆壁結構等

批地文件特別條件第(23)條規定：

- (a) 在批地文件授予的整個租期期間，承批人須自費保養以下各項（下稱「**項目**」），在一切方面使署長滿意：

- (i) 政府樓宇的外飾面和政府樓宇的、之內、周圍、內部、之上及之下的一切牆壁結構、支柱、大樑、天花、屋頂板、路軌或樓板及其他結構件；
- (ii) 服務政府樓宇和該地段發展項目的餘下部分的一切升降機、扶手電梯及樓梯；
- (iii) 構成服務政府樓宇和該地段發展項目的餘下部分的系統之一切建築服務裝置、機械及設備（包括但不限於手提式及固定消防裝置設備）；
- (iv) 政府樓宇下面的所有結構板連同其內和其下的排水系統；及
- (v) 服務政府樓宇和該地段發展項目的餘下部分的一切其他公用部分及設施。

- (b) 承批人須對承批人未能保養項目產生或造成的一切責任、損壞、開支、索償、費用、要求、收費、訴訟及各種司法程序負責並彌償政府和財政司司長法團（於批地文件定義）。

- (c) 僅在特別條件第(23)條中，「承批人」一詞不包括財政司司長法團。

18. 將軍澳站的營運及維持

批地文件特別條件第(24)條規定：

- (a) 承批人須在批地文件授予的整個租期期間，按本條件及《香港鐵路條例》、其任何規例及任何修訂法例，自費於該地段內提供、營運及維持一個鐵路站連同輔助鐵路構築物、設施及道路，以便按署長滿意的規模及方式營運於《香港鐵路條例》第2條、其任何規例及任何修訂法例定義的地下鐵路（下稱「港鐵」）（上述車站、輔助構築物、設施及道路在下文統稱為「將軍澳站」），在一切方面使署長滿意。
- (c) 除作港鐵的一個鐵路站連同其他港鐵營運及輔助的用途及署長可自行酌情書面批准的其他用途外，將軍澳站不可用作其他用途。惟署長批准該等其他用途時可制訂任何條款與條件，包括收取其視為恰當的額外地價。
- (d) 就特別條款第(24)條而言，「承批人」一詞僅指訂立及簽訂批地文件的人士及不包括其受讓人。

19. 港鐵的保護

批地文件特別條件第(30)條規定：

- (a) 該地段或其中任何部分之上或之內的任何建築工程、基礎工程或任何其他工程不能對該地段或其中任何部分之內或穿過或附近的將軍澳站、港鐵及任何關於港鐵的構築物、設施或裝置或隧道（以下統稱「港鐵構築物及裝置」）的營運造成損壞、干擾、阻塞或危險。承批人須自費採取署長要求的措施和預防措施，確保港鐵構築物及裝置的安全和港鐵和將軍澳站的營運。
- (b) 在批地文件授予的整個租期期間，承批人須履行與遵守屋宇署署長施加的一切要求，保護港鐵構築物及裝置，使屋宇署署長滿意。

20. 公眾出入將軍澳站

批地文件特別條件第(32)條規定：

承批人須在批地文件授予的整個租期期間，准許公眾為了一切合法目的在任何時間內自由及毋須支付任何性質的費用進出、經過及再經過該地段的部分和承批人指定該地段之內、之下、經過、之上或上面的建築物、構築物及搭建物，以便進出將軍澳站。

21. 康樂設施

批地文件特別條件第(34)條規定：

- (d) 倘若設施（於批地文件定義）的任何部分按特別條件第(34)條第(c)分條規定獲豁免列入計算總樓面面積：
 - (i) 該部分的設施須指定為並構成批地文件特別條件第(46)(a)(v)條提述的公用地方之部分；及
 - (ii) 承批人（財政司司長法團除外）須自費保養該部分的設施處於妥善與充足維修及狀況並操作該部分的設施使署長滿意。

22. 休憩用地

批地文件特別條件第(35)條規定：

- (a) 承批人須在完成日期或之前，按經批准的總美化圖則自費按署長可批准的水平、標準及設計，於該地段內豎立、建造、提供及美化按署長批准的數目而總面積不少於6,000平方米的休憩用地（下稱「休憩用地」），包括於其上種植署長批准的灌木及樹木，在一切方面使署長滿意。
- (b) 承批人須在批地文件授予的整個租期期間，自費保養休憩用地處於妥善與充足維修及狀況，在一切方面使署長滿意。

23. 行人通道

批地文件特別條件第(39)條規定：

- (a) 承批人須在一切方面使署長滿意下，按署長批准的位置、方式、材料、標準、水平、方位及設計自費鋪設、塑造、提供、興建、鋪設表面於分段行人通道或徑（連同署長按其自行絕對酌情可要求的梯級、斜道、照明及電梯）作特別條件第(39)條第(b)分條指明的用途。
- (b) 特別條件第(39)條第(a)分條所述的分段行人通道或徑須採取最短可能路線並須興建上蓋及須符合以下要求下建造和設計：
 - (i) 於署長批准的指定位置及樓層連接將會建於該地段的每座建築物；及
 - (ii) 連接該地段內所有主要設施，包括將軍澳站、政府樓宇、住宅樓宇、商業樓宇、酒店樓宇、休憩用地及於其上提供的社區設施。
- (c) 承批人須在批地文件授予的整個租期期間，自費維持按特別條件第(39)條規定提供的分段行人通道或徑（連同該等梯級、斜道、照明及電梯）處於妥善與充足維修及狀況，使署長滿意。
- (d) 就特別條件第(39)條而言，「承批人」一詞不包括財政司司長法團。

24. 興建未來行人天橋的結構承托物及連接物

批地文件特別條件第(40)條規定：

- (a) 承批人須在完成日期或之前按署長可要求或批准的材料、標準、水平、方位、佈局及設計自費在該地段上搭建、提供及興建及其後保養支柱及署長可要求的其他結構承托物及連接物連同電梯、升降機、斜道、樓梯（該等設施、支柱、結構承托物及連接物及任何其更換物或代替物在下文統稱「未來行人天橋相關構築物」），在一切方面使署長滿意，以連接該地段至內部淨闊度最少8米及處於寶邑路最高水平之上的淨空高度5.1米的水平的兩條未來行人天橋（下稱「未來行人天橋」），位置大約位於批地文件夾附的圖則註明為「FB6」及「FB7」或署長可書面批准的其他位置（下稱「該等位置」）。
- (c) 當署長要求如此辦理時，承批人或當時該地段的管理人或按《建築物管理條例》（第344章）成立該地段的業主立案法團須在各方面使署長滿意下自費進行署長要求與批准一切必要的工程，以臨時關閉在該地段上已建或擬建的建築物的任何開口，使其連接未來行人天橋。臨時關閉的一切必要的保養工程屬於承批人或當時該地段的管理人或該業主立案法團的責任，承批人須進行該等工程使署長滿意。

- (e) 承批人須在批地文件授予的整個租期期間，在符合署長可施加的任何要求下，在所有時間准許公眾為了一切合法目的，有權步行及以輪椅自由及毋須支付任何性質的費用進入、通過及再通過該地段或其中任何部分或其上已建或擬建的建築物或建築物的任何部分，以便出入未來行人天橋或其臨時更換物。
- (g) 當該地段或其任何部份重建因而需拆卸未來行人天橋相關構築物或其任何部份，承批人須在署長可施加的時限內，按署長批准或要求的設計、標準、方位及佈置、材料、闊度、水平及位置，將其更換為署長批准或要求的新支柱、結構承托物及連接物連同電梯、升降機、斜道、樓梯，使署長滿意。
- (j) 就特別條件第(40)條而言，「承批人」一詞不包括財政司司長法團。

25. 興建有蓋行人天橋及園景平台

批地文件特別條件第(41)條規定：

- (a) (i) 承批人須於完成日期或之前在一切方面使署長滿意下自費：
- (I) 在批地文件夾附的圖則顯示及註明為「FB1」、「FB2」、「FB3」、「FB4」及「FB5」的大約位置，興建五座單層有蓋行人天橋（下稱「有蓋行人天橋」）連同署長要求或批准的所有承托物及連接物（包括署長自行絕對酌情認為需要供有蓋行人天橋未來任何伸延的任何承托物及連接物）。除高架行人路的承托物及連接物及在批地文件夾附的圖則顯示及註明為「FB1」的大約位置的有蓋行人天橋須於2010年6月30日或署長可書面批准的其他日期或之前完成外，有蓋行人天橋須以署長要求或批准的物料、標準、水平、方位、佈置及設計興建，包括但不限於提供及興建署長可自行酌情要求的承托物、斜道、附屬樓梯及樓梯平台、電梯、升降機及內部及外部裝置及固定附着物及照明裝置。每座有蓋行人天橋須具有內部淨闊度不少於6米及內部淨空高度最少2.6米。
- (II) 在批地文件夾附的圖則顯示及註明為「建議園景平台」的唐德街上興建、提供及美化一個高架園景平台（下稱「園景平台」），包括按署長可批准的水平、標準及設計於其上種植灌木及樹木。園景平台連同所有附屬樓梯須以署長可要求或決定的物料、標準、水平、方位、佈置、位置及設計興建，其決定為最終並對承批人約束。
- (ii) 即使特別條件第(41)條第(a)(i)(II)分條另有規定，將毗鄰唐德街於黃色範圍內興建的園景平台的附屬樓梯及其供接收高架行人路的附屬構築物的承托物及連接物須於2010年6月30日或署長可書面批准的其他日期或之前完成。
- (c) (i) 除供公眾步行或以輪椅通行用途外，有蓋行人天橋及園景平台不得作其他用途。
- (ii) 如非署長批准或要求，承批人不可使用或允許或容忍他人使用有蓋行人天橋及園景平台任何部份不論外部或內部作廣告用途或展示任何招牌、告示或海報。
- (iii) 承批人不可作出任何行為或允許或容忍他人或在或鄰近有蓋行人天橋及園景平台作出任何行為，以致或可能導致在有蓋行人天橋及園景平台之下經過的任何人士或車輛或任何毗鄰或毗連地段或樓宇的業主或佔用人受到滋擾或騷擾，又或造成不便或損害。
- (iv) 在有蓋行人天橋存在期間，承批人不論日夜均須在所有合理時間內允許任何公眾自由及毋須支付任何性質的費用步行或乘坐輪椅通越、再通越、行經及上落有蓋行人天橋及園景平台，以作所有合法用途。
- (v) 承批人須在政府要求時將有蓋行人天橋及園景平台移交政府，政府保留權力當其認為合適時收回有蓋行人天橋及園景平台全部或其任何部份的管有權而不作任何付款或賠償，惟政府並無責任收回有蓋行人天橋及園景平台或其任何部份的管有權。

- (e) 在批地文件授予的整個租期期間，在附屬樓梯及附屬構築物由承批人興建或提供的前題下，承批人須自費管理、維持及維修連接園景平台至地區休憩用地的有蓋行人天橋及其附屬樓梯及附屬構築物及園景平台及其附屬樓梯及附屬構築物，以及其任何更換物或替代物，以保持其維修充足及狀態良好，全面令署長滿意。
- (f) 當該地段或其任何部份重建而有蓋行人天橋及園景平台或其任何部份需要拆卸時，承批人須於署長訂定的時限內，令署長滿意下自費以署長批准或要求的設計、標準、方位、佈置、物料、闊度、水平及位置興建及完成新的有蓋行人天橋或園景平台或其部份，以便將其更換。
- (i) 就批地文件特別條件第(41)條而言，「承批人」一詞不包括財政司司長法團。

26. 提供行人道

批地文件特別條件第(42)條規定：

- (a) 承批人須在一切方面使署長滿意下自費在該地段內提供一條或多於一條總淨闊度不少於6米的行人道（當電梯、載客升降機、樓梯或斜道提供作一條或多於一條行人道的部份，該電梯、載客升降機、樓梯或斜道的闊度可少於6米，但署長書面批准的電梯的每個行人流動方向的闊度不得少於1米），以連接將軍澳站、政府樓宇、未來行人天橋、有蓋行人天橋、園景平台、該地段的地面及該地段外地面的公眾行人路（該行人道下稱「行人道」）。署長就何者構成地面的決定為最終的並約束承批人。
- (b) 承批人須在批地文件授予的整個租期期間，自費管理及維持行人道（連同署長可批准或要求的電梯、載客升降機、樓梯、斜道或其他構築物），以保持其維修充足及狀態良好，以令署長滿意。
- (c) 承批人須在批地文件授予的整個租期期間，保持行人道每日24小時開放予公眾步行或乘坐輪椅免費及暢通無阻地使用。
- (f) 當該地段或其任何部份重建而行人道（包括署長可批准或要求的電梯、載客升降機、樓梯、斜道或其他構築物）或其任何部份需要拆卸時，承批人須於署長訂定的時限內，令署長滿意下自費將其更換為以署長批准或要求的闊度、水平及位置的新的行人道（包括署長可批准或要求的電梯、載客升降機、樓梯、斜道或其他構築物）。
- (h) 就批地文件特別條件第(42)條而言，「承批人」一詞不包括財政司司長法團。

27. 存放停車場布局圖

批地文件特別條件第(56)條規定：

經署長批准的停車場布局圖內標示的停車位和上落貨車位不能用作批地文件特別條件第(49)、(50)和(51)條分別列明的用途以外的任何用途。承批人須按該經批准圖則保養停車位、上落貨車位、裝卸區及其他區域，包括但不限於升降機、梯台、調度區及迴旋處，及未經署長的預先書面同意不能更改該布局。除了上述經批准圖則標示的停車位外，該地段任何部份或其上的任何建築物或構築物不能作泊車用途。

28. 垃圾收集

批地文件特別條件第(57)條規定：

- (a) 承批人須自費以食物環境衛生署署長全面滿意的方式提供及維持周全的垃圾收集系統，收集現已或將會建於該地段上建築物每個樓層的垃圾，並且設置食物環境衛生署署長可批准或規定的垃圾收集車輛停泊及裝卸車位，以致食物環境衛生署署長全面滿意。
- (b) 按特別條件第(57)條第(a)分條提供的垃圾收集車輛停泊及裝卸車位除作垃圾收集車輛停泊及裝卸之用外，不得作任何用途。

29. 切割

批地文件特別條件第(59)條規定：

- (a) 如該地段或任何政府土地現時或以往曾經配合或因應該地段或其任何部份的平整、水準測量或發展事宜或本條件規定承批人執行的其他工程或作其他用途而進行切割、移土或土地後移工程，或建造或填土工程或任何類型的斜坡處理工程，不論事前是否獲署長書面同意，承批人亦須於當時或之後任何時間，按需要自費進行及建造斜坡處理工程、護土牆或其他支承結構、防護結構、排水或輔助或其他工程，以保護及支撐該地段內的土地和任何毗連或毗鄰政府土地或已批租土地，同時避免及防止其後發生滑土、山泥傾瀉或地陷。承批人須在批地文件授予的整個租期期間自費維修上述土地、斜坡處理工程、護土牆或其他支承結構、防護結構、排水或附屬或其他工程，以保持其維修充足及狀態良好，令署長滿意。
- (b) 特別條件第(59)條第(a)分條並不損害政府按本條件（尤其是批地文件特別條件第(58)條）的權利。
- (c) 無論何時，如因承批人進行平整、水準測量、發展或其他工程或因其他原因導致或引起該地段內的土地或自任何毗連或毗鄰政府土地或已批租土地發生滑土、山泥傾瀉或地陷，承批人須自費還原並修葺該處，以令署長滿意，同時賠償政府、其代理及承辦商因上述滑土、山泥傾瀉或地陷蒙受、招致或引致的所有費用、收費、損害、索求及索償。
- (d) 除享有本文訂明可就違反本條件之任何其他權利或濟助外，署長有權向承批人發出書面通知，要求承批人進行、建造及維修上述土地、斜坡處理工程、護土牆、或其他支承結構、防護結構、及排水或輔助或其他工程，又或還原並修葺任何滑土、山泥傾瀉或地陷。如承批人疏忽或未能於通知書訂明的期限內以署長滿意的方式履行通知書，署長可即時執行及進行必要工程。承批人必須在接獲通知時向政府償還有關費用，以及任何行政及專業費用與收費。

30. 地樁保養

批地文件特別條件第(61)條規定：

如果在開發或重建該地段或其中任何部分時已安裝預應力地樁，承批人須自費在預應力地樁的服務年限期間定期保養與檢查預應力地樁，使署長滿意，並在署長可不時自行絕對酌情要求時提供上述檢驗工程的報告和資料給署長。如果承批人不理會或未能進行上述要求的檢查工程，署長可立即執行與進行該檢查工程，而承批人須在要求時歸還政府因此產生的費用。

31. 對服務造成損壞

批地文件特別條件第(63)條規定：

承批人須在任何時候，特別是進行建築、保養、翻新或維修工程（下稱「工程」）期間，採取或促使他人採取一切適當及足夠的照料、技巧及預防措施，避免對該地段或其中部分或保留範圍或綠色範圍或綠色加黑點範圍或黃色範圍或其全部或其任何組合之上、上面、之下或毗鄰的任何政府或其他現有的排水渠、水路或水道、總水喉、道路、行人路、街道設施、污水渠、明渠、管道、電纜、電線、公用事業服務或任何其他工程或裝置（以下統稱「服務」）造成任何損壞、干擾或阻塞。承批人在進行上述任何工程之前必須進行或促使他人進行必要的適當勘測及了解，確定任何服務的現在位置及水平，並提交處理任何可受工程影響的服務一切方面的書面建議給署長，供他全面審批和必須在取得署長對工程及上述建議作出的書面批准後才能進行該等工程。承批人須履行署長在給予前述批准對服務的任何要求和承擔符合該等要求支出的費用，包括必要的改道、重鋪或修復的費用。承批人必須自費全面維修、彌補及修復工程對該地段或其中部分或保留範圍或綠色範圍或綠色加黑點範圍或黃色範圍或其全部或其任何組合或任何服務造成的任何損壞、干擾或阻塞（除非署長另作選擇，明渠、污水渠、雨水渠或總水喉由署長進行修復，承批人須在要求時向政府支付該等工程費用），使署長滿意。如果承批人未能對該地段或其中部分或保留範圍或綠色範圍或綠色加黑點範圍或黃色範圍或其全部或其任何組合或任何服務進行上述必要的改道、重鋪、維修、彌補及修復工程，使署長滿意，署長可進行他認為必要的上述改道、重鋪、維修、彌補或修復工程，承批人須在要求時向政府支付該等工程的費用。

32. 建造排水渠及渠道

批地文件特別條件第(64)條規定：

- (a) 承批人須自費建造及保養該地段邊界內或政府土地上署長認為必要的排水渠及渠道，並使署長滿意，以便截斷與引導落下或流至該地段的一切暴雨或雨水到最近的河道、集水井、渠道或政府雨水渠。承批人須對上述暴雨或雨水造成的任何損壞或滋擾而導致的一切訴訟、索償及要求自行負責並向政府及其官員作出彌償。
- (b) 連接任何由該地段至政府雨水渠及污水渠的排水渠及污水渠之工程（當已鋪設或委託鋪設）可由署長履行，惟因而引致的任何損失或損害署長不須向承批人負責，而承批人須於政府提出索求時繳付予政府該等連接工程之費用。另一選擇是該等連接工程可由承批人自費進行使署長滿意及在此情況時，任何建築於政府土地之連接工程部份須由承批人自費保養，並須於政府提出索求時由承批人交予政府由政府日後出資保養，而承批人須於政府提出索求時繳付予政府有關該等連接工程之技術審核費用。署長可於承批人未有保養建築於政府土地該等連接工程的任何部份時，進行其認為有需要之保養工程，而承批人須於政府提出索求時繳付予政府該等工程之費用。

33. 小販

批地文件特別條件第(69)條規定：

承批人不得允許或容忍任何小販（於批地文件定義）在該地段、有蓋行人天橋及園景平台內擺賣，如發現任何小販擺賣則須驅離該處。通往該地段、有蓋行人天橋及園景平台的所有入口附近當眼處須張貼告示，說明禁止小販在該地段、有蓋行人天橋及園景平台內擺賣。

A. Facilities that are required under the land grant to be constructed and provided for the Government, or for public use

1. Reserved Areas

Under Special Condition No.(4)(b)(i), the grantee shall lay and form those portions of future public roads within the Reserved Areas and provide and construct such pavements or other structures as the Director of Lands (“**the Director**”) may in his sole discretion require so that pedestrian traffic may be carried thereon.

(I) Provisions of the land grant

Special Condition No.(4)(a)(i) of the land grant:

There is excepted and reserved unto the Government the land and air space within the areas shown coloured pink hatched green on the plan marked “PLAN B” annexed hereto and between the ground level at 5.5 metres above the Hong Kong Principal Datum and the level at 11 metres above the Hong Kong Principal Datum (which land and airspace are hereinafter referred to as “**the Reserved Areas**”) for the purpose of public roads to be constructed by the Grantee at his own expense and in accordance with sub-clause (b) of this Special Condition.

Special Condition No.(4)(b) of the land grant:

The Grantee shall:

- (i) on or before the Completion Date (as defined in Special Condition No. (15) hereof) (or such other extended periods as may be approved by the Director) at his own expense, in such manner with such materials and to such standards, levels, alignment and design as the Director shall approve and in all respects to the satisfaction of the Director lay and form those portions of future public roads within the Reserved Areas and provide and construct such pavements or other structures as the Director in his sole discretion may require so that pedestrian traffic may be carried thereon;
- (ii) on or before the Completion date or such other extended periods as may be approved by the Director, at his own expense and to the satisfaction of the Director, surface, kerb and channel the Reserved Areas and provide the same with such gullies, sewers, drains, fire hydrants with pipes connected to water mains, street lights, traffic signs, street furniture and road markings as the Director may require; and
- (iii) maintain at his own expense the Reserved Areas together with all structures, surfaces, gullies, sewers, drains, fire hydrants, services, street lights, traffic signs, street furniture, road markings and plant constructed, installed and provided thereon or therein to the satisfaction of the Director until such time as possession of the Reserved Areas has been re-delivered to the Government in accordance with sub-clause (e) of this Special Condition.¹

(II) Provisions of the deed of mutual covenant

Clause 21 of Section E of the Deed of Mutual Covenant and Management Agreement registered in the Land Registry by Memorial No. 13012202530055 (“**the DMC**”):

Notwithstanding anything contained in this Deed, MTR (excluding its successors and assigns) shall be responsible for the maintenance and management of the Reserved Areas, the Green Area, the Green Area Structures, the Green Stippled Black Areas, the Green Stippled Black Areas Structures and the Yellow Area as respectively defined in Special Conditions (4), (5) and (9) of the Government Grant and the associated staircase of the Landscape Deck to be constructed or constructed within the said Yellow Area adjacent to Tong Tak Street (as referred to in Special Condition (41)(a)(ii) of the Government Grant) in the manner as required under the conditions of the Government Grant and shall pay the costs involved.

Remark:

1. As provided in a letter from the Director dated 21 December 2012 and registered in the Land Registry by Memorial No.13010902660082, all the positive obligations imposed on the Grantee in respect of the lot under the land grant have been complied with to the Director’s satisfaction. The possession of the Reserved Areas shall be deemed to have been re-delivered to the Government on 21 December 2012 in accordance with Special Condition No.(4)(e).

Plan showing the location of the Reserved Area as far as it is practicable to do so is appended hereto at the end of this section.

2. Green Area, Green Area Structures, Green Stippled Black Areas and Green Stippled Black Areas Structures

Under Special Condition No.(5)(a)(i), the grantee shall lay and form the Green Area and provide and construct the Green Area Structures, so that building, vehicular and pedestrian traffic may be carried on the Green Area.

Under Special Condition No.(5)(a)(iii), the grantee shall lay and form the Green Stippled Black Area and provide and construct the Green Stippled Black Areas Structures, so that building, vehicular and pedestrian traffic may be carried on the Green Stippled Black Areas.

(I) Provisions of the land grant

Special Condition No.(5)(a) of the land grant:

The Grantee shall:

- (i) within 9 calendar months from the date of this Agreement (or such other extended periods as may be approved by the Director) at his own expense, in such manner with such materials and to such standards, levels, alignment and design as the Director shall approve and in all respects to the satisfaction of the Director:

(I) lay and form that portion of future public road shown coloured green on the plan marked “PLAN B” annexed hereto (hereinafter referred to as “**the Green Area**”); and

(II) provide and construct such bridges, tunnels, over-passes, under-passes, culverts, viaducts, flyovers, pavements, roads or such other structures as the Director in his sole discretion may require (hereinafter collectively referred to as “**the Green Area Structures**”)

so that building, vehicular and pedestrian traffic may be carried on the Green Area;

- (ii) within 9 calendar months from the date of the this Agreement or such other extended periods as may be approved by the Director, at his own expense and to the satisfaction of the Director, surface, kerb and channel the Green Area and provide the same with such gullies, sewers, drains, fire hydrants with pipes connected to water mains, street lights, traffic signs, street furniture and road markings as the Director may require;

- (iii) on or before the Completion Date (as defined in Special Condition No. (15) hereof) (or such other extended periods as may be approved by the Director) at his own expense, in such manner with such materials and to such standards, levels, alignment and design as the Director shall approve and in all respects to the satisfaction of the Director:

(I) lay and form those portions of future public roads shown coloured green stippled black on the plan marked “PLAN B” annexed hereto (hereinafter referred to as “**the Green Stippled Black Areas**”); and

(II) provide and construct such bridges, tunnels, over-passes, under-passes, culverts, viaducts, flyovers, pavements, roads or such other structures as the Director in his sole discretion may require (hereinafter collectively referred to as “**the Green Stippled Black Areas Structures**”)

so that building, vehicular and pedestrian traffic may be carried on the Green Stippled Black Areas;

- (iv) on or before the Completion Date (as defined in Special Condition No. (15) hereof) or such other extended periods as may be approved by the Director, at his own expense and to the satisfaction of the Director, surface, kerb and channel the Green Stippled Black Areas and provide the same with such gullies, sewers, drains, fire hydrants with pipes connected to water mains, street lights, traffic signs, street furniture and road markings as the Director may require; and

- (v) maintain at his own expense the Green Area and the Green Stippled Black Areas together with the Green Area Structures and the Green Stippled Black Areas Structures and all structures, surfaces, gullies, sewers, drains, fire hydrants, services, street lights, traffic signs, street furniture, road markings and plant constructed, installed and provided thereon or therein to the satisfaction of the Director until such time as possession of the Green Area and the Green Stippled Black Areas has been re-delivered in accordance with Special Condition No. (6)(a) hereof.²

Special Condition No.(6) of the land grant:

- (a) The Grantee shall at all reasonable times while he is in possession of the Green Area and the Green Stippled Black Areas allow free access over and along the Green Area and the Green Stippled Black Areas for all Government and public vehicular and pedestrian traffic and shall ensure that such access shall not be obstructed by the carrying out of the works whether under Special Condition No. (5) hereof or otherwise.
- (b) The existing cul-de-sac at Tong Yin Lane shown on the plan marked “PLAN B” annexed hereto shall be maintained by the Grantee to facilitate traffic movement at Tong Yin Lane at all reasonable times and to the satisfaction of the Director until such time the works to be carried out in compliance with Special Condition Nos. (5)(a)(i) and (ii) hereof are completed in all respects to the satisfaction of the Director.

Special Condition No.(7) of the land grant:

The Grantee shall not without the prior written consent of the Director use the Green Area and the Green Stippled Black Areas for the purpose of storage or for the erection of any temporary structure or for any purposes other than the carrying out of the works specified in Special Condition Nos. (5) and (41)(a) hereof.

(II) Provisions of the deed of mutual covenant

Clause 21 of Section E of the DMC:

Notwithstanding anything contained in this Deed, MTR (excluding its successors and assigns) shall be responsible for the maintenance and management of the Reserved Areas, the Green Area, the Green Area Structures, the Green Stippled Black Areas, the Green Stippled Black Areas Structures and the Yellow Area as respectively defined in Special Conditions (4), (5) and (9) of the Government Grant and the associated staircase of the Landscape Deck to be constructed or constructed within the said Yellow Area adjacent to Tong Tak Street (as referred to in Special Condition (41)(a)(ii) of the Government Grant) in the manner as required under the conditions of the Government Grant and shall pay the costs involved.

Plan showing the location of the Green Area and the Green Stippled Black Areas as far as it is practicable to do so is appended hereto at the end of this section.

Remark:

2. As provided in a letter from the Director dated 21 December 2012 and registered in the Land Registry by Memorial No.13010902660082, all the positive obligations imposed on the Grantee in respect of the lot under the land grant have been complied with to the Director’s satisfaction. The possession of the Green Area and the Green Stippled Black Areas shall be deemed to have been re-delivered to the Government on 21 December 2012 in accordance with Special Condition No.(6)(a) (excluding the Covered Footbridges (as defined in Special Condition No.(41)(a)(i)(I)) and the Landscape Deck (as defined in Special Condition No.(41)(a)(i)(II)) constructed or to be constructed thereon).

3. Yellow Area

Under Special Condition No.(9)(a)(i), the grantee shall in all respects to the satisfaction of the Director of Leisure and Cultural Services and the Director lay, form, landscape, plant with trees and shrubs, provide and construct facilities or structures, and to surface and drain the Yellow Area as public open space.

(I) Provisions of the land grant

Special Condition No.(9) of the land grant:

- (a) The Grantee shall:
- (i) on or before the Completion Date (as defined in Special Condition No. (15) hereof), or such other extended periods as may be approved by the Director, at his own expense and in all respects to the satisfaction of the Director of Leisure and Cultural Services and the Director lay, form, landscape, plant with trees and shrubs, provide and construct facilities or structures, and to surface and drain the area shown coloured yellow on the plan marked “PLAN B” annexed hereto (hereinafter referred to as “**the Yellow Area**”) as public open space (hereinafter referred as “**the District Open Space**”) in accordance with the Technical Schedule annexed hereto (hereinafter referred to as “**the Technical Schedule**”) and the plans approved under Special Condition No. (10)(a) hereof;
- (ii) at his own expense uphold, manage, maintain, clean and repair the Yellow Area together with all structures and services provided and installed thereon or therein in good substantial repair and condition in all respects to the satisfaction of the Director until such time as possession of the Yellow Area together with all structures and services provided and installed thereon or therein shall be re-delivered to the Government in accordance with sub-clause (d) of this Special Condition; and³
- (iii) on or before the 30th day of June 2010 or such other date as may be approved by the Director in writing at the Grantee’s own expense and in all respects to the satisfaction of the Director construct the supports and connections for the Elevated Walkway (as defined in sub-clause (d) of this Special Condition).
- (d) The Grantee shall at all reasonable times while he is in possession of the Yellow Area allow free access over and along the Yellow Area for all Government vehicular and pedestrian traffic and shall ensure that such access (including such access by the Government’s officers, contractors, the Government’s Representatives (as hereinafter defined in Special Condition No. (12)(a) hereof) and any other persons authorized by him) shall not be interfered with or obstructed by the carrying out of the works whether under sub-clause (a) of this Special Condition or otherwise. The Grantee shall permit the Director, his officers, contractors and any other persons authorized by him the right of ingress, egress and regress to from and through the Yellow Area for carrying out inspection, construction and maintenance of a proposed elevated walkway within the Yellow Area (hereinafter referred to as “**the Elevated Walkway**”) and shall allow the public to use the Elevated Walkway upon completion.
- (e) The Grantee shall not without the prior written consent of the Director use the Yellow Area or any part or parts thereof for the purpose of storage or for the erection of any temporary structure or for any other purposes other than the carrying out of the works specified in sub-clause (a) of this Special Condition.

Remark:

3. As provided in a letter from the Director dated 21 December 2012 and registered in the Land Registry by Memorial No.13010902660082, all the positive obligations imposed on the Grantee in respect of the lot under the land grant have been complied with to the Director’s satisfaction. The possession of the Yellow Area shall be deemed to have been re-delivered to the Government on 21 December 2012 in accordance with Special Condition No.(9)(d).

(II) Provisions of the deed of mutual covenant

Clause 21 of Section E of the DMC:

Notwithstanding anything contained in this Deed, MTR (excluding its successors and assigns) shall be responsible for the maintenance and management of the Reserved Areas, the Green Area, the Green Area Structures, the Green Stippled Black Areas, the Green Stippled Black Areas Structures and the Yellow Area as respectively defined in Special Conditions (4), (5) and (9) of the Government Grant and the associated staircase of the Landscape Deck to be constructed or constructed within the said Yellow Area adjacent to Tong Tak Street (as referred to in Special Condition (41)(a)(ii) of the Government Grant) in the manner as required under the conditions of the Government Grant and shall pay the costs involved.

Plan showing the location of the Yellow Area as far as it is practicable to do so is appended hereto at the end of this section.

4. Government Accommodation

Under Special Condition No.(19)(a)(ii), the grantee shall erect, construct, provide and maintain upon the lot the Government Accommodation.

(I) Provisions of the land grant

Special Condition No.(19)(a)(ii) of the land grant:

Subject to these Conditions, upon development or redevelopment (which term refers solely to redevelopment contemplated in General Condition No. 6 hereof) of the lot or any part thereof:

- (a) the Grantee shall only erect, construct, provide and maintain upon the lot:
 - (ii) the Government Accommodation (as defined in Special Condition No. (20)(a) herof);

Special Condition No.(20)(a) of the land grant:

- (a) The Grantee acknowledges that there are
 - (i) one public transport interchange (hereinafter referred to as “**the Public Transport Interchange**”) on the ground level within the lot comprising
 - (I) one bus terminus with five bus bays,
 - (II) one public light bus terminus with two public light bus bays,
 - (III) one taxi bay,
 - (IV) one general loading and unloading bay,
 - (V) an area with a net operational floor area of not less than 15.5 square metres reserved for ancillary facilities for bus operators,
 - (VI) an area with a net operational floor area of not less than 2 square metres reserved for the regulators’ kiosks and
 - (VII) a closed-circuit television room, and
 - (ii) one public toilet on the ground level in close proximity to the Public Transport Interchange

(which accommodation (including lighting fixtures, ventilation plant, extract ductworks and road or floor surfaces but excluding such lifts, escalators, stairways, plant, equipment and other facilities not serving exclusively thereto as may be permitted by the Director in accordance with these Conditions, walls, columns, beams, ceilings, roof slabs, carriageway or floor slabs and any other structural elements) together with any other areas, facilities, services and installations serving exclusive thereto as the Director may in his absolute discretion determine (whose determination shall be conclusive and binding on the Grantee) are hereinafter collectively referred to as “**the Government Accommodation**”) with a total gross floor area of 5,407 square metres.

(II) Provisions of the deed of mutual covenant

Section B of the DMC:

“Government Accommodation” means collectively the public transport interchange and the public toilet erected on the Land as part of the Development together with any other areas, facilities, services and installations serving exclusive thereto referred to in Special Condition (20)(a) of the Government Grant and, the said public transport interchange and the said public toilet are shown for the purpose of identification only coloured pink and grey respectively on the plans annexed hereto.

“Items” means (i) the external finishes of the Government Accommodation and the structure of all walls, columns, beams, ceilings, roof slabs, carriageway or floor slabs and any other structural elements of, in, around, within, above and below the Government Accommodation; (ii) all lifts, stairways and escalators serving the Government Accommodation and the remainder of the Development; (iii) all building services installations, plant and equipment (including but not limited to portable and non-portable fire services installation equipment) forming part of the system serving the Government Accommodation and the remainder of the Development; (iv) all of the structural slabs under the Government Accommodation together with the drainage systems therein and thereunder; and (v) all other common parts and facilities serving the Government Accommodation and the remainder of the Development referred to in Special Condition (23)(a) of the Government Grant;

Clause 9 of Section E of the DMC:

- (a) FSI as the Owner of the Government Accommodation shall at its own expenses keep the interior of the Government Accommodation (excluding any part forming part of the Items) in good and substantial repair and condition.
- (b) FSI as the Owner of the Government Accommodation shall be responsible for the maintenance and management of the Government Accommodation (excluding the Items) only but not any other part of the Development. FSI as the Owner of the Government Accommodation shall not be liable to make any contribution towards the Management Charges calculated in accordance with Section J of this Deed.
- (c) The Owners of the Estate (save and except FSI as the Owner of the Government Accommodation) shall, acting by the Manager, be responsible for maintaining, managing and repairing the Items and shall indemnify FSI and the Government against all liabilities, damages, expenses, claims, costs, demands, charges, actions and proceedings of whatsoever nature arising out of or as a consequence of the failure to maintain the Items.

Clause 1(b) of Section I of the DMC:

Without in any way limiting the generality of the foregoing, the Manager shall have the following powers and duties, namely :-

- (xii) To maintain, manage and keep in good repair and condition the Items.
- (xxxiv) To undertake upon the request of the Owner of the Government Accommodation the maintenance of the services, facilities and installations serving exclusively the Government Accommodation whereupon the Owner of the Government Accommodation will reimburse the Manager with the costs expended in carrying out such maintenance on condition that the maintenance will not be carried out until the Manager has submitted an estimate of costs together with supporting documents and any other relevant information that the Owner of the Government Accommodation considers necessary and the Owner of the Government Accommodation has approved in writing the estimated costs and the maintenance work to be carried out by the Manager.

Clause 1 of Section J of the DMC:

The costs, charges and expenses necessarily and reasonably incurred, in respect of the management of the Estate and the performance of any duty or the exercise of any power by the Manager, shall include but shall not be limited to those next following, and shall be paid by the Owners of the Estate in the manner herein provided :-

- (n) the costs of maintaining, repairing and operating the Items;

Plan showing the location of the Government Accommodation as far as it is practicable to do so is appended hereto at the end of this section.

5. Future Footbridge Associated Structures

Under Special Condition No.(40)(a), the grantee shall erect, provide and construct within the lot with such materials and to such standards, levels, alignment, disposition and designs as may be required or approved by the Director the Future Footbridge Associated Structures linking the lot to the Future Footbridges.

(I) Provisions of the land grant

Special Condition No.(40) of the land grant:

- (a) The Grantee shall on or before the Completion Date at his own expense and in all respects to the satisfaction of the Director erect, provide and construct within the lot with such materials and to such standards, levels, alignment, disposition and designs as may be required or approved by the Director and thereafter maintain the columns and such other structural supports and connections together with such escalators, lifts, ramps, stairways as may be required by the Director (which facilities, columns, structural supports and connections and any replacement or substitution thereof are hereinafter collectively referred to as “**the Future Footbridge Associated Structures**”) linking the lot to the two future footbridges (hereinafter referred to as “**the Future Footbridges**”) with a minimum internal clear width of 8 metres and at a level with a clear headroom of 5.1 metres above the highest level of Po Yap Road which may be located at the approximate positions indicated on the plan marked “PLAN B” annexed hereto and marked “FB6” and “FB7” or at such other location or locations as may be approved in writing by the Director (hereinafter referred to as “**the Locations**”).
- (c) When called upon to do so by the Director, the Grantee or the manager for the time being of the lot or the Owners’ Corporation incorporated pursuant to the Building Management Ordinance (Cap. 344) in respect of the lot shall at his or its own expense and in all respects to the satisfaction of the Director execute all necessary works as shall be required and approved by the Director for the temporary closure of any opening in the building or buildings erected or to be erected on the lot so as to enable the Future Footbridges to be connected thereto. All necessary maintenance works for the temporary closure shall be the responsibility of the Grantee or the manager for the time being of the lot or the said Owners’ Corporation and shall be carried out to the satisfaction of the Director.
- (e) The Grantee shall throughout the term hereby agreed to be granted at all times and in compliance with any requirements which the Director may impose permit the public for all lawful purposes freely and without payment of any nature whatsoever on foot or by wheelchair the right of ingress, egress and regress to and from the lot or any part thereof of the building or buildings erected or to be erected thereon as are necessary for the purpose of gaining access to and from and the Future Footbridges or any temporary replacement thereof.
- (g) In the event of redevelopment of the lot or any part thereof whereby the Future Footbridge Associated Structures or any part thereof are required to be demolished, the Grantee shall within such time limit as may be imposed by the Director, at his own expense and to the satisfaction of the Director, replace the same by such new columns, structural supports and connections together with such escalators, lifts, ramps, stairways of such design, standard, alignment and disposition, with such materials, in such width and at such levels and locations as the Director shall approve or require.
- (j) For the purpose of this Special Condition, the expression “Grantee” shall exclude F.S.I.

(II) Provisions of the deed of mutual covenant

Section B of the DMC:

“Commercial Development” means those parts of the Development constructed in accordance with Approved Plans for commercial and retail use (excluding the Office Accommodation) including, but not limited to, the spaces for parking of motor vehicles and motor cycles belonging to the occupiers and their bona-fide guests, visitors or invitees of the Commercial Development, the loading and unloading spaces designated for use by the Commercial Development, the associated driveway and circulation areas, the Future Footbridge Associated Structures (whether within or outside the boundaries of the Land), the Pedestrian Walkway, the external walls thereof and the external surface of the parapet wall of the podium but excluding those parts forming parts of the Station Complex, the Residential Development, the Hotel Accommodation, the Office Accommodation, the Estate Common Areas or the Residential Development Common Areas;

“Future Footbridge Associated Structures” means the facilities, columns, structural supports and connections, escalators, lifts, ramps and stairways referred to as Future Footbridge Associated Structures under Special Condition (40)(a) of the Government Grant;

Clause 2(b) of Part II of Second Schedule to the DMC:

The rights for the Manager with or without surveyors workmen and others to carry out all necessary works required by the Director for the temporary closure of any opening in the building or buildings erected on the Land so as to enable the connection of footbridges to the buildings or the Future Footbridge Associated Structures pursuant to the provisions of Special Condition (40) of the Government Grant. The Manager in pursuance of any such works shall notify the Owners in writing as to the areas or parts of the Land and the Development which the Owners may not use while such works are being carried out and the Owners shall comply with the requirements of such notification provided that the ingress to or egress from the Government Accommodation shall not be interrupted and the proper use and enjoyment of the Government Accommodation shall not be affected.

Plan showing the location of the Future Footbridge Associated Structures as far as it is practicable to do so is appended hereto at the end of this section.

6. Covered Footbridges and Landscape Deck

Under Special Condition No.(41)(a)(i), the Grantee shall on or before the Completion Date at his own expense and in all respects to the satisfaction of the Director (I) construct the Covered Footbridges together with all supports and connections as shall be required or approved by the Director and (II) construct, provide and landscape the Landscape Deck and including the planting of such shrubs and trees thereon to such level, standard and design as may be approved by the Director.

(I) Provisions of the land grant

Special Condition No.(41) of the land grant:

- (a) (i) The Grantee shall on or before the Completion Date at his own expense and in all respects to the satisfaction of the Director:
 - (I) construct five single storey covered footbridges (hereinafter referred to as “**the Covered Footbridges**”) together with all supports and connections (including any supports and connections which the Director in his absolute discretion considers necessary for any future extension to the Covered Footbridges) as shall be required or approved by the Director, at the approximate positions shown and marked “FB1”, “FB2”, “FB3”, “FB4” and “FB5” on the plan marked “PLAN B” annexed hereto. The Covered Footbridges shall be constructed with such materials and to such standards, levels, alignment, disposition and designs as shall be required and approved by the Director including but not limited to the provision and construction of such supports, ramps, associated staircases and landings, escalators, lifts and such internal and external fittings and fixtures and such lighting fittings as the Director in his sole discretion may require save and except that the supports and connections for the Elevated Walkway and the covered footbridge at the approximate position shown and marked “FB1” on the plan marked “PLAN B” annexed hereto shall be completed on or before the 30th day of June 2010 or such other date as may be approved by the Director in writing. Each of the Covered Footbridges shall have a clear internal width of not less than 6 metres and a minimum clear internal headroom of 2.6 metres.

- (II) construct, provide and landscape an elevated landscape deck over Tong Tak Street as shown and marked “Prop. Landscape Deck” on the plan marked “PLAN B” annexed hereto (hereinafter referred to as “**the Landscape Deck**”) and including the planting of such shrubs and trees thereon to such level, standard and design as may be approved by the Director. The Landscape Deck together with all associated staircases shall be constructed with such materials and to such standards, levels, alignment, disposition, locations and design as may be required or determined by the Director whose determination shall be final and binding on the Grantee.
- (ii) Notwithstanding sub-clause (a)(i)(II) hereof, the associated staircase of the Landscape Deck to be constructed within the Yellow Area adjacent to Tong Tak Street and its supports and connections for receiving the associated structures of the Elevated Walkway shall be completed on or before the 30th day of June 2010 or such other date as may be approved by the Director in writing.
- (c) (i) The Covered Footbridges and the Landscape Deck shall not be used for any purpose other than for the passage of all members of the public on foot or by wheelchair.
- (ii) The Grantee shall not use or permit or suffer to be used any part of the Covered Footbridges and the Landscape Deck either externally or internally for advertising or for the display of any signs, notices or posters whatsoever unless otherwise approved or required by the Director.
- (iii) The Grantee shall not do or permit or suffer to be done within or in the vicinity of the Covered Footbridges and the Landscape Deck anything that may be or become a nuisance or annoyance or that may cause inconvenience or damage to any person or vehicle passing under the Covered Footbridges and the Landscape Deck or to any owner or occupier of any adjacent or neighbouring lot or lots or premises.
- (iv) The Grantee shall at all reasonable times during the day or night throughout the period during which the Covered Footbridges and the Landscape Deck are in existence permit all members of the public for all lawful purposes freely and without payment of any nature whatsoever to pass and repass on foot or by wheelchair along, to, from and through the Covered Footbridges and the Landscape Deck.
- (v) The Covered Footbridges and the Landscape Deck shall be re-delivered to the Government on demand and the Government reserves the right to take possession of the whole or any part or parts of the Covered Footbridges and the Landscape Deck as and when it sees fit without any payment or compensation to the Grantee provided always that the Government shall be under no obligation to take possession of the Covered Footbridges and the Landscape Deck or any part or parts thereof.
- (e) Throughout the whole of the term hereby agreed to be granted, the Grantee shall at his own expense manage, maintain and repair the Covered Footbridges and its associated staircases and associated structures and the Landscape Deck and its associated staircases and associated structures connecting the Landscape Deck to the District Open Space provided that the associated staircases and associated structures are constructed or provided by the Grantee and any replacement or substitution thereof are in good and substantial repair and condition in all respects to the satisfaction of the Director.
- (f) In the event of any redevelopment of the lot or any part thereof whereby the Covered Footbridges and the Landscape Deck or any part thereof is required to be demolished, the Grantee shall, within such time limit as shall be laid down by the Director, at his own expense and to the satisfaction of the Director, replace the same by the construction and completion of such new covered footbridges or elevated landscape deck or a part or parts thereof with such design, standard, alignment, disposition, materials and at such width, levels and positions as the Director shall approve or require.
- (i) For the purpose of this Special Condition, the expression “Grantee” shall exclude F.S.I.

(II) Provisions of the deed of mutual covenant

Section B of the DMC:

“Covered Footbridges” means the covered footbridges together with all supports and connections constructed in accordance with Special Condition (41)(a)(i)(I) of the Government Grant;

“Landscape Deck” means the elevated landscape deck together with all associated staircases constructed in accordance with Special Condition (41)(a)(i)(II) of the Government Grant;

Clause 20 of Section E of the DMC:

The Owner of the Commercial Development shall be responsible for the repair, maintenance and management of the Covered Footbridges and the Landscape Deck pursuant to Special Condition (41)(e) of the Government Grant and shall pay the costs involved.

Clause 21 of Section E of the DMC:

Notwithstanding anything contained in this Deed, MTR (excluding its successors and assigns) shall be responsible for the maintenance and management of the Reserved Areas, the Green Area, the Green Area Structures, the Green Stippled Black Areas, the Green Stippled Black Areas Structures and the Yellow Area as respectively defined in Special Conditions (4), (5) and (9) of the Government Grant and the associated staircase of the Landscape Deck to be constructed or constructed within the said Yellow Area adjacent to Tong Tak Street (as referred to in Special Condition (41)(a)(ii) of the Government Grant) in the manner as required under the conditions of the Government Grant and shall pay the costs involved.

Plan showing the location of the Covered Footbridges and the Landscape Deck as far as it is practicable to do so is appended hereto at the end of this section.

7. Pedestrian Walkway

Under Special Condition No.(42), the grantee shall at his own expense and in all respects to the satisfaction of the Director provide the pedestrian Walkway within the lot.

(I) Provisions of the land grant

Special Condition No.(42) of the land grant:

- (a) The Grantee shall at his own expense and in all respects to the satisfaction of the Director provide a pedestrian walkway or walkways within the lot with a total clear width of not less than 6 metres (in the event of escalators or passenger lifts or staircases or ramps being provided as part or parts of the pedestrian walkway or walkways, the width of such escalators, passenger lifts, staircases or ramps may be less than 6 metres but the width for each pedestrian flow direction of the escalators as shall be approved in writing by the Director shall not be less than 1 metre) so as to link up the Tseung Kwan O Station, the Government Accommodation, the Future Footbridges, the Covered Footbridges, the Landscape Deck, the ground level of the lot and the public pavement at the ground level outside the lot (which pedestrian walkway is hereinafter referred to as “**the Pedestrian Walkway**”). The decision of the Director as to what constitutes the ground level shall be final and binding upon the Grantee.
- (b) The Grantee shall throughout the whole term hereby agreed to be granted manage and maintain at his own expense the Pedestrian Walkway (together with such escalators, passenger lifts, staircases, ramps or such other structures as may be approved or required by the Director) in good and substantial condition and repair to the satisfaction of the Director.
- (c) The Grantee shall throughout the whole term hereby agreed to be granted keep the Pedestrian Walkway open for the use by the public on foot or by wheelchair 24 hours a day free of charge without any interruption.

(f) In the event of redevelopment of the lot or any part thereof whereby the Pedestrian Walkway (including such escalators, passenger lifts, staircases, ramps or such other structures as may be approved or required by the Director) or any part thereof is required to be demolished, the Grantee shall within such time limit as shall be laid down by the Director, at his own expense and to the satisfaction of the Director, replace the same by such new pedestrian walkway (including such escalators, passenger lifts, staircases, ramps or such other structures as may be approved or required by the Director) at such width, levels and positions as the Director shall approve or require.

(h) For the purpose of this Special Condition, the expression “Grantee” shall exclude F.S.I.

(II) Provisions of the deed of mutual covenant

Section B of the DMC:

“Commercial Development” means those parts of the Development constructed in accordance with Approved Plans for commercial and retail use (excluding the Office Accommodation) including, but not limited to, the spaces for parking of motor vehicles and motor cycles belonging to the occupiers and their bona-fide guests, visitors or invitees of the Commercial Development, the loading and unloading spaces designated for use by the Commercial Development, the associated driveway and circulation areas, the Future Footbridge Associated Structures (whether within or outside the boundaries of the Land), the Pedestrian Walkway, the external walls thereof and the external surface of the parapet wall of the podium but excluding those parts forming parts of the Station Complex, the Residential Development, the Hotel Accommodation, the Office Accommodation, the Estate Common Areas or the Residential Development Common Areas;

“Pedestrian Walkway” means the pedestrian walkway or walkways constructed and provided in accordance with Special Condition (42) of the Government Grant;

Clause 6(c) of Part I of Second Schedule to the DMC:

The right for the Owners of the Commercial Development, subject to the approval of the Director, to change or alter the alignment or location of the Pedestrian Walkway within the Commercial Development as provided in accordance with Special Condition (42) of the Government Grant.

Plan showing the location of the Pedestrian Walkway as far as it is practicable to do so is appended hereto at the end of this section.

B. Facilities that are required under the land grant to be managed, operated or maintained for public use at the expense of the owners of the residential properties in the Phase

1. Reserved Areas

Under Special Condition No. (4)(b)(iii), the grantee shall maintain at his own expense the Reserved Area until such time as possession of the Reserved Areas has been re-delivered to the Government in accordance with sub-clause (e) of Special Condition No.(4).

(I) Provisions of the land grant

Special Condition No.(4)(b)(iii) of the land grant:

The Grantee shall:

(iii) maintain at his own expense the Reserved Areas together with all structures, surfaces, gullies, sewers, drains, fire hydrants, services, street lights, traffic signs, street furniture, road markings and plant constructed, installed and provided thereon or therein to the satisfaction of the Director until such time as possession of the Reserved Areas has been re-delivered to the Government in accordance with sub-clause (e) of this Special Condition.⁴

Remark:

4. As provided in a letter from the Director dated 21 December 2012 and registered in the Land Registry by Memorial No.13010902660082, all the positive obligations imposed on the Grantee in respect of the lot under the land grant have been complied with to the Director’s satisfaction. The possession of the Reserved Areas shall be deemed to have been re-delivered to the Government on 21 December 2012 in accordance with Special Condition No.(4)(e).

(II) Provisions of the deed of mutual covenant

Clause 21 of Section E of the DMC:

Notwithstanding anything contained in this Deed, MTR (excluding its successors and assigns) shall be responsible for the maintenance and management of the Reserved Areas, the Green Area, the Green Area Structures, the Green Stippled Black Areas, the Green Stippled Black Areas Structures and the Yellow Area as respectively defined in Special Conditions (4), (5) and (9) of the Government Grant and the associated staircase of the Landscape Deck to be constructed or constructed within the said Yellow Area adjacent to Tong Tak Street (as referred to in Special Condition (41)(a)(ii) of the Government Grant) in the manner as required under the conditions of the Government Grant and shall pay the costs involved.

Plan showing the location of the Reserved Area as far as it is practicable to do so is appended hereto at the end of this section.

2. Green Area, Green Area Structures, Green Stippled Black Areas and Green Stippled Black Areas Structures

Under Special Condition No.(5)(a)(v), the grantee shall maintain at his own expense the Green Area and the Green Stippled Black Areas together with the Green Area Structures and the Green Stippled Black Areas Structures until such time as possession of the Green Area and the Green Stippled Black Areas has been re-delivered in accordance with Special Condition No. (6)(a).

(I) Provisions of the land grant

Special Condition No.(5)(a)(v) of the land grant:

The Grantee shall:

(v) maintain at his own expense the Green Area and the Green Stippled Black Areas together with the Green Area Structures and the Green Stippled Black Areas Structures and all structures, surfaces, gullies, sewers, drains, fire hydrants, services, street lights, traffic signs, street furniture, road markings and plant constructed, installed and provided thereon or therein to the satisfaction of the Director until such time as possession of the Green Area and the Green Stippled Black Areas has been re-delivered in accordance with Special Condition No. (6)(a) hereof.⁵

Special Condition No.(6)(b) of the land grant:

The existing cul-de-sac at Tong Yin Lane shown on the plan marked “PLAN B” annexed hereto shall be maintained by the Grantee to facilitate traffic movement at Tong Yin Lane at all reasonable times and to the satisfaction of the Director until such time the works to be carried out in compliance with Special Condition Nos. (5)(a)(i) and (ii) hereof are completed in all respects to the satisfaction of the Director.

(II) Provisions of the deed of mutual covenant

Clause 21 of Section E of the DMC:

Notwithstanding anything contained in this Deed, MTR (excluding its successors and assigns) shall be responsible for the maintenance and management of the Reserved Areas, the Green Area, the Green Area Structures, the Green Stippled Black Areas, the Green Stippled Black Areas Structures and the Yellow Area as respectively defined in Special Conditions (4), (5) and (9) of the Government Grant and the associated staircase of the Landscape Deck to be constructed or constructed within the said Yellow Area adjacent to Tong Tak Street (as referred to in Special Condition (41)(a)(ii) of the Government Grant) in the manner as required under the conditions of the Government Grant and shall pay the costs involved.

Plan showing the location of the Green Area and the Green Stippled Black Areas as far as it is practicable to do so is appended hereto at the end of this section.

Remark:

5. As provided in a letter from the Director dated 21 December 2012 and registered in the Land Registry by Memorial No.13010902660082, all the positive obligations imposed on the Grantee in respect of the lot under the land grant have been complied with to the Director’s satisfaction. The possession of the Green Area and the Green Stippled Black Areas shall be deemed to have been re-delivered to the Government on 21 December 2012 in accordance with Special Condition No.(6)(a) (excluding the Covered Footbridges (as defined in Special Condition No.(41)(a)(i)(I)) and the Landscape Deck (as defined in Special Condition No.(41)(a)(i)(II)) constructed or to be constructed thereon).

3. Yellow Area

Under Special Condition No.(9)(a)(ii), the grantee shall at his own expense uphold, manage and maintain, clean and repair the Yellow Area until such time as possession of the Yellow Area together with all structures and services provided and installed thereon or therein shall be re-delivered to the Government in accordance with Special Condition No.(9)(d).

(I) Provisions of the land grant

Special Condition No.(9)(a)(ii) of the land grant:

(a) The Grantee shall:

- (ii) at his own expense uphold, manage, maintain, clean and repair the Yellow Area together with all structures and services provided and installed thereon or therein in good substantial repair and condition in all respects to the satisfaction of the Director until such time as possession of the Yellow Area together with all structures and services provided and installed thereon or therein shall be re-delivered to the Government in accordance with sub-clause (d) of this Special Condition.⁶

(II) Provisions of the deed of mutual covenant

Clause 21 of Section E of the DMC:

Notwithstanding anything contained in this Deed, MTR (excluding its successors and assigns) shall be responsible for the maintenance and management of the Reserved Areas, the Green Area, the Green Area Structures, the Green Stippled Black Areas, the Green Stippled Black Areas Structures and the Yellow Area as respectively defined in Special Conditions (4), (5) and (9) of the Government Grant and the associated staircase of the Landscape Deck to be constructed or constructed within the said Yellow Area adjacent to Tong Tak Street (as referred to in Special Condition (41)(a)(ii) of the Government Grant) in the manner as required under the conditions of the Government Grant and shall pay the costs involved.

Plan showing the location of the Yellow Area as far as it is practicable to do so is appended hereto at the end of this section.

4. Future Footbridge Associated Structures

Under Special Condition No.(40)(a), the Grantee shall maintain the Future Footbridge Associated Structures after the erection, provision and construction thereof.

(I) Provisions of the land grant

Special Condition No.(40)(a) and (c) of the land grant:

- (a) The Grantee shall on or before the Completion Date at his own expense and in all respects to the satisfaction of the Director erect, provide and construct within the lot with such materials and to such standards, levels, alignment, disposition and designs as may be required or approved by the Director and thereafter maintain the columns and such other structural supports and connections together with such escalators, lifts, ramps, stairways as may be required by the Director (which facilities, columns, structural supports and connections and any replacement or substitution thereof are hereinafter collectively referred to as “the Future Footbridge Associated Structures”) linking the lot to the two future footbridges (hereinafter referred to as “the Future Footbridges”) with a minimum internal clear width of 8 metres and at a level with a clear headroom of 5.1 metres above the highest level of Po Yap Road which may be located at the approximate positions indicated on the plan marked “PLAN B” annexed hereto and marked “FB6” and “FB7” or at such other location or locations as may be approved in writing by the Director (hereinafter referred to as “the Locations”).

Remark:

6. As provided in a letter from the Director dated 21 December 2012 and registered in the Land Registry by Memorial No.13010902660082, all the positive obligations imposed on the Grantee in respect of the lot under the land grant have been complied with to the Director’s satisfaction. The possession of the Yellow Area shall be deemed to have been re-delivered to the Government on 21 December 2012 in accordance with Special Condition No.(9)(d).

- (c) When called upon to do so by the Director, the Grantee or the manager for the time being of the lot or the Owners’ Corporation incorporated pursuant to the Building Management Ordinance (Cap. 344) in respect of the lot shall at his or its own expense and in all respects to the satisfaction of the Director execute all necessary works as shall be required and approved by the Director for the temporary closure of any opening in the building or buildings erected or to be erected on the lot so as to enable the Future Footbridges to be connected thereto. All necessary maintenance works for the temporary closure shall be the responsibility of the Grantee or the manager for the time being of the lot or the said Owners’ Corporation and shall be carried out to the satisfaction of the Director.

- (j) For the purpose of this Special Condition, the expression “Grantee” shall exclude F.S.I.

(II) Provisions of the deed of mutual covenant

Section B of the DMC:

“Commercial Development” means those parts of the Development constructed in accordance with Approved Plans for commercial and retail use (excluding the Office Accommodation) including, but not limited to, the spaces for parking of motor vehicles and motor cycles belonging to the occupiers and their bona-fide guests, visitors or invitees of the Commercial Development, the loading and unloading spaces designated for use by the Commercial Development, the associated driveway and circulation areas, the Future Footbridge Associated Structures (whether within or outside the boundaries of the Land), the Pedestrian Walkway, the external walls thereof and the external surface of the parapet wall of the podium but excluding those parts forming parts of the Station Complex, the Residential Development, the Hotel Accommodation, the Office Accommodation, the Estate Common Areas or the Residential Development Common Areas;

“Future Footbridge Associated Structures” means the facilities, columns, structural supports and connections, escalators, lifts, ramps and stairways referred to as Future Footbridge Associated Structures under Special Condition (40)(a) of the Government Grant;

Clause 2(b) of Part II of Second Schedule to the DMC:

The rights for the Manager with or without surveyors workmen and others to carry out all necessary works required by the Director for the temporary closure of any opening in the building or buildings erected on the Land so as to enable the connection of footbridges to the buildings or the Future Footbridge Associated Structures pursuant to the provisions of Special Condition (40) of the Government Grant. The Manager in pursuance of any such works shall notify the Owners in writing as to the areas or parts of the Land and the Development which the Owners may not use while such works are being carried out and the Owners shall comply with the requirements of such notification provided that the ingress to or egress from the Government Accommodation shall not be interrupted and the proper use and enjoyment of the Government Accommodation shall not be affected.

Plan showing the location of the Future Footbridge Associated Structures as far as it is practicable to do so is appended hereto at the end of this section.

5. Covered Footbridges and Landscape Deck

Under Special Condition No.(41)(e), the grantee shall manage, maintain and repair the Covered Footbridges and the Landscape Deck in good and substantial repair and condition in all respects to the satisfaction of the Director.

(I) Provisions of the land grant

Special Condition No.(41) of the land grant:

- (e) Throughout the whole of the term hereby agreed to be granted, the Grantee shall at his own expense manage, maintain and repair the Covered Footbridges and its associated staircases and associated structures and the Landscape Deck and its associated staircases and associated structures connecting the Landscape Deck to the District Open Space provided that the associated staircases and associated structures are constructed or provided by the Grantee and any replacement or substitution thereof are in good and substantial repair and condition in all respects to the satisfaction of the Director.

- (i) For the purpose of this Special Condition, the expression “Grantee” shall exclude F.S.I.

(II) Provisions of the deed of mutual covenant

Section B of the DMC:

“Covered Footbridges” means the covered footbridges together with all supports and connections constructed in accordance with Special Condition (41)(a)(i)(I) of the Government Grant;

“Landscape Deck” means the elevated landscape deck together with all associated staircases constructed in accordance with Special Condition (41)(a)(i)(II) of the Government Grant;

Clause 20 of Section E of the DMC:

The Owner of the Commercial Development shall be responsible for the repair, maintenance and management of the Covered Footbridges and the Landscape Deck pursuant to Special Condition (41)(e) of the Government Grant and shall pay the costs involved.

Clause 21 of Section E of the DMC:

Notwithstanding anything contained in this Deed, MTR (excluding its successors and assigns) shall be responsible for the maintenance and management of the Reserved Areas, the Green Area, the Green Area Structures, the Green Stippled Black Areas, the Green Stippled Black Areas Structures and the Yellow Area as respectively defined in Special Conditions (4), (5) and (9) of the Government Grant and the associated staircase of the Landscape Deck to be constructed or constructed within the said Yellow Area adjacent to Tong Tak Street (as referred to in Special Condition (41)(a)(ii) of the Government Grant) in the manner as required under the conditions of the Government Grant and shall pay the costs involved.

Plan showing the location of the Covered Footbridges and the Landscape Deck as far as it is practicable to do so is appended hereto at the end of this section.

6. Pedestrian Walkway

Under Special Condition No.(42)(b), the grantee shall manage and maintain the Pedestrian Walkway in good and substantial condition and repair to the satisfaction of the Director.

(I) Provisions of the land grant

Special Condition No.(42) of the land grant:

(b) The Grantee shall throughout the whole term hereby agreed to be granted manage and maintain at his own expense the Pedestrian Walkway (together with such escalators, passenger lifts, staircases, ramps or such other structures as may be approved or required by the Director) in good and substantial condition and repair to the satisfaction of the Director.

(h) For the purpose of this Special Condition, the expression “Grantee” shall exclude F.S.I.

(II) Provisions of the deed of mutual covenant

Section B of the DMC:

“Commercial Development” means those parts of the Development constructed in accordance with Approved Plans for commercial and retail use (excluding the Office Accommodation) including, but not limited to, the spaces for parking of motor vehicles and motor cycles belonging to the occupiers and their bona-fide guests, visitors or invitees of the Commercial Development, the loading and unloading spaces designated for use by the Commercial Development, the associated driveway and circulation areas, the Future Footbridge Associated Structures (whether within or outside the boundaries of the Land), the Pedestrian Walkway, the external walls thereof and the external surface of the parapet wall of the podium but excluding those parts forming parts of the Station Complex, the Residential Development, the Hotel Accommodation, the Office Accommodation, the Estate Common Areas or the Residential Development Common Areas;

“Pedestrian Walkway” means the pedestrian walkway or walkways constructed and provided in accordance with Special Condition (42) of the Government Grant;

Clause 6(c) of Part I of Second Schedule to the DMC:

The right for the Owners of the Commercial Development, subject to the approval of the Director, to change or alter the alignment or location of the Pedestrian Walkway within the Commercial Development as provided in accordance with Special Condition (42) of the Government Grant.

Plan showing the location of the Pedestrian Walkway as far as it is practicable to do so is appended hereto at the end of this section.

In relation to any of those facilities and open spaces mentioned in paragraph B above, the facilities and open spaces are required to be managed, operated or maintained at the expense of the owners of the residential properties in the Phase, and those owners are required to meet a proportion of the expense of managing, operating or maintaining the facilities and open spaces through the management expenses apportioned to the residential properties concerned.

C. Open space that is required under the land grant to be managed, operated or maintained for public use at the expense of the owners of the residential properties in the Phase

The size of open space that is required under the land grant to be managed, operated or maintained for public use at the expense of the owners of the residential properties in the Phase is 6,000 sq.m.⁷

(I) Provisions of the land grant

Special Condition No.(9) of the land grant:

(a) The Grantee shall:

(i) on or before the Completion Date (as defined in Special Condition No. (15) hereof), or such other extended periods as may be approved by the Director, at his own expense and in all respects to the satisfaction of the Director of Leisure and Cultural Services and the Director lay, form, landscape, plant with trees and shrubs, provide and construct facilities or structures, and to surface and drain the area shown coloured yellow on the plan marked “PLAN B” annexed hereto (hereinafter referred to as “**the Yellow Area**”) as public open space (hereinafter referred as “**the District Open Space**”) in accordance with the Technical Schedule annexed hereto (hereinafter referred to as “**the Technical Schedule**”) and the plans approved under Special Condition No. (10)(a) hereof;

(ii) at his own expense uphold, manage, maintain, clean and repair the Yellow Area together with all structures and services provided and installed thereon or therein in good substantial repair and condition in all respects to the satisfaction of the Director until such time as possession of the Yellow Area together with all structures and services provided and installed thereon or therein shall be re-delivered to the Government in accordance with sub-clause (d) of this Special Condition; and⁷

Remark:

7. As provided in a letter from the Director dated 21 December 2012 and registered in the Land Registry by Memorial No.13010902660082, all the positive obligations imposed on the Grantee in respect of the lot under the land grant have been complied with to the Director’s satisfaction. The possession of the Yellow Area shall be deemed to have been re-delivered to the Government on 21 December 2012 in accordance with Special Condition No.(9)(d).

- (iii) on or before the 30th day of June 2010 or such other date as may be approved by the Director in writing at the Grantee's own expense and in all respects to the satisfaction of the Director construct the supports and connections for the Elevated Walkway (as defined in sub-clause (d) of this Special Condition).
- (d) The Grantee shall at all reasonable times while he is in possession of the Yellow Area allow free access over and along the Yellow Area for all Government vehicular and pedestrian traffic and shall ensure that such access (including such access by the Government's officers, contractors, the Government's Representatives (as hereinafter defined in Special Condition No. (12)(a) hereof) and any other persons authorized by him) shall not be interfered with or obstructed by the carrying out of the works whether under sub-clause (a) of this Special Condition or otherwise. The Grantee shall permit the Director, his officers, contractors and any other persons authorized by him the right of ingress, egress and regress to from and through the Yellow Area for carrying out inspection, construction and maintenance of a proposed elevated walkway within the Yellow Area (hereinafter referred to as "**the Elevated Walkway**") and shall allow the public to use the Elevated Walkway upon completion.
- (e) The Grantee shall not without the prior written consent of the Director use the Yellow Area or any part or parts thereof for the purpose of storage or for the erection of any temporary structure or for any other purposes other than the carrying out of the works specified in sub-clause (a) of this Special Condition.

(II) Provisions of the deed of mutual covenant

Clause 21 of Section E of the DMC:

Notwithstanding anything contained in this Deed, MTR (excluding its successors and assigns) shall be responsible for the maintenance and management of the Reserved Areas, the Green Area, the Green Area Structures, the Green Stippled Black Areas, the Green Stippled Black Areas Structures and the Yellow Area as respectively defined in Special Conditions (4), (5) and (9) of the Government Grant and the associated staircase of the Landscape Deck to be constructed or constructed within the said Yellow Area adjacent to Tong Tak Street (as referred to in Special Condition (41)(a)(ii) of the Government Grant) in the manner as required under the conditions of the Government Grant and shall pay the costs involved.

Plan showing the location of the Yellow Area as far as it is practicable to do so is appended hereto at the end of this section.

In relation to the open space mentioned in paragraph C above, the open space is required to be managed, operated or maintained at the expense of the owners of the residential properties in the Phase, and those owners are required to meet a proportion of the expense of managing, operating or maintaining the open space through the management expenses apportioned to the residential properties concerned.

D. Any part of the land (on which the Phase is situated) that is dedicated to the public for the purposes of regulation 22(1) of the Building (Planning) Regulations (Cap.123 sub. leg. F)

Not applicable.

In relation to any of those facilities and open spaces, and those parts of the land, mentioned in paragraphs A, B, C and D above that are for public use, the general public has the right to use the facilities or open spaces, or the parts of the land, in accordance with the land grant.

A. 根據批地文件規定須興建並提供予政府或供公眾使用的任何設施

1. 保留範圍

批地文件特別條件第(4)(b)(i)條規定，承批人須鋪設及塑造在保留範圍內的未來公眾道路之該等部份，並提供及興建地政總署署長（「署長」）可自行酌情要求的行人路或其他構築物，使行人交通可在其上進行。

(I) 批地文件的條文

批地文件特別條件第(4)(a)(i)條：

為政府豁除和保留在附於本文的「圖則B」上用粉紅色綠斜線顯示及於香港主水平基準以上5.5米的地面水平及香港主水平基準以上11米的水平之間的範圍內的土地及大氣空間（該土地及大氣空間下稱「保留範圍」），作為承批人將自費按本特別條件第(b)分條興建的公眾道路。

批地文件特別條件第(4)(b)條：

承批人須：

- (i) 於完成日期（於本文特別條件第(15)條定義）或之前（或署長可批准的其他延期）按署長批准的方式、材料、標準、水平、方位及設計，在各方面均令署長滿意下自費鋪設及塑造在保留範圍內的未來公眾道路之該等部份，並提供及興建署長可自行酌情要求的行人路或其他構築物，使行人交通可在其上進行。
- (ii) 於完成日期或之前或署長可批准的其他延期，自費對保留範圍平整、鋪設路邊石及渠道，並提供署長可要求的明渠、污水渠、排水渠、消防栓連同連接至總水喉的水管、街道照明、交通標誌、街道設施及道路標識，令署長滿意；及
- (iii) 自費保養保留範圍連同在其上或其內建築、安裝及提供的一切構築物、平整、明渠、污水渠、排水渠、消防栓、服務、街道照明、交通標誌、街道設施、道路標識及植物，直至按本特別條件第(c)分條交還保留範圍的管有權給政府為止。¹

(II) 公契的條文

在土地註冊處以註冊摘要第13012202530055號登記的公契及管理協議（「公契」）第E章第21條：

儘管本文另有規定，「港鐵」（不包括其繼承人及受讓人）需負責按照「政府批地書」條款規定的方式維修和管理「政府批地書」第(4)、(5)及(9)條特別條款訂明的「保留範圍」、「綠色範圍」、「綠色範圍構築物」、「綠色加黑點範圍」、「綠色加黑點範圍構築物」及「黃色範圍」，以及現已或將會建於上述毗連唐德街「黃色範圍」的「園景平台」相關樓梯（「政府批地書」第(41)(a)(ii)條特別條款註明），並且支付有關的費用。

在切實可行範圍內盡量顯示保留範圍的位置的圖則在本節後部附上。

備註：

1. 根據署長出具的一封日期為2012年12月21日及在土地註冊處以註冊摘要編號13010902660082登記的信件顯示，按批地文件就該地段對承批人施加必須履行的所有責任已在署長滿意下完成。按特別條件第(4)(e)條，保留範圍的管有權須被視作已於2012年12月21日交還予政府。

2. 綠色範圍、綠色範圍構築物、綠色加黑點範圍及綠色加黑點範圍構築物

批地文件特別條件第(5)(a)(i)條規定，承批人須鋪設及塑造綠色範圍及提供及興建綠色範圍構築物，以便在綠色範圍上可進行建築、車輛及行人交通。

批地文件特別條件第(5)(a)(iii)條規定，承批人須鋪設及塑造綠色加黑點範圍及提供及興建綠色加黑點範圍構築物，以便在綠色加黑點範圍上可進行建築、車輛及行人交通。

(I) 批地文件的條文

批地文件特別條件第(5)(a)條：

承批人須：

- (i) 從本協議之日起9個月內（或署長可批准的其他延期）按署長批准的方式、材料、標準、水平、方位及設計，在各方面均令署長滿意下自費：
 - (I) 鋪設及塑造在附於本文的「圖則B」上用綠色顯示未來公眾道路之部份（下稱「綠色範圍」）；及
 - (II) 提供及興建橋樑、隧道、立交橋、地下通道、暗渠、高架橋、天橋、行人路、道路或署長可自行酌情要求的其他構築物（以下統稱為「綠色範圍構築物」）以便在綠色範圍上可進行建築、車輛及行人交通；
- (ii) 從本協議之日起9個月內或署長可批准的其他延期，自費對綠色範圍平整、鋪設路邊石及渠道，並提供署長可要求的明渠、污水渠、排水渠、消防栓連同連接至總水喉的水管、街道照明、交通標誌、街道設施及道路標識，令署長滿意；
- (iii) 於完成日期（於本文特別條件第(15)條定義）或之前（或署長可批准的其他延期）按署長批准的方式、材料、標準、水平、方位及設計，在各方面均令署長滿意下自費：
 - (I) 鋪設及塑造在附於本文的「圖則B」上用綠色加黑點顯示未來公眾道路之部份（下稱「綠色加黑點範圍」）；及
 - (II) 提供及興建橋樑、隧道、立交橋、地下通道、暗渠、高架橋、天橋、行人路、道路或署長可自行酌情要求的其他構築物（以下統稱為「綠色加黑點範圍構築物」）以便在綠色加黑點範圍上可進行建築、車輛及行人交通。

- (iv) 於完成日期（於本文特別條件第(15)條定義）或之前或署長可批准的其他延期，自費對綠色加黑點範圍平整、鋪設路邊石及渠道，並提供署長可要求的明渠、污水渠、排水渠、消防栓連同連接至總水喉的水管、街道照明、交通標誌、街道設施及道路標識，令署長滿意；及

- (v) 自費保養綠色範圍及綠色加黑點範圍連同綠色範圍構築物及綠色加黑點範圍構築物及在其上或其內建築、安裝及提供的一切構築物、平整、明渠、污水渠、排水渠、消防栓、服務、街道照明、交通標誌、街道設施、道路標識及植物，直至按本文特別條件第(6)(a)條交還綠色範圍及綠色加黑點範圍的管有權。²

備註：

2. 根據署長出具的一封日期為2012年12月21日及在土地註冊處以註冊摘要編號13010902660082登記的信件顯示，按批地文件就該地段對承批人施加必須履行的所有責任已在署長滿意下完成。按特別條件第(6)(a)條，綠色範圍及綠色加黑點範圍的管有權須被視作已於2012年12月21日交還予政府（於其上已興建或擬興建的有蓋行人天橋（於特別條件第(41)(a)(i)(I)條定義）及園景平台（於特別條件第(41)(a)(i)(II)條定義）除外）。

批地文件特別條件第(6)條：

- (a) 承批人管有綠色範圍及綠色加黑點範圍期間，必須允許所有政府及公眾車輛和行人在所有合理時間內免費自由地通行及行經綠色範圍及綠色加黑點範圍，並須確保本文特別條件第(5)條進行的工程或其他工程不會妨礙該等通行。
- (b) 直至為履行本文特別條件第(5)(a)(i)及(ii)條而進行的工程已在各方面均令署長滿意下完成，附於本文的「圖則B」上顯示於唐賢里現存的盡頭處須由承批人保養，以便有助唐賢里於所有合理時間內的交通流動，使署長滿意。

批地文件特別條件第(7)條：

未經署長的預先書面同意，承批人不得使用綠色範圍及綠色加黑點範圍作存放用途或作興建任何臨時構築物或作進行本文特別條件第(5)及(41)(a)條指明的工程以外的任何用途。

(II) 公契的條文

公契第E章第21條：

儘管本文另有規定，「港鐵」（不包括其繼承人及受讓人）需負責按照「政府批地書」條款規定的方式維修和管理「政府批地書」第(4)、(5)及(9)條特別條款訂明的「保留範圍」、「綠色範圍」、「綠色範圍構築物」、「綠色加黑點範圍」、「綠色加黑點範圍構築物」及「黃色範圍」，以及現已或將會建於上述毗連唐德街「黃色範圍」的「園景平台」相關樓梯（「政府批地書」第(41)(a)(ii)條特別條款註明），並且支付有關的費用。

在切實可行範圍內盡量顯示綠色範圍及綠色加黑點範圍的位置的圖則在本節後部附上。

3. 黃色範圍

批地文件特別條件第(9)(a)(i)條規定，承批人須在各方面均令康樂及文化事務署署長及署長滿意下鋪設、塑造、美化、種植樹木及灌木、提供及興建設施或構築物、及平整及鋪築排水渠於黃色範圍作為公眾休憩用地。

(I) 批地文件的條文

批地文件特別條件第(9)條規定：

- (a) 承批人須：
 - (i) 於完成日期（於本文特別條件第(15)條定義）或之前或署長可批准的其他延期，在各方面均令康樂及文化事務署署長及署長滿意下自費依照附於本文的技術明細表（下稱「**技術明細表**」）及按本文特別條件第(10)(a)條批准的圖則鋪設、塑造、美化、種植樹木及灌木、提供及興建設施或構築物、及平整及鋪築排水渠於附於本文的「圖則B」以黃色顯示的地方（下稱「**黃色範圍**」）作為公眾休憩用地（下稱「**地區休憩用地**」）。
 - (ii) 自費維持、管理、保養、清潔和修理黃色範圍連同於其上或其內提供及安裝的所有構築物及服務，令其維修充足及狀態良好，在各方面均令署長滿意，直至黃色範圍連同於其上或其內提供及安裝的所有構築物及服務的管有權，按照本特別條件第(d)分條規定交還政府為止；及³
 - (iii) 於2010年6月30日或署長可書面批准的其他日期或之前，在各方面均令署長滿意下由承批人自費為高架行人路（於本特別條件第(d)分條定義）興建支撐物及連接物。

備註：

- 3. 根據署長出具的一封日期為2012年12月21日及在土地註冊處以註冊摘要編號13010902660082登記的信件顯示，按批地文件就該地段對承批人施加必須履行的所有責任已在署長滿意下完成。按特別條件第(9)(d)條，黃色範圍的管有權須被視作已於2012年12月21日交還予政府。

- (d) 承批人管有黃色範圍期間，必須允許所有政府車輛和行人在所有合理時間內免費自由地通行及行經黃色範圍，並須確保按本特別條件第(a)分條進行的工程或其他工程不會干擾或妨礙該等通行（包括政府官員、承辦商、政府代表（於本文特別條件第(12)(a)條定義）及獲其授權的任何其他人士的通行）。承批人須准許署長、其官員、承辦商及獲其授權的任何其他人士有權行經及往返黃色範圍，以對黃色範圍內建議的高架行人路（下稱「**高架行人路**」）進行監察、興建及保養，並須於完工時允許公眾使用高架行人路。
- (e) 如非事前獲署長書面同意，承批人不得使用黃色範圍或其任何部份作存放用途或在該處搭建任何臨時構築物或作進行本特別條件第(a)分條指明的工程以外任何其他用途。

(II) 公契的條文

公契第E章第21條：

儘管本文另有規定，「港鐵」（不包括其繼承人及受讓人）需負責按照「政府批地書」條款規定的方式維修和管理「政府批地書」第(4)、(5)及(9)條特別條款訂明的「保留範圍」、「綠色範圍」、「綠色範圍構築物」、「綠色加黑點範圍」、「綠色加黑點範圍構築物」及「黃色範圍」，以及現已或將會建於上述毗連唐德街「黃色範圍」的「園景平台」相關樓梯（「政府批地書」第(41)(a)(ii)條特別條款註明），並且支付有關的費用。

在切實可行範圍內盡量顯示黃色範圍的位置的圖則在本節後部附上。

4. 政府樓宇

批地文件特別條件第(19)(a)(ii)條規定，承批人須在該地段上搭建、建築、提供及保養政府樓宇。

(I) 批地文件的條文

批地文件特別條件第(19)(a)(ii)條：

除本條件另有規定，在發展或重建（該詞語僅涉及按本文一般條件第6條的重建）該地段或其中任何部分時：

- (a) 承批人僅能在該地段上搭建、建築、提供及保養：
 - (ii) 政府樓宇(定義見以下本文特別條件第(20)(a)條)；

批地文件特別條件第(20)(a)條：

- (a) 承批人承認：
 - (i) 該地段的地下有一公共運輸交匯處（下稱「**公共運輸交匯處**」），包括
 - (I) 一個設有5個巴士停車處的巴士總站，
 - (II) 一個設有2個公共小巴停車處的公共小巴總站，
 - (III) 一個的士停車處，
 - (IV) 一個一般車輛客貨上落車位，
 - (V) 預留供巴士營運商的附屬設施使用之淨作業樓面面積不少於15.5平方米的地方，
 - (VI) 預留供監督服務亭使用之淨作業樓面面積不少於2平方米的地方及
 - (VII) 一間閉路電視房間，及

(ii) 一所於地下靠近公共運輸交匯處的公共廁所

(上述樓宇(包括照明裝置、通風機、額外的管道系統及道路或樓層鋪面,但不包括升降機、扶手電梯、樓梯、機械、設備及署長按本條件批准並非專門服務樓宇的其他設施,牆壁、支柱、大樑、天花、屋頂板、軌道或樓板及任何其他結構件)連同署長自行絕對酌情決定(其意見為最終的及約束承批人)專門服務樓宇的任何其他區域、設施、服務及裝置在下文統稱為「政府樓宇」),總樓面面積為5,407平方米。

(II) 公契的條文

公契第B章:

「政府樓宇」統指根據「政府批地書」第(20)(a)條特別條款建於「該土地」上屬於「發展項目」一部份的公共交通交匯處及公廁,以及該處專用的任何其他地方、設施、服務及裝置。上述公共交通交匯處及公廁已於本文所夾附的圖則以粉紅及灰色顯示,以資識別。

「物件」指(i)「政府樓宇」外部飾面及位於「政府樓宇」的、內、周圍、內部、上及下的所有牆、柱、樑、天花、天台板、行車道或地台板及任何其他結構件;(ii)所有供「政府樓宇」及「發展項目」其餘部份使用的電梯、樓梯和自動扶梯;(iii)所有構成供「政府樓宇」及「發展項目」其他部份使用的系統的一切建築服務裝置、機器與設備(包括但不限於手提式或非手提式消防裝置設備);(iv)「政府樓宇」下所有結構性台板,以及該處和其下的排水系統;及(v)「政府批地書」第(23)(a)條特別條款所載供「政府樓宇」及「發展項目」其他部份使用的所有其他公共部份與設施;

公契第E章第9條:

- (a) 「財政司司長法團」作為「政府樓宇」「業主」應自費保養「政府樓宇」內部(不包括列為「物件」的任何部份),以維持其功用與狀態良好。
- (b) 「財政司司長法團」作為「政府樓宇」「業主」只需負責維修和管理「政府樓宇」(不包括「物件」)而不需維修和管理「發展項目」任何其他部份,而其作為「政府樓宇」「業主」亦毋須攤付根據「本契約」J節規定計算的「管理費」。
- (c) 「該屋苑」「業主」(作為「政府樓宇」「業主」之「財政司司長法團」除外)應透過「經理人」承擔責任維修、管理和修理「物件」,如因未能妥善維修「物件」招致或引起任何責任、損害、開支、索償、費用、索求、收費、訴訟及法律程序,則需向「財政司司長法團」及「政府」作出賠償。

公契第I章第1(b)條:

茲毋損前文之一般規定,「經理人」將具有以下各項權力及職責:

- (xii) 維修、管理及保持「物件」的功用與狀態良好。
- (xxxiv) 因應「政府樓宇」「業主」的要求,維修「政府樓宇」專用的服務、設施及裝置。「政府樓宇」「業主」將向「經理人」償付執行維修工程的費用,惟必須符合一項條件,即「經理人」在事前提交成本估算書、支持文件及「政府樓宇」「業主」認為必要的其他相關資料,並獲得「政府樓宇」「業主」以書面批准成本估算和由「經理人」執行維修工程,方可動工。

公契第J章第1條:

管理「該屋苑」和「經理人」執行任何職責或行使任何權力所招致的必要及合理費用、收費與開支,包括但不限於下列各項。「該屋苑」「業主」應按照「本契約」所訂方式支付此等開支:

- (n) 維修、修理及營運「物件」的費用;

在切實可行範圍內盡量顯示政府樓宇的位置的圖則在本節後部附上。

5. 未來行人天橋相關構築物

批地文件特別條件第(40)(a)條規定,承批人須按署長可要求或批准的材料、標準、水平、方位、佈局及設計在該地段上搭建、提供及興建未來行人天橋相關構築物連接該地段至未來行人天橋。

(I) 批地文件的條文

批地文件特別條件第(40)條:

- (a) 承批人須在完成日期或之前按署長可要求或批准的材料、標準、水平、方位、佈局及設計自費在該地段上搭建、提供及興建及其後保養支柱及署長可要求的其他結構承托物及連接物連同電梯、升降機、斜道、樓梯(該等設施、支柱、結構承托物及連接物及任何其更換物或代替物在下文統稱「未來行人天橋相關構築物」),在一切方面使署長滿意,以連接該地段至內部淨闊度最少8米及處於寶邑路最高水平之上的淨空高度5.1米的水平的兩條未來行人天橋(下稱「未來行人天橋」),位置大約位於本文夾附的「圖則B」註明為「FB6」及「FB7」或署長可書面批准的其他位置(下稱「該等位置」)。
- (c) 當署長要求如此辦理時,承批人或當時該地段的管理人或按《建築物管理條例》(第344章)成立該地段的業主立案法團須在各方面使署長滿意下自費進行署長要求與批准一切必要的工程,以臨時關閉在該地段上已建或擬建的建築物的任何開口,使其連接未來行人天橋。臨時關閉的一切必要的保養工程屬於承批人或當時該地段的管理人或該業主立案法團的責任,承批人須進行該等工程使署長滿意。
- (e) 承批人須在本文件授予的整個租期期間,在符合署長可施加的任何要求下,在所有時間內准許公眾為了一切合法目的,有權步行及以輪椅自由及毋須支付任何性質的費用進入、通過及再通過該地段或其中任何部分或其上已建或擬建的建築物或建築物的任何部分,以便出入未來行人天橋或其臨時更換物。
- (g) 當該地段或其任何部份重建因而需拆卸未來行人天橋相關構築物或其任何部份,承批人須在署長可施加的時限內,按署長批准或要求的設計、標準、方位及佈置、材料、闊度、水平及位置,將其更換為署長批准或要求的新支柱、結構承托物及連接物連同電梯、升降機、斜道、樓梯,使署長滿意。
- (j) 就本特別條件而言,「承批人」一詞不包括財政司司長法團。

(II) 公契的條文

公契第B章:

「商業發展項目」指「核准圖則」註明作商業或零售用途的「發展項目」部份(「寫字樓」除外),其中包括但不限於供「商業發展項目」佔用人及彼等真正來賓、訪客或賓客停泊車輛及電單車的車位、指定供「商業發展項目」使用的客貨上落車位、相關行車道及流通地方、「未來行人天橋相關構築物」(不論位於「該土地」邊界內外)、「行人道」、該處外牆及平台矮牆外側表面,但不包括任何屬於「車站綜合大樓」、「住宅發展項目」、「酒店」、「寫字樓」、「該屋苑公用地方」或「住宅發展項目公用地方」的部份;

「未來行人天橋相關構築物」指「政府批地書」第(40)(a)條特別條款訂明為「未來行人天橋相關構築物」的設施、柱、結構支承件和連接段、自動扶梯、電梯、斜路及樓梯;

公契第二附錄第II部份第2(b)條：

「經理人」有權獨自或聯同測量師、工人及其他人等執行「署長」規定的所有必要工程，以暫時關閉「該土地」上任何一座或多座建築物的入口，從而根據「政府批地書」第(40)條特別條款將行人天橋連接至各建築物或「未來行人天橋相關構築物」。「經理人」執行此等工程時應向「業主」發出書面指示，說明「業主」於施工期間不可使用的「該土地」及「發展項目」範圍或部份，「業主」必須遵從通知的指示，惟工程不可妨礙任何人士進出「政府樓宇」，亦不可影響完善使用及享用「政府樓宇」。

在切實可行範圍內盡量顯示未來行人天橋相關構築物的位置的圖則在本節後部附上。

6. 有蓋行人天橋及園景平台

批地文件特別條件第(41)(a)(i)條規定，承批人須於完成日期或之前在一切方面使署長滿意下自費(I)興建有蓋行人天橋連同署長要求或批准的所有承托物及連接物及(II)興建、提供及美化園景平台，包括按署長可批准的水平、標準及設計於其上種植灌木及樹木。

(I) 批地文件的條文

批地文件特別條件第(41)條：

(a) (i) 承批人須於完成日期或之前在一切方面使署長滿意下自費：

(I) 在本文夾附的「圖則B」顯示及註明為「FB1」、「FB2」、「FB3」、「FB4」及「FB5」的大約位置，興建五座單層有蓋行人天橋（下稱「有蓋行人天橋」）連同署長要求或批准的所有承托物及連接物（包括署長自行絕對酌情認為需要供有蓋行人天橋未來任何伸延的任何承托物及連接物）。除高架行人路的承托物及連接物及在本文夾附的「圖則B」顯示及註明為「FB1」的大約位置的有蓋行人天橋須於2010年6月30日或署長可書面批准的其他日期或之前完成外，有蓋行人天橋須以署長要求或批准的物料、標準、水平、方位、佈置及設計興建，包括但不限於提供及興建署長可自行酌情要求的承托物、斜道、附屬樓梯及樓梯平台、電梯、升降機及內部及外部裝置及固定附着物及照明裝置。每座有蓋行人天橋須具有內部淨闊度不少於6米及內部淨空高度最少2.6米。

(II) 在本文夾附的「圖則B」顯示及註明為「建議園景平台」的唐德街上興建、提供及美化一個高架園景平台（下稱「園景平台」），包括按署長可批准的水平、標準及設計於其上種植灌木及樹木。園景平台連同所有附屬樓梯須以署長可要求或決定的物料、標準、水平、方位、佈置、位置及設計興建，其決定為最終並對承批人約束。

(ii) 即使本文第(a)(i)(II)分條另有規定，將毗鄰唐德街於黃色範圍內興建的園景平台的附屬樓梯及其供接收高架行人路的附屬構築物的承托物及連接物須於2010年6月30日或署長可書面批准的其他日期或之前完成。

(c) (i) 除供公眾步行或以輪椅通行用途外，有蓋行人天橋及園景平台不得作其他用途。

(ii) 如非署長批准或要求，承批人不可使用或允許或容忍他人使用有蓋行人天橋及園景平台任何部份不論外部或內部作廣告用途或展示任何招牌、告示或海報。

(iii) 承批人不可作出任何行為或允許或容忍他人或在或鄰近有蓋行人天橋及園景平台作出任何行為，以致或可能導致在有蓋行人天橋及園景平台之下經過的任何人士或車輛或任何毗鄰或毗連地段或樓宇的業主或佔用人受到滋擾或騷擾，又或造成不便或損害。

(iv) 在有蓋行人天橋存在期間，承批人不論日夜均須在所有合理時間內允許任何公眾自由及毋須支付任何性質的費用步行或乘坐輪椅通越、再通越、行經及上落有蓋行人天橋及園景平台，以作所有合法用途。

(v) 承批人須在政府要求時將有蓋行人天橋及園景平台移交政府，政府保留權力當其認為合適時收回有蓋行人天橋及園景平台全部或其任何部份的管有權而不作任何付款或賠償，惟政府並無責任收回有蓋行人天橋及園景平台或其任何部份的管有權。

(e) 在本文授予的整個租期期間，在附屬樓梯及附屬構築物由承批人興建或提供的前提下，承批人須自費管理、維持及維修連接園景平台至地區休憩用地的有蓋行人天橋及其附屬樓梯及附屬構築物及園景平台及其附屬樓梯及附屬構築物，以及其任何更換物或替代物，以保持其維修充足及狀態良好，全面令署長滿意。

(f) 當該地段或其任何部份重建而有蓋行人天橋及園景平台或其任何部份需要拆卸時，承批人須於署長訂定的時限內，令署長滿意下自費以署長批准或要求的設計、標準、方位、佈置、物料、闊度、水平及位置興建及完成新的有蓋行人天橋或園景平台或其部份，以便將其更換。

(i) 就本特別條件而言，「承批人」一詞不包括財政司司長法團。

(II) 公契的條文

公契第B章：

「有蓋行人天橋」指按照「政府批地書」第(41)(a)(i)(I)條特別條款建造之有蓋行人天橋，連同所有支條件及連接段；

「園景平台」指依照「政府批地書」第(41)(a)(i)(II)條特別條款建造的高架園景平台連同所有相關樓梯；

公契第E章第20條：

「商業發展項目」「業主」需根據「政府批地書」第(41)(c)條特別條款負責修理、維修和管理「有蓋行人天橋」及「園景平台」，並支付有關費用。

公契第E章第21條：

儘管本文另有任何規定，「港鐵」（不包括其繼承人及受讓人）仍需負責按照「政府批地書」條款規定的方式維修和管理「政府批地書」第(4)、(5)及(9)條特別條款訂明的「保留範圍」、「綠色範圍」、「綠色範圍構築物」、「綠色加黑點範圍」、「綠色加黑點範圍構築物」及「黃色範圍」，以及現已或將會建於上述毗連唐德街「黃色範圍」的「園景平台」相關樓梯（「政府批地書」第(41)(a)(ii)條特別條款註明），並且支付有關的費用。

在切實可行範圍內盡量顯示有蓋行人天橋及園景平台的位置的圖則在本節後部附上。

7. 行人道

批地文件特別條件第(42)條規定，承批人須在一切方面使署長滿意下自費在該地段內提供行人道。

(I) 批地文件的條文

批地文件特別條件第(42)條：

- (a) 承批人須在一切方面使署長滿意下自費在該地段內提供一條或多於一條總淨闊度不少於6米的行人道（當電梯、載客升降機、樓梯或斜道提供作一條或多於一條行人道的部份，該電梯、載客升降機、樓梯或斜道的闊度可少於6米，但署長書面批准的電梯的每個行人流動方向的闊度不得少於1米），以連接將軍澳站、政府樓宇、未來行人天橋、有蓋行人天橋、園景平台、該地段的地面及該地段外地面的公眾行人路（該行人道下稱「行人道」）。署長就何者構成地面的決定為最終的並約束承批人。
- (b) 承批人須在本文授予的整個租期期間，自費管理及維持行人道（連同署長可批准或要求的電梯、載客升降機、樓梯、斜道或其他構築物），以保持其維修充足及狀態良好，以令署長滿意。
- (c) 承批人須在本文授予的整個租期期間，保持行人道每日24小時開放予公眾步行或乘坐輪椅免費及暢通無阻地使用。
- (f) 當該地段或其任何部份重建而行人道（包括署長可批准或要求的電梯、載客升降機、樓梯、斜道或其他構築物）或其任何部份需要拆卸時，承批人須於署長訂定的時限內，令署長滿意下自費將其更換為以署長批准或要求的闊度、水平及位置的新的行人道（包括署長可批准或要求的電梯、載客升降機、樓梯、斜道或其他構築物）。
- (h) 就本特別條件而言，「承批人」一詞不包括財政司司長法團。

(II) 公契的條文

公契第B章：

「商業發展項目」指「核准圖則」註明作商業或零售用途的「發展項目」部份（「寫字樓」除外），其中包括但不限於供「商業發展項目」佔用人及彼等真正來賓、訪客或賓客停泊車輛及電單車的車位、指定供「商業發展項目」使用的客貨上落車位、相關行車道及流通地方、「未來行人天橋相關構築物」（不論位於「該土地」邊界內外）、「行人道」、該處外牆及平台矮牆外側表面，但不包括任何屬於「車站綜合大樓」、「住宅發展項目」、「酒店」、「寫字樓」、「該屋苑公用地方」或「住宅發展項目公用地方」的部份；

「行人道」指按照「政府批地書」第(42)條特別條款建造和提供的行人道；

公契第二附錄第I部份第6(c)條：

「商業發展項目」「業主」有權在徵取「署長」批准後更改或改變「政府批地書」第(42)條特別條款所訂「商業發展項目」內「行人道」的走線或位置。

在切實可行範圍內盡量顯示行人道的位置的圖則在本節後部附上。

B. 根據批地文件規定須由期數中的住宅物業的擁有人出資管理、營運或維持以供公眾使用的任何設施

1. 保留範圍

批地文件特別條件第(4)(b)(iii)條規定，承批人須自費保養保留範圍，直至按特別條件第(4)條第(c)分條交還保留範圍的管有權給政府。

(I) 批地文件的條文

批地文件特別條件第(4)(b)(iii)條：

承批人須：

- (iii) 自費保養保留範圍連同在其上或其內建築、安裝及提供的一切構築物、平整、明渠、污水渠、排水渠、消防栓、服務、街道照明、交通標誌、街道設施、道路標識及植物，直至按本特別條件第(c)分條交還保留範圍的管有權給政府。⁴

(II) 公契的條文

公契第E章第21條：

儘管本文另有任何規定，「港鐵」（不包括其繼承人及受讓人）仍需負責按照「政府批地書」條款規定的方式維修和管理「政府批地書」第(4)、(5)及(9)條特別條款訂明的「保留範圍」、「綠色範圍」、「綠色範圍構築物」、「綠色加黑點範圍」、「綠色加黑點範圍構築物」及「黃色範圍」，以及現已或將會建於上述毗連唐德街「黃色範圍」的「園景平台」相關樓梯（「政府批地書」第(41)(a)(ii)條特別條款註明），並且支付有關的費用。

在切實可行範圍內盡量顯示保留範圍的位置的圖則在本節後部附上。

2. 綠色範圍、綠色範圍構築物、綠色加黑點範圍及綠色加黑點範圍構築物

批地文件特別條件第(5)(a)(v)條規定，承批人須自費保養綠色範圍及綠色加黑點範圍連同綠色範圍構築物及綠色加黑點範圍構築物，直至按特別條件第(6)(a)條交還綠色範圍及綠色加黑點範圍的管有權。

(I) 批地文件的條文

批地文件特別條件第(5)(a)(v)條：

承批人須：

- (v) 自費保養綠色範圍及綠色加黑點範圍連同綠色範圍構築物及綠色加黑點範圍構築物及其上或其內建築、安裝及提供的一切構築物、平整、明渠、污水渠、排水渠、消防栓、服務、街道照明、交通標誌、街道設施、道路標識及植物，直至按本文特別條件第(6)(a)條交還綠色範圍及綠色加黑點範圍的管有權。⁵

備註：

4. 根據署長出具的一封日期為2012年12月21日及在土地註冊處以註冊摘要編號13010902660082登記的信件顯示，按批地文件就該地段對承批人施加必須履行的所有責任已在署長滿意下完成。按特別條件第(4)(c)條，保留範圍的管有權須被視作已於2012年12月21日交還予政府。

5. 根據署長出具的一封日期為2012年12月21日及在土地註冊處以註冊摘要編號13010902660082登記的信件顯示，按批地文件就該地段對承批人施加必須履行的所有責任已在署長滿意下完成。按特別條件第(6)(a)條，綠色範圍及綠色加黑點範圍的管有權須被視作已於2012年12月21日交還予政府（於其上已興建或擬興建的有蓋行人天橋（於特別條件第(41)(a)(i)(I)條定義）及園景平台（於特別條件第(41)(a)(i)(II)條定義）除外）。

批地文件特別條件第(6)(b)條：

直至為履行本文特別條件第(5)(a)(i)及(ii)條而進行的工程已在各方面均令署長滿意下完成，附於本文的「圖則B」上顯示於唐賢里現存的盡頭處須由承批人保養，以便有助唐賢里於所有合理時間內的交通流動，使署長滿意。

(II) 公契的條文

公契第E章第21條：

儘管本文另有規定，「港鐵」（不包括其繼承人及受讓人）需負責按照「政府批地書」條款規定的方式維修和管理「政府批地書」第(4)、(5)及(9)條特別條款訂明的「保留範圍」、「綠色範圍」、「綠色範圍構築物」、「綠色加黑點範圍」、「綠色加黑點範圍構築物」及「黃色範圍」，以及現已或將會建於上述毗連唐德街「黃色範圍」的「園景平台」相關樓梯（「政府批地書」第(41)(a)(ii)條特別條款註明），並且支付有關的費用。

在切實可行範圍內盡量顯示綠色範圍及綠色加黑點範圍的位置的圖則在本節後部附上。

3. 黃色範圍

批地文件特別條件第(9)(a)(ii)條規定，承批人須自費維持、管理、保養、清潔和修理黃色範圍，直至黃色範圍連同於其上或其內提供及安裝的所有構築物及服務的管有權，按照特別條件第(9)(d)條規定交還政府為止。

(I) 批地文件的條文

批地文件特別條件第(9)(a)(ii)條：

- (a) 承批人須：
- (ii) 自費維持、管理、保養、清潔和修理黃色範圍連同於其上或其內提供及安裝的所有構築物及服務，令其維修充足及狀態良好，在各方面均須令署長滿意，直至黃色範圍連同於其上或其內提供及安裝的所有構築物及服務的管有權，按照本特別條件第(d)分條規定交還政府為止。⁶

(II) 公契的條文

公契第E章第21條：

儘管本文另有規定，「港鐵」（不包括其繼承人及受讓人）需負責按照「政府批地書」條款規定的方式維修和管理「政府批地書」第(4)、(5)及(9)條特別條款訂明的「保留範圍」、「綠色範圍」、「綠色範圍構築物」、「綠色加黑點範圍」、「綠色加黑點範圍構築物」及「黃色範圍」，以及現已或將會建於上述毗連唐德街「黃色範圍」的「園景平台」相關樓梯（「政府批地書」第(41)(a)(ii)條特別條款註明），並且支付有關的費用。

在切實可行範圍內盡量顯示黃色範圍的位置的圖則在本節後部附上。

備註：

6. 根據署長出具的一封日期為2012年12月21日及在土地註冊處以註冊摘要編號13010902660082登記的信件顯示，按批地文件就該地段對承批人施加必須履行的所有責任已在署長滿意下完成。按特別條件第(9)(d)條，黃色範圍的管有權須被視作已於2012年12月21日交還予政府。

4. 未來行人天橋相關構築物

批地文件特別條件第(40)(a)條規定，承批人須在搭建、提供及興建未來行人天橋相關構築物後保養該處。

(I) 批地文件的條文

批地文件特別條件第(40)(a)及(c)條：

- (a) 承批人須在完成日期或之前按署長可要求或批准的材料、標準、水平、方位、佈局及設計自費在該地段上搭建、提供及興建及其後保養支柱及署長可要求的其他結構承托物及連接物連同電梯、升降機、斜道、樓梯（該等設施、支柱、結構承托物及連接物及任何其更換物或代替物在下文統稱「未來行人天橋相關構築物」），在一切方面使署長滿意，以連接該地段至內部淨闊度最少8米及處於寶邑路最高水平之上的淨空高度5.1米的水平的兩條未來行人天橋（下稱「未來行人天橋」），位置大約位於本文夾附的「圖則B」註明為「FB6」及「FB7」或署長可書面批准的其他位置（下稱「該等位置」）。
- (c) 當署長要求如此辦理時，承批人或當時該地段的管理人或按《建築物管理條例》（第344章）成立該地段的業主立案法團須在各方面使署長滿意下自費進行署長要求與批准一切必要的工程，以臨時關閉在該地段上已建或擬建的建築物的任何開口，使其連接未來行人天橋。臨時關閉的一切必要的保養工程屬於承批人或當時該地段的管理人或該業主立案法團的責任，承批人須進行該等工程使署長滿意。
- (j) 就本特別條件而言，「承批人」一詞不包括財政司司長法團。

(II) 公契的條文

公契第B章：

「商業發展項目」指「核准圖則」註明作商業或零售用途的「發展項目」部份（「寫字樓」除外），其中包括但不限於供「商業發展項目」佔用人及彼等真正來賓、訪客或賓客停泊車輛及電單車的車位、指定供「商業發展項目」使用的客貨上落車位、相關行車道及流通地方、「未來行人天橋相關構築物」（不論位於「該土地」邊界內外）、「行人道」、該處外牆及平台矮牆外側表面，但不包括任何屬於「車站綜合大樓」、「住宅發展項目」、「酒店」、「寫字樓」、「該屋苑公用地方」或「住宅發展項目公用地方」的部份；

「未來行人天橋相關構築物」指「政府批地書」第(40)(a)條特別條款訂明為「未來行人天橋相關構築物」的設施、柱、結構支承件和連接段、自動扶梯、電梯、斜路及樓梯；

公契第二附錄第II部份第2(b)條：

「經理人」有權獨自或聯同測量師、工人及其他人等執行「署長」規定的所有必要工程，以暫時關閉「該土地」上任何一座或多座建築物的入口，從而根據「政府批地書」第(40)條特別條款將行人天橋連接至各建築物或「未來行人天橋相關構築物」。「經理人」執行此等工程時應向「業主」發出書面指示，說明「業主」於施工期間不可使用的「該土地」及「發展項目」範圍或部份，「業主」必須遵從通知的指示，惟工程不可妨礙任何人士進出「政府樓宇」，亦不可影響完善使用及享用「政府樓宇」。

在切實可行範圍內盡量顯示未來行人天橋相關構築物的位置的圖則在本節後部附上。

5. 有蓋行人天橋及園景平台

批地文件特別條件第(41)(c)條規定，承批人須管理、維持及維修的有蓋行人天橋及園景平台，以保持其維修充足及狀態良好，全面令署長滿意。

(I) 批地文件的條文

批地文件特別條件第(41)條：

- (c) 在本文授予的整個租期期間，在附屬樓梯及附屬構築物由承批人興建或提供的前題下，承批人須自費管理、維持及維修連接園景平台至地區休憩用地的有蓋行人天橋及其附屬樓梯及附屬構築物及園景平台及其附屬樓梯及附屬構築物，以及其任何更換物或替代物，以保持其維修充足及狀態良好，全面令署長滿意。
- (i) 就本特別條件而言，「承批人」一詞不包括財政司司長法團。

(II) 公契的條文

公契第B章：

「有蓋行人天橋」指按照「政府批地書」第(41)(a)(i)(I)條特別條款建造之有蓋行人天橋，連同所有支承件及連接段；

「園景平台」指依照「政府批地書」第(41)(a)(i)(II)條特別條款建造的高架園景平台連同所有相關樓梯；

公契第E章第20條：

「商業發展項目」「業主」需根據「政府批地書」第(41)(c)條特別條款負責修理、維修和管理「有蓋行人天橋」及「園景平台」，並支付有關費用。

公契第E章第21條：

儘管本文另有任何規定，「港鐵」(不包括其繼承人及受讓人)仍需負責按照「政府批地書」條款規定的方式維修和管理「政府批地書」第(4)、(5)及(9)條特別條款訂明的「保留範圍」、「綠色範圍」、「綠色範圍構築物」、「綠色加黑點範圍」、「綠色加黑點範圍構築物」及「黃色範圍」，以及現已或將會建於上述毗連唐德街「黃色範圍」的「園景平台」相關樓梯(「政府批地書」第(41)(a)(ii)條特別條款註明)，並且支付有關的費用。

在切實可行範圍內盡量顯示有蓋行人天橋及園景平台的位置的圖則在本節後部附上。

6. 行人道

批地文件特別條件第(42)(b)條規定，承批人須管理及維持行人道，以保持其維修充足及狀態良好，以令署長滿意。

(I) 批地文件的條文

批地文件特別條件第(42)條：

- (b) 承批人須在本文授予的整個租期期間，自費管理及維持行人道(連同署長可批准或要求的電梯、載客升降機、樓梯、斜道或其他構築物)，以保持其維修充足及狀態良好，以令署長滿意。
- (h) 就本特別條件而言，「承批人」一詞不包括財政司司長法團。

(II) 公契的條文

公契第B章：

「商業發展項目」指「核准圖則」註明作商業或零售用途的「發展項目」部份(「寫字樓」除外)，其中包括但不限於供「商業發展項目」佔用人及彼等真正來賓、訪客或賓客停泊車輛及電單車的車位、指定供「商業發展項目」使用的客貨上落車位、相關行車道及流通地方、「未來行人天橋相關構築物」(不論位於「該土地」邊界內外)、「行人道」、該處外牆及平台矮牆外側表面，但不包括任何屬於「車站綜合大樓」、「住宅發展項目」、「酒店」、「寫字樓」、「該屋苑公用地方」或「住宅發展項目公用地方」的部份；

「行人道」指按照「政府批地書」第(42)條特別條款建造和提供的行人道；

公契第二附錄第I部份第6(c)條：

「商業發展項目」「業主」有權在徵取「署長」批准後更改或改變「政府批地書」第(42)條特別條款所訂「商業發展項目」內「行人道」的走線或位置。

在切實可行範圍內盡量顯示行人道的位置的圖則在本節後部附上。

就以上B段所述的任何該等設施及休憩用地，該等設施及休憩用地按規定須由期數中的住宅物業的擁有人出資管理、營運或維持，及該等擁有人按規定須以由有關住宅物業分攤的管理開支，應付管理、營運或維持該等設施及休憩用地的部分開支。

C. 根據批地文件規定須由期數中的住宅物業的擁有人出資管理、營運或維持以供公眾使用的任何休憩用地

根據批地文件規定須由期數中的住宅物業的擁有人出資管理、營運或維持以供公眾使用的休憩用地的面積為6,000平方米。⁷

(I) 批地文件的條文

批地文件特別條件第(9)條：

- (a) 承批人須：
- (i) 於完成日期(於本文特別條件第(15)條定義)或之前或署長可批准的其他延期，在各方面均令康樂及文化事務署署長及署長滿意下自費依照附於本文的技術明細表(下稱「**技術明細表**」)及按本文特別條件第(10)(a)條批准的圖則鋪設、塑造、美化、種植樹木及灌木、提供及興建設施或構築物、及平整及鋪築排水渠於附於本文的「圖則B」以黃色顯示的地方(下稱「**黃色範圍**」)作為公眾休憩用地(下稱「**地區休憩用地**」)。
- (ii) 自費維持、管理、保養、清潔和修理黃色範圍連同於其上或其內提供及安裝的所有構築物及服務，令其維修充足及狀態良好，在各方面均令署長滿意，直至黃色範圍連同於其上或其內提供及安裝的所有構築物及服務的管有權，按照本特別條件第(d)分條規定交還政府為止；及⁷

備註：

7. 根據署長出具的一封日期為2012年12月21日及在土地註冊處以註冊摘要編號13010902660082登記的信件顯示，按批地文件就該地段對承批人施加必須履行的所有責任已在署長滿意下完成。按特別條件第(9)(d)條，黃色範圍的管有權須被視作已於2012年12月21日交還予政府。

- (iii) 於2010年6月30日或署長可書面批准的其他日期，在各方面均令署長滿意下由承批人自費為高架行人路（於本特別條件第(d)分條定義）興建支撐物及連接物。
- (d) 承批人管有黃色範圍期間，必須允許所有政府車輛和行人在所有合理時間內免費自由地通行及行經黃色範圍，並須確保按本特別條件第(a)分條進行的工程或其他工程不會干擾或妨礙該等通行（包括政府官員、承辦商、政府代表（於本文特別條件第(12)(a)條定義）及獲其授權的任何其他人士的通行）。承批人須准許署長、其官員、承辦商及獲其授權的任何其他人士有權行經及往返黃色範圍，以對黃色範圍內建議的高架行人路（下稱「**高架行人路**」）進行監察、興建及保養，並須於完工時允許公眾使用高架行人路。
- (e) 如非事前獲署長書面同意，承批人不得使用黃色範圍或其任何部份作存放用途或在該處搭建任何臨時構築物或作進行本特別條件第(a)分條指明的工程以外任何其他用途。

(II) 公契的條文

公契第E章第21條：

儘管本文另有規定，「港鐵」（不包括其繼承人及受讓人）需負責按照「政府批地書」條款規定的方式維修和管理「政府批地書」第(4)、(5)及(9)條特別條款訂明的「保留範圍」、「綠色範圍」、「綠色範圍構築物」、「綠色加黑點範圍」、「綠色加黑點範圍構築物」及「黃色範圍」，以及現已或將會建於上述毗連唐德街「黃色範圍」的「園景平台」相關樓梯（「政府批地書」第(41)(a)(ii)條特別條款註明），並且支付有關的費用。

在切實可行範圍內盡量顯示黃色範圍的位置的圖則在本節後部附上。

就以上C段所述的休憩用地，該等休憩用地按規定須由期數中的住宅物業的擁有人出資管理、營運或維持，及該等擁有人按規定須以由有關住宅物業分攤的管理開支，應付管理、營運或維持該等休憩用地的部分開支。

D. 期數所位於的土地中為施行《建築物(規劃)規例》（第123章，附屬法例F）第22(1)條而撥供公眾用途的任何部分

不適用。

就以上A、B、C及D段所述的供公眾使用的任何該等設施及休憩用地，及土地中的該等部份，公眾有權按照批地文件使用該等設施或休憩用地，或土地中的該等部份。



INFORMATION ON PUBLIC FACILITIES AND PUBLIC OPEN SPACES

公共設施及公眾休憩用地的資料

PLAN B 圖則B

Point	Distance (Metres)	Bearing	Corner
A	10.00	90° 00' 00"	90° 00' 00"
B	10.00	0° 00' 00"	0° 00' 00"
C	10.00	270° 00' 00"	270° 00' 00"
D	10.00	180° 00' 00"	180° 00' 00"
E	10.00	90° 00' 00"	90° 00' 00"
F	10.00	0° 00' 00"	0° 00' 00"
G	10.00	270° 00' 00"	270° 00' 00"
H	10.00	180° 00' 00"	180° 00' 00"
I	10.00	90° 00' 00"	90° 00' 00"
J	10.00	0° 00' 00"	0° 00' 00"
K	10.00	270° 00' 00"	270° 00' 00"
L	10.00	180° 00' 00"	180° 00' 00"
M	10.00	90° 00' 00"	90° 00' 00"
N	10.00	0° 00' 00"	0° 00' 00"
O	10.00	270° 00' 00"	270° 00' 00"
P	10.00	180° 00' 00"	180° 00' 00"
Q	10.00	90° 00' 00"	90° 00' 00"
R	10.00	0° 00' 00"	0° 00' 00"
S	10.00	270° 00' 00"	270° 00' 00"
T	10.00	180° 00' 00"	180° 00' 00"
U	10.00	90° 00' 00"	90° 00' 00"
V	10.00	0° 00' 00"	0° 00' 00"
W	10.00	270° 00' 00"	270° 00' 00"
X	10.00	180° 00' 00"	180° 00' 00"
Y	10.00	90° 00' 00"	90° 00' 00"
Z	10.00	0° 00' 00"	0° 00' 00"



RAILWAY DEVELOPMENT SECTION

LANDS DEPARTMENT

SIGNED, SEALED AND DELIVERED by the lawful attorney of and on behalf of MTR Corporation Limited

WITNESSES to the due execution of the lawful attorney of MTR Corporation Limited

Chief Estate Surveyor/Railway Development

WITNESSES to the Signature of Chief Estate Surveyor/Railway Development

- Reserved Areas (Pink Hatched Green) 保留範圍(粉紅色綠斜線)
- Yellow Area 黃色範圍
- Green Area 綠色範圍
- Green Stippled Black Areas 綠色加黑點範圍
- Covered Footbridges 有蓋行人天橋
- Landscape Deck 園景平台

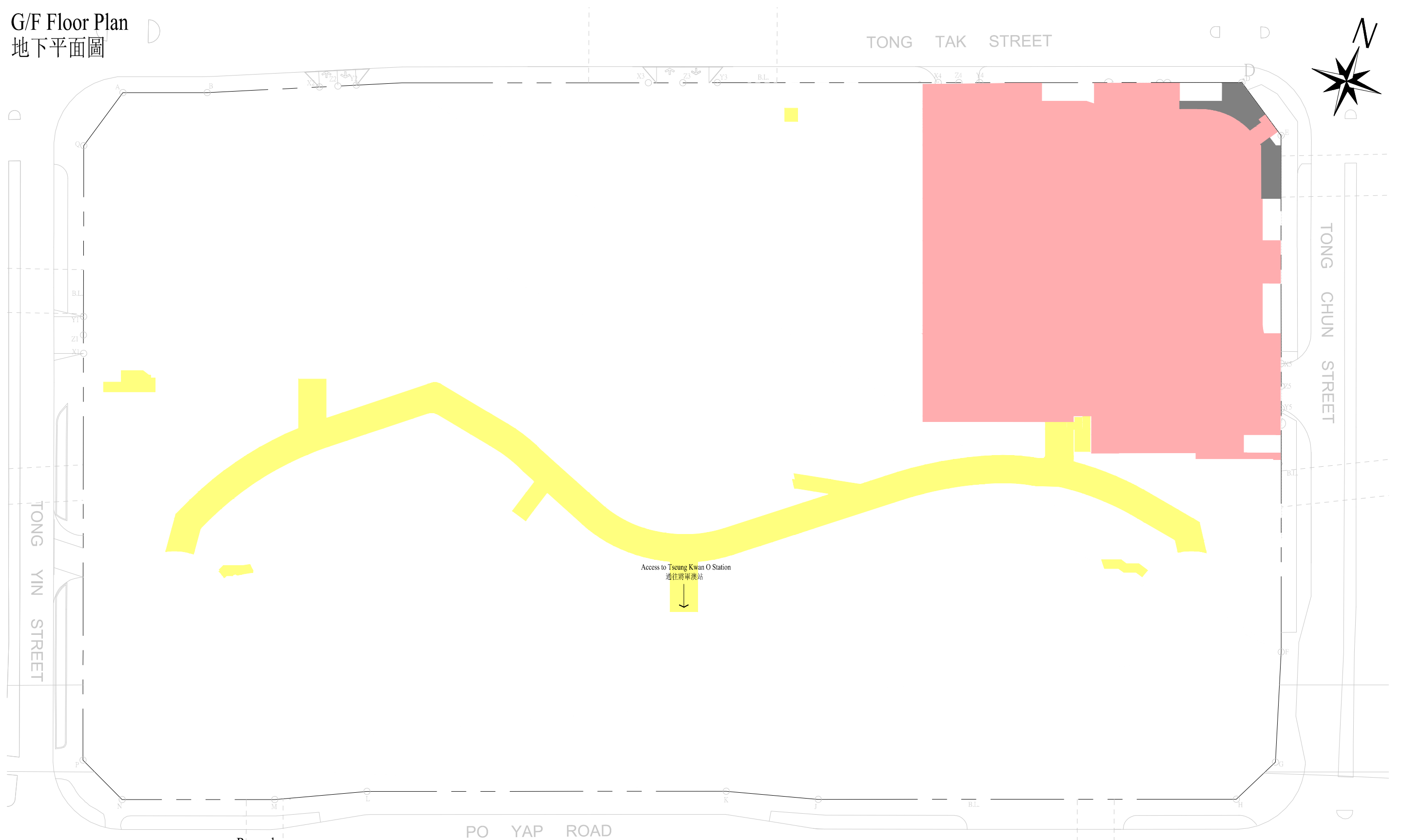
Remarks:

- This plan is an extract of PLAN B annexed to the Modification Letter registered in the Land Registry by Memorial No. 10090201870010.
- This plan is for showing the location of the Reserved Areas, the Yellow Area, the Green Area, the Green Stippled Black Areas, the Covered Footbridges and the Landscape Deck only. Other matters shown in the plan may not reflect their latest condition.

備註:

- 本圖摘錄自附於土地註冊處以註冊摘要編號10090201870010登記的修訂書的圖則B。
- 本圖僅作顯示保留範圍、黃色範圍、綠色範圍、綠色加黑點範圍、有蓋行人天橋及園景平台的位置。本圖中所示的其他事項未必能反映其最新狀況。

G/F Floor Plan
地下平面圖



Remark :

The plan is for showing the location of the Pedestrian Walkway, Public Transport Interchange and Public Toilet of the Government Accommodation only. Other matters shown in the plan may not reflect their latest condition.


備註:

本圖僅作顯示行人道、公共運輸交匯處及公共廁所的位置。本圖中所示之其他事項未必能反映其最新狀況。

SCALE 比例尺 : 0M(米) 10M(米) 20M(米)

- | | | | |
|-------|--------------------------------------|---|---|
| ----- | Development Site Boundary
發展項目邊界線 | ■ | Public Transport Interchange
公共運輸交匯處 |
| ■ | Pedestrian Walkway
行人道 | ■ | Public Toilet
公共廁所 |

UG/F Floor Plan
地下高層平面圖



Remark :
The plan is for showing the location of the Pedestrian Walkway and the Public Transport Interchange of the Government Accommodation only. Other matters shown in the plan may not reflect their latest condition.
備註:
本圖僅作顯示行人道及政府樓宇的公共運輸交匯處的位置。本圖中所示之其他事項未必能反映其最新狀況。

SCALE 比例尺 : 0M(米) 10M(米) 20M(米)

----- Development Site Boundary 發展項目邊界線
Public Transport Interchange 公共運輸交匯處
 Pedestrian Walkway 行人道

1/F Floor Plan
 1樓平面圖



Remark :
 The plan is for showing the location of the Pedestrian Walkway only. Other matters shown in the plan may not reflect their latest condition.

備註:
 本圖僅作顯示行人道的位置。本圖中所示之其他事項未必能反映其最新狀況。

SCALE 比例尺 : 0M(米) 10M(米) 20M(米)

- Development Site Boundary
發展項目邊界線
- Pedestrian Walkway
行人道



WARNING TO PURCHASERS

對買方的警告

- (a) The purchaser is recommended to instruct a separate firm of solicitors (other than that acting for the owner) to act for the purchaser in relation to the transaction.
 - (b) If the purchaser instructs such separate firm of solicitors to act for the purchaser in relation to the transaction, that firm will be able to give independent advice to the purchaser.
 - (c) If the purchaser instructs the firm of solicitors acting for the owner to act for the purchaser as well, and a conflict of interest arises between the owner and the purchaser-
 - (i) that firm may not be able to protect the purchaser's interests; and
 - (ii) the purchaser may have to instruct a separate firm of solicitors; and
 - (iii) in the case of paragraph (c)(ii), the total solicitors' fees payable by the purchaser may be higher than the fees that would have been payable if the purchaser had instructed a separate firm of solicitors in the first place.
- (a) 現建議買方聘用一間獨立的律師事務所(代表擁有人行事者除外)，以在交易中代表買方行事。
 - (b) 如買方聘用上述的獨立的律師事務所，以在交易中代表買方行事，該律師事務所將會能夠向買方提供獨立意見。
 - (c) 如買方聘用代表擁有人行事的律師事務所同時代表買方行事，而擁有人與買方之間出現利益衝突—
 - (i) 該律師事務所可能不能夠保障買方的利益；及
 - (ii) 買方可能要聘用一間獨立的律師事務所；及
 - (iii) 如屬(c)(ii)段的情況，買方須支付的律師費用總數，可能高於如買方自一開始即聘用一間獨立的律師事務所便須支付的費用。

(This page is left blank intentionally. 此頁保留空白。)

CROSS-SECTION PLAN OF BUILDING IN THE PHASE

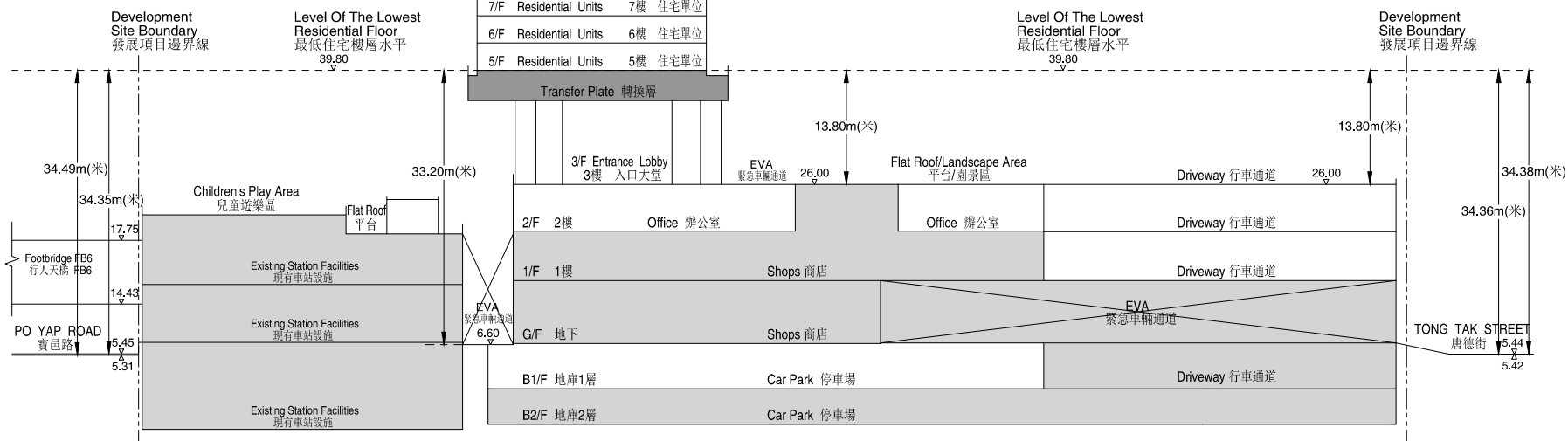
期數中的建築物的橫截面圖

CROSS-SECTION PLAN A-A

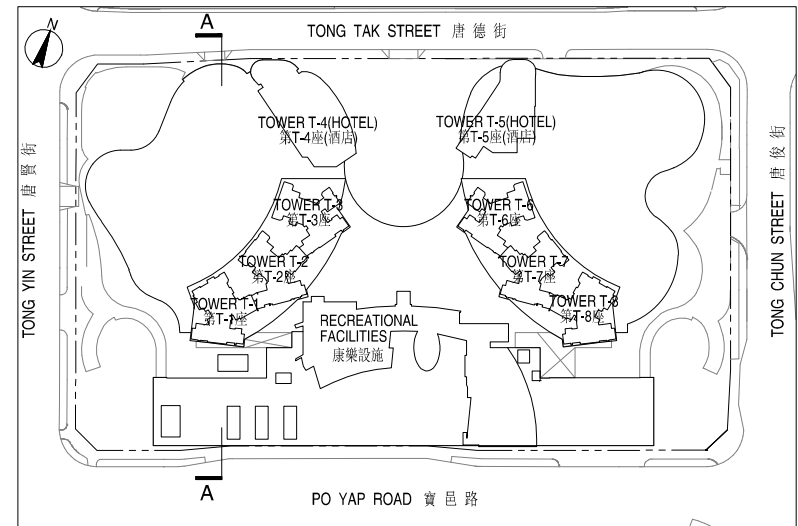
橫截面圖 A-A

Tower T-1 (第 T-1 座)

Upper Roof	上層天台
Pump Rm.	泵房
R/F	天台
Flat Roof	平台
46/F Residential Units	46樓 住宅單位
45/F Residential Units	45樓 住宅單位
43/F Residential Units	43樓 住宅單位
42/F Residential Units	42樓 住宅單位
41/F Residential Units	41樓 住宅單位
40/F Residential Units	40樓 住宅單位
39/F Residential Units	39樓 住宅單位
38/F Residential Units	38樓 住宅單位
37/F Residential Units	37樓 住宅單位
36/F Residential Units	36樓 住宅單位
35/F Residential Units	35樓 住宅單位
33/F Residential Units	33樓 住宅單位
32/F Residential Units	32樓 住宅單位
31/F Residential Units	31樓 住宅單位
Transfer Plate	轉換層
30/F Refuge Floor/Sky Garden	30樓 庇護層/空中花園
29/F Residential Units	29樓 住宅單位
28/F Residential Units	28樓 住宅單位
27/F Residential Units	27樓 住宅單位
26/F Residential Units	26樓 住宅單位
25/F Residential Units	25樓 住宅單位
23/F Residential Units	23樓 住宅單位
22/F Residential Units	22樓 住宅單位
21/F Residential Units	21樓 住宅單位
20/F Residential Units	20樓 住宅單位
19/F Residential Units	19樓 住宅單位
18/F Residential Units	18樓 住宅單位
17/F Residential Units	17樓 住宅單位
16/F Residential Units	16樓 住宅單位
15/F Residential Units	15樓 住宅單位
12/F Residential Units	12樓 住宅單位
11/F Residential Units	11樓 住宅單位
10/F Residential Units	10樓 住宅單位
9/F Residential Units	9樓 住宅單位
8/F Residential Units	8樓 住宅單位
7/F Residential Units	7樓 住宅單位
6/F Residential Units	6樓 住宅單位
5/F Residential Units	5樓 住宅單位



KEY PLAN
指示圖



----- Development Site Boundary
發展項目邊界線

1. The part of Po Yap Road adjacent to the building is 5.31 meters to 5.45 meters above the Hong Kong Principal Datum.
2. The part of Tong Tak Street adjacent to the building is 5.42 meters to 5.44 meters above the Hong Kong Principal Datum.
3. The part of emergency vehicular access (EVA) adjacent to the building is 6.60 meters and 26.00 meters above the Hong Kong Principal Datum.
4. The part of driveway adjacent to the building is 26.00 meters above the Hong Kong Principal Datum.
5. The part of Footbridge FB6 adjacent to the building is 14.43 meters and 17.75 meters above the Hong Kong Principal Datum.
6. Dotted line(- - -) denotes the level of the lowest residential floor.

1. 毗連建築物的一段寶邑路為香港主水平基準以上5.31米至5.45米。
2. 毗連建築物的一段唐德街為香港主水平基準以上5.42米至5.44米。
3. 毗連建築物的一段緊急車輛通道為香港主水平基準以上6.60米及26.00米。
4. 毗連建築物的一段行車通道為香港主水平基準以上26.00米。
5. 毗連建築物的一段行人天橋FB6為香港主水平基準以上14.43米及17.75米。
6. 虛線(- - -)代表最低住宅樓層水平。

LEGEND 圖例:

- Not included in this Phase
不包括在此期數

CROSS-SECTION PLAN OF BUILDING IN THE PHASE

期數中的建築物的橫截面圖

CROSS-SECTION PLAN B-B

橫截面圖 B-B

Tower T-2 (第 T-2 座)

Upper Roof 上層天台	Pump Rm. 泵房
Flat Roof 平台	R/F 天台 E&M Rm. 機電房
48/F Residential Units 48樓 住宅單位	
47/F Residential Units 47樓 住宅單位	
46/F Residential Units 46樓 住宅單位	
45/F Residential Units 45樓 住宅單位	
43/F Residential Units 43樓 住宅單位	
42/F Residential Units 42樓 住宅單位	
41/F Residential Units 41樓 住宅單位	
40/F Residential Units 40樓 住宅單位	
39/F Residential Units 39樓 住宅單位	
38/F Residential Units 38樓 住宅單位	
37/F Residential Units 37樓 住宅單位	
36/F Residential Units 36樓 住宅單位	
35/F Residential Units 35樓 住宅單位	
33/F Residential Units 33樓 住宅單位	
32/F Residential Units 32樓 住宅單位	
31/F Residential Units 31樓 住宅單位	
Transfer Plate 轉換層	

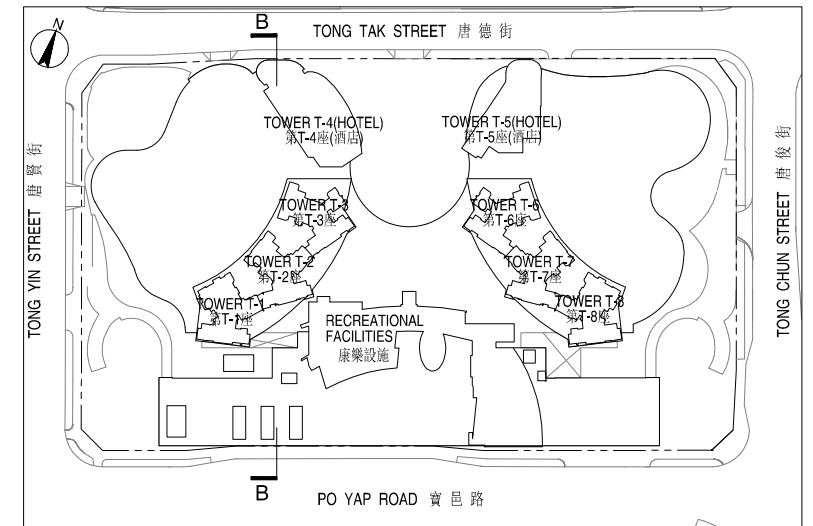
30/F Refuge Floor/ Sky Garden
30樓 庇護層/空中花園

29/F Residential Units 29樓 住宅單位	
28/F Residential Units 28樓 住宅單位	
27/F Residential Units 27樓 住宅單位	
26/F Residential Units 26樓 住宅單位	
25/F Residential Units 25樓 住宅單位	
23/F Residential Units 23樓 住宅單位	
22/F Residential Units 22樓 住宅單位	
21/F Residential Units 21樓 住宅單位	
20/F Residential Units 20樓 住宅單位	
19/F Residential Units 19樓 住宅單位	
18/F Residential Units 18樓 住宅單位	
17/F Residential Units 17樓 住宅單位	
16/F Residential Units 16樓 住宅單位	
15/F Residential Units 15樓 住宅單位	
12/F Residential Units 12樓 住宅單位	
11/F Residential Units 11樓 住宅單位	
10/F Residential Units 10樓 住宅單位	
9/F Residential Units 9樓 住宅單位	
8/F Residential Units 8樓 住宅單位	
7/F Residential Units 7樓 住宅單位	
6/F Residential Units 6樓 住宅單位	
5/F Residential Units 5樓 住宅單位	

Tower T-4 (Hotel)
第 T-4 座 (酒店)



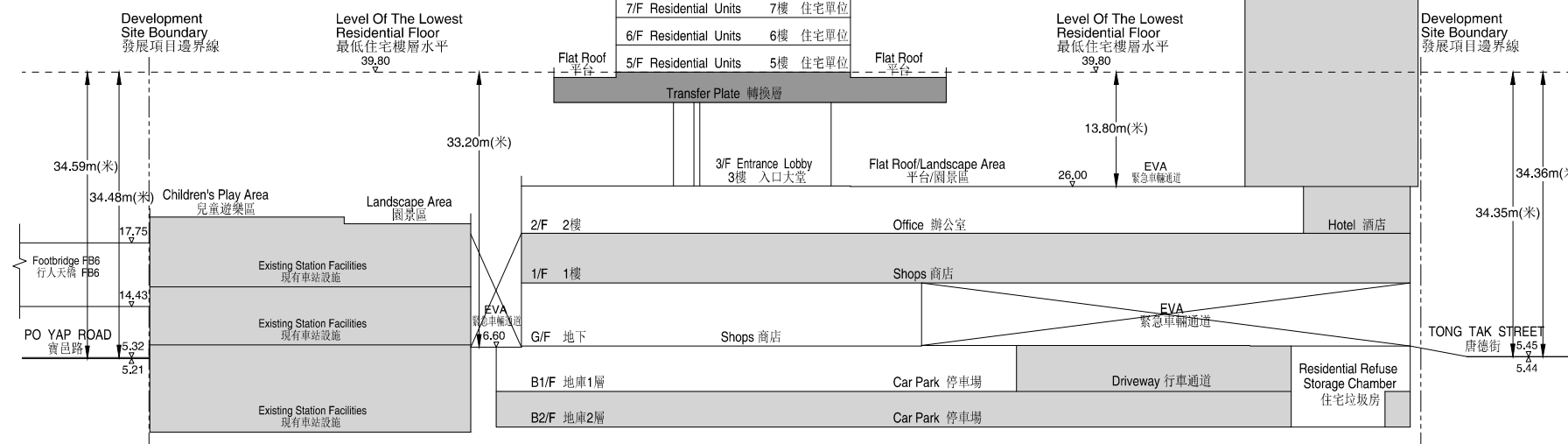
KEY PLAN
指示圖



----- Development Site Boundary
發展項目邊界線

1. The part of Po Yap Road adjacent to the building is 5.21 meters to 5.32 meters above the Hong Kong Principal Datum.
2. The part of Tong Tak Street adjacent to the building is 5.44 meters to 5.45 meters above the Hong Kong Principal Datum.
3. The part of emergency vehicular access (EVA) adjacent to the building is 6.60 meters and 26.00 meters above the Hong Kong Principal Datum.
4. The part of Footbridge FB6 adjacent to the building is 14.43 meters and 17.75 meters above the Hong Kong Principal Datum.
5. Dotted line(- - -) denotes the level of the lowest residential floor.

1. 毗連建築物的一段寶邑路為香港主水平基準以上5.21米至5.32米。
2. 毗連建築物的一段唐德街為香港主水平基準以上5.44米至5.45米。
3. 毗連建築物的一段緊急車輛通道為香港主水平基準以上6.60米及26.00米。
4. 毗連建築物的一段行人天橋FB6為香港主水平基準以上14.43米及17.75米。
5. 虛線(- - -)代表最低住宅樓層水平。

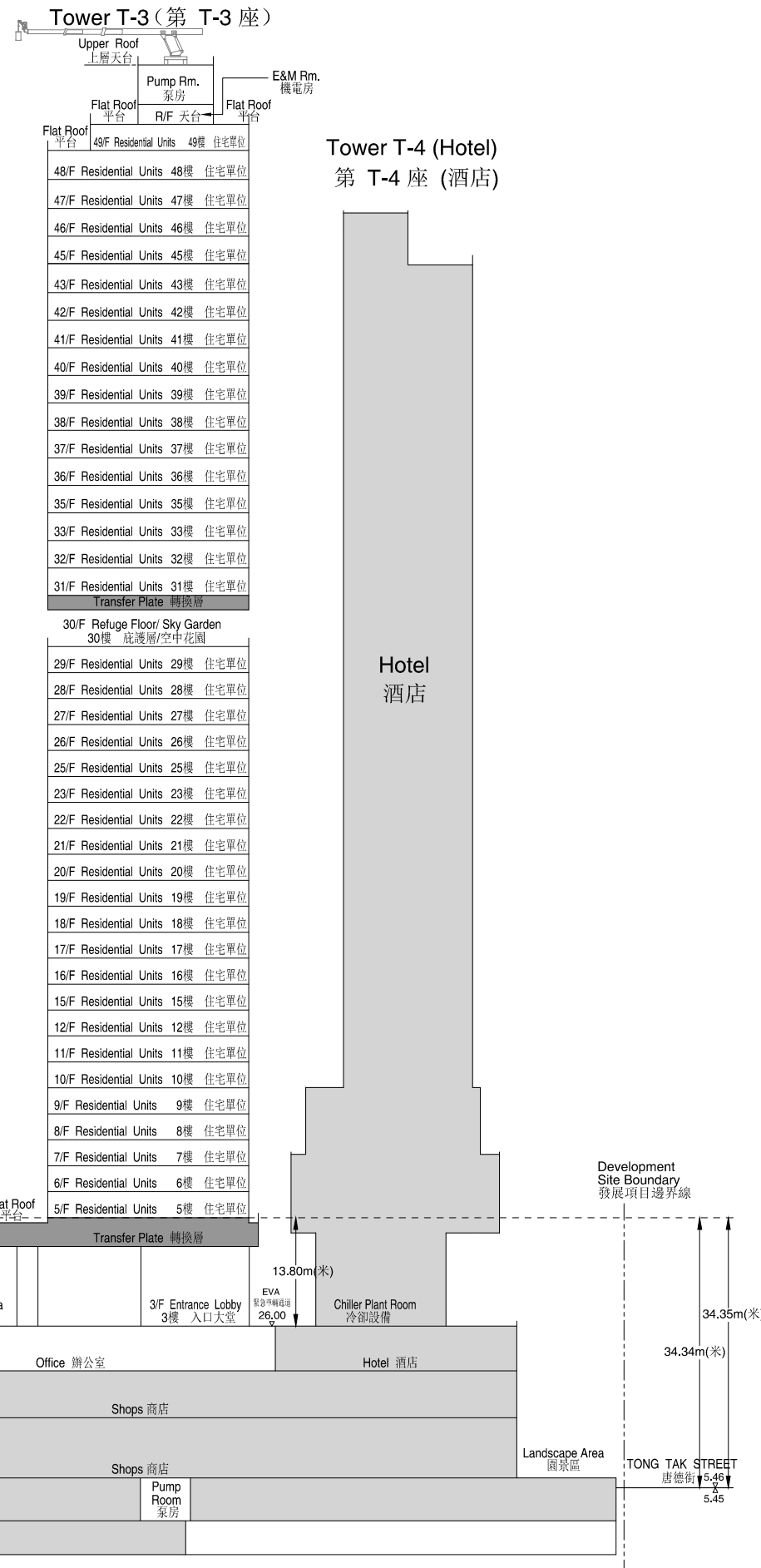


LEGEND 圖例:

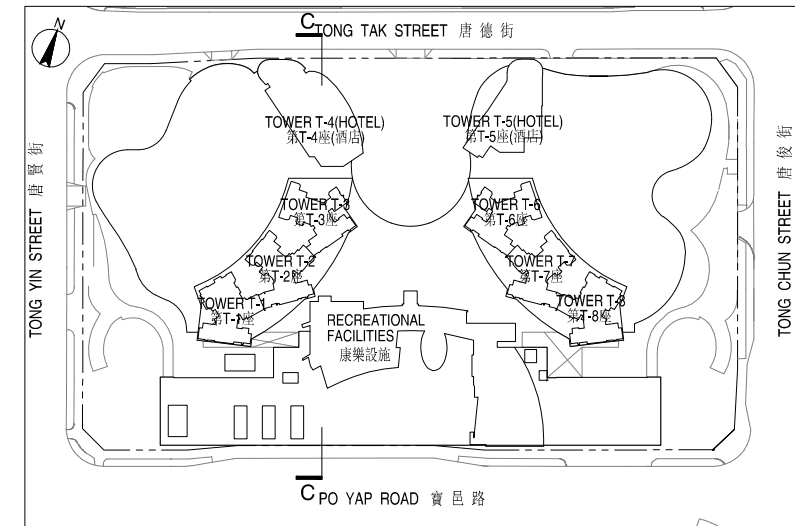
- Not included in this Phase
不包括在此期數

CROSS-SECTION PLAN OF BUILDING IN THE PHASE 期數中的建築物的橫截面圖

CROSS-SECTION PLAN C-C 橫截面圖 C-C



KEY PLAN
指示圖



----- Development Site Boundary
發展項目邊界線

1. The part of Po Yap Road adjacent to the building is 5.15 meters to 5.23 meters above the Hong Kong Principal Datum.
2. The part of Tong Tak Street adjacent to the building is 5.45 meters to 5.46 meters above the Hong Kong Principal Datum.
3. The part of emergency vehicular access (EVA) adjacent to the building is 26.00 meters above the Hong Kong Principal Datum.
4. The part of Footbridge FB6 adjacent to the building is 14.43 meters and 17.75 meters above the Hong Kong Principal Datum.
5. Dotted line(- - -) denotes the level of the lowest residential floor.

1. 毗連建築物的一段寶邑路為香港主水平基準以上5.15米至5.23米。
2. 毗連建築物的一段唐德街為香港主水平基準以上5.45米至5.46米。
3. 毗連建築物的一段緊急車輛通道為香港主水平基準以上26.00米。
4. 毗連建築物的一段行人天橋FB6為香港主水平基準以上14.43米及17.75米。
5. 虛線(- - -)代表最低住宅樓層水平。

LEGEND 圖例:

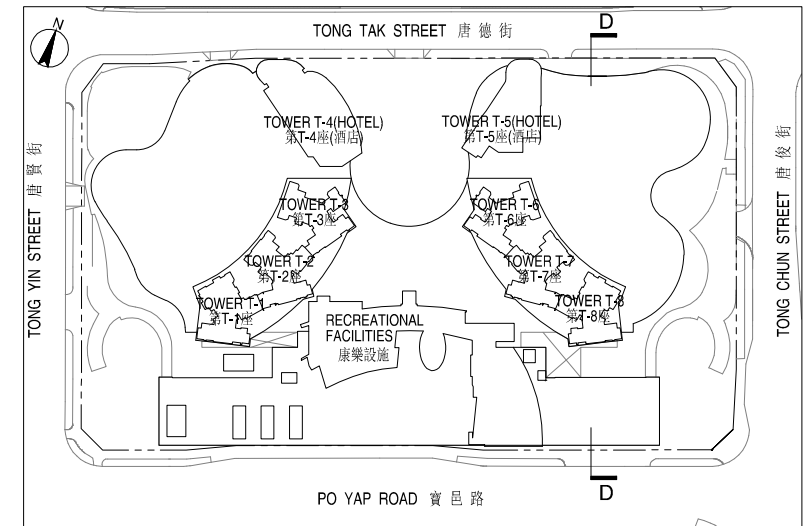
□ Not included in this Phase
不包括在此期數

CROSS-SECTION PLAN D-D
橫截面圖 D-D

Tower T-8 (第 T-8 座)

Upper Roof	Pump Rm.	E&M Rm.
Flat Roof	R/F	Flat Roof
46/F Residential Units	46樓 住宅單位	
45/F Residential Units	45樓 住宅單位	
43/F Residential Units	43樓 住宅單位	
42/F Residential Units	42樓 住宅單位	
41/F Residential Units	41樓 住宅單位	
40/F Residential Units	40樓 住宅單位	
39/F Residential Units	39樓 住宅單位	
38/F Residential Units	38樓 住宅單位	
37/F Residential Units	37樓 住宅單位	
36/F Residential Units	36樓 住宅單位	
35/F Residential Units	35樓 住宅單位	
33/F Residential Units	33樓 住宅單位	
32/F Residential Units	32樓 住宅單位	
31/F Residential Units	31樓 住宅單位	
Transfer Plate	轉換層	
30/F Refuge Floor/ Sky Garden	30樓 庇護層/空中花園	
29/F Residential Units	29樓 住宅單位	
28/F Residential Units	28樓 住宅單位	
27/F Residential Units	27樓 住宅單位	
26/F Residential Units	26樓 住宅單位	
25/F Residential Units	25樓 住宅單位	
23/F Residential Units	23樓 住宅單位	
22/F Residential Units	22樓 住宅單位	
21/F Residential Units	21樓 住宅單位	
20/F Residential Units	20樓 住宅單位	
19/F Residential Units	19樓 住宅單位	
18/F Residential Units	18樓 住宅單位	
17/F Residential Units	17樓 住宅單位	
16/F Residential Units	16樓 住宅單位	
15/F Residential Units	15樓 住宅單位	
12/F Residential Units	12樓 住宅單位	
11/F Residential Units	11樓 住宅單位	
10/F Residential Units	10樓 住宅單位	
9/F Residential Units	9樓 住宅單位	
8/F Residential Units	8樓 住宅單位	
7/F Residential Units	7樓 住宅單位	
6/F Residential Units	6樓 住宅單位	
5/F Residential Units	5樓 住宅單位	

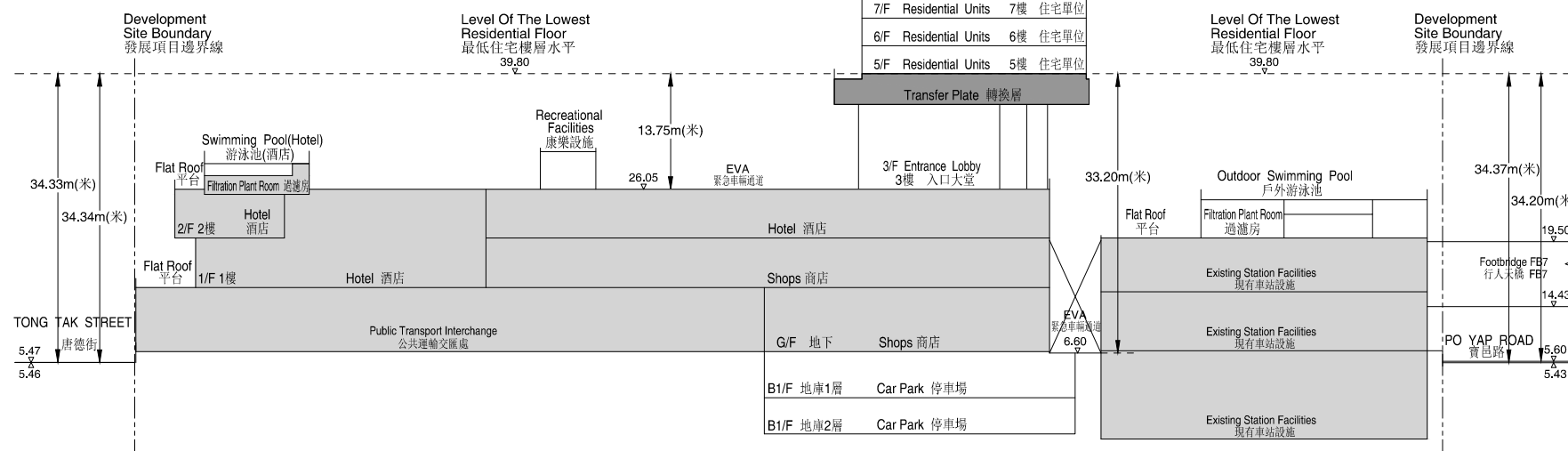
KEY PLAN
指示圖



----- Development Site Boundary
發展項目邊界線

1. The part of Po Yap Road adjacent to the building is 5.43 meters to 5.60 meters above the Hong Kong Principal Datum.
2. The part of Tong Tak Street adjacent to the building is 5.46 meters to 5.47 meters above the Hong Kong Principal Datum.
3. The part of emergency vehicular access (EVA) adjacent to the building is 6.60 meters and 26.05 meters above the Hong Kong Principal Datum.
4. The part of Footbridge FB7 adjacent to the building is 14.43 meters and 19.50 meters above the Hong Kong Principal Datum.
5. Dotted line(- - -) denotes the level of the lowest residential floor.

1. 毗連建築物的一段寶邑路為香港主水平基準以上5.43米至5.60米。
2. 毗連建築物的一段唐德街為香港主水平基準以上5.46米至5.47米。
3. 毗連建築物的一段緊急車輛通道為香港主水平基準以上6.60米及26.05米。
4. 毗連建築物的一段行人天橋FB7為香港主水平基準以上14.43米及19.50米。
5. 虛線(- - -)代表最低住宅樓層水平。



LEGEND 圖例:

■ Not included in this Phase
不包括在此期數

CROSS-SECTION PLAN OF BUILDING IN THE PHASE

期數中的建築物的橫截面圖


CROSS-SECTION PLAN E-E

橫截面圖 E-E

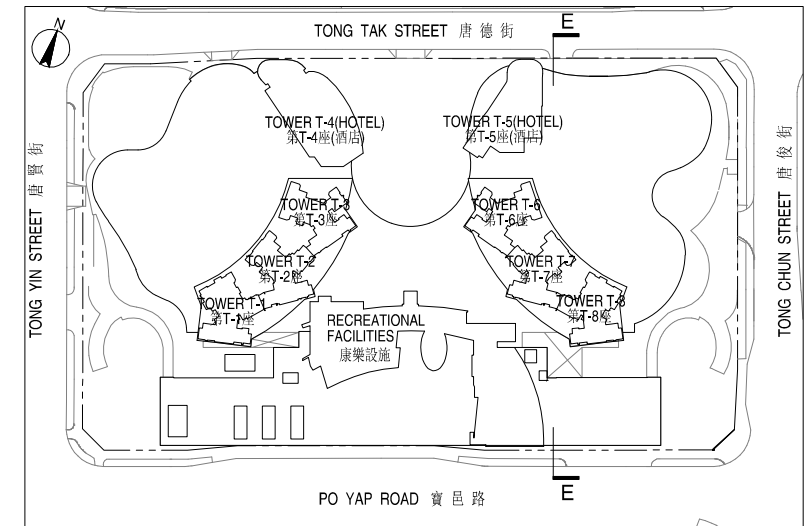
Tower T-7 (第 T-7 座)

Upper Roof 上層天台	
Pump Rm. 泵房	Flat Roof 平台
R/F 天台	E&M Rm. 機電房
48/F Residential Units	48樓 住宅單位
47/F Residential Units	47樓 住宅單位
46/F Residential Units	46樓 住宅單位
45/F Residential Units	45樓 住宅單位
43/F Residential Units	43樓 住宅單位
42/F Residential Units	42樓 住宅單位
41/F Residential Units	41樓 住宅單位
40/F Residential Units	40樓 住宅單位
39/F Residential Units	39樓 住宅單位
38/F Residential Units	38樓 住宅單位
37/F Residential Units	37樓 住宅單位
36/F Residential Units	36樓 住宅單位
35/F Residential Units	35樓 住宅單位
33/F Residential Units	33樓 住宅單位
32/F Residential Units	32樓 住宅單位
31/F Residential Units	31樓 住宅單位
Transfer Plate 轉換層	

30/F Refuge Floor/ Sky Garden 30樓 庇護層/空中花園	
29/F Residential Units	29樓 住宅單位
28/F Residential Units	28樓 住宅單位
27/F Residential Units	27樓 住宅單位
26/F Residential Units	26樓 住宅單位
25/F Residential Units	25樓 住宅單位
23/F Residential Units	23樓 住宅單位
22/F Residential Units	22樓 住宅單位
21/F Residential Units	21樓 住宅單位
20/F Residential Units	20樓 住宅單位
19/F Residential Units	19樓 住宅單位
18/F Residential Units	18樓 住宅單位
17/F Residential Units	17樓 住宅單位
16/F Residential Units	16樓 住宅單位
15/F Residential Units	15樓 住宅單位
12/F Residential Units	12樓 住宅單位
11/F Residential Units	11樓 住宅單位
10/F Residential Units	10樓 住宅單位
9/F Residential Units	9樓 住宅單位
8/F Residential Units	8樓 住宅單位
7/F Residential Units	7樓 住宅單位
6/F Residential Units	6樓 住宅單位
5/F Residential Units	5樓 住宅單位



KEY PLAN
指示圖



Development Site Boundary
發展項目邊界線

- The part of Po Yap Road adjacent to the building is 5.29 meters to 5.44 meters above the Hong Kong Principal Datum.
- The part of Tong Tak Street adjacent to the building is 5.47 meters above the Hong Kong Principal Datum.
- The part of emergency vehicular access (EVA) adjacent to the building is 6.60 meters and 26.05 meters above the Hong Kong Principal Datum.
- The part of Footbridge FB7 adjacent to the building is 14.43 meters and 19.50 meters above the Hong Kong Principal Datum.
- Dotted line(- -) denotes the level of the lowest residential floor.

- 毗連建築物的一段寶邑路為香港主水平基準以上5.29米至5.44米。
- 毗連建築物的一段唐德街為香港主水平基準以上5.47米。
- 毗連建築物的一段緊急車輛通道為香港主水平基準以上6.60米及26.05米。
- 毗連建築物的一段行人天橋FB7為香港主水平基準以上14.43米及19.50米。
- 虛線(- -)代表最低住宅樓層水平。

LEGEND 圖例:

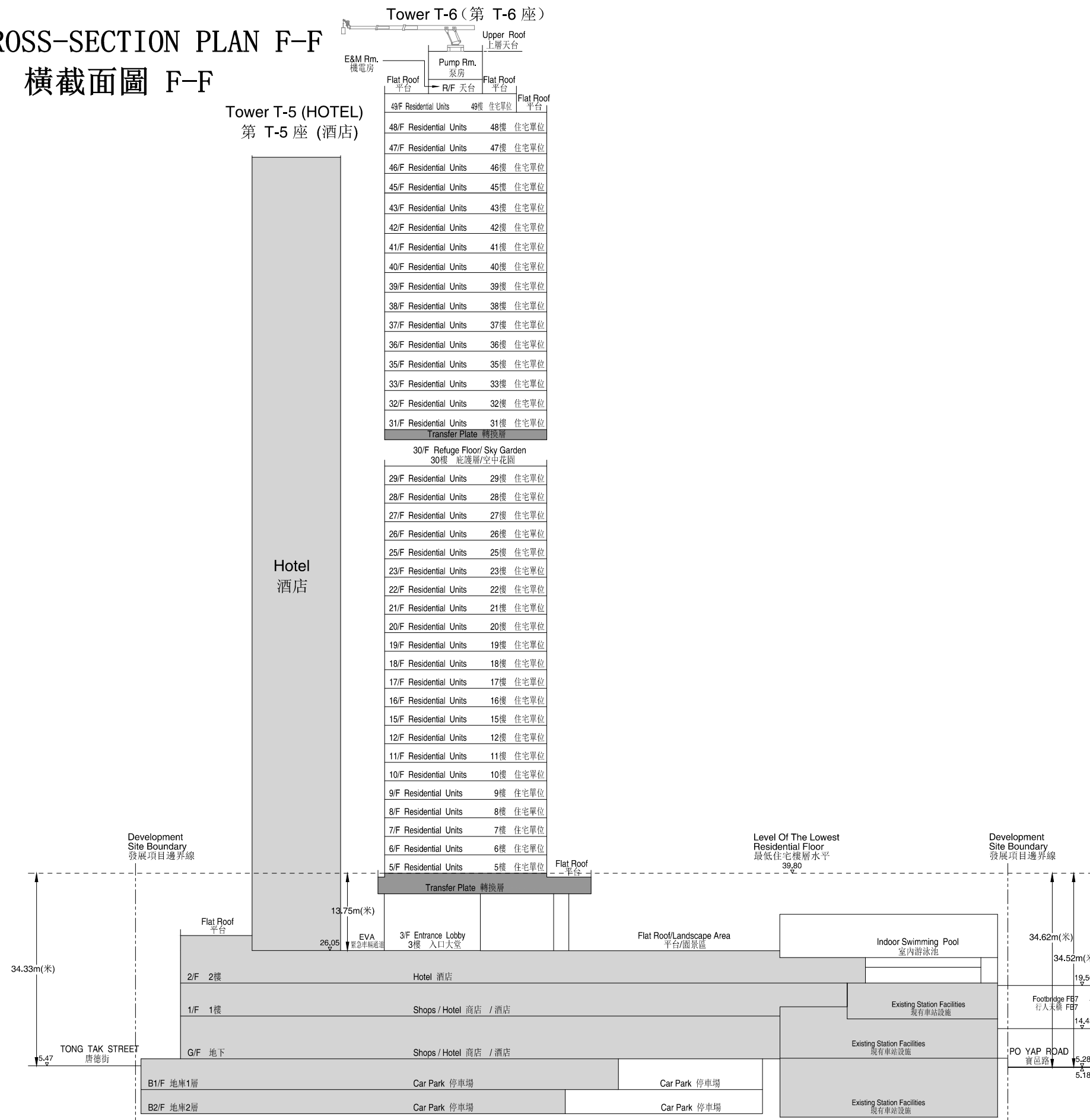
Not included in this Phase
不包括在此期數

CROSS-SECTION PLAN OF BUILDING IN THE PHASE

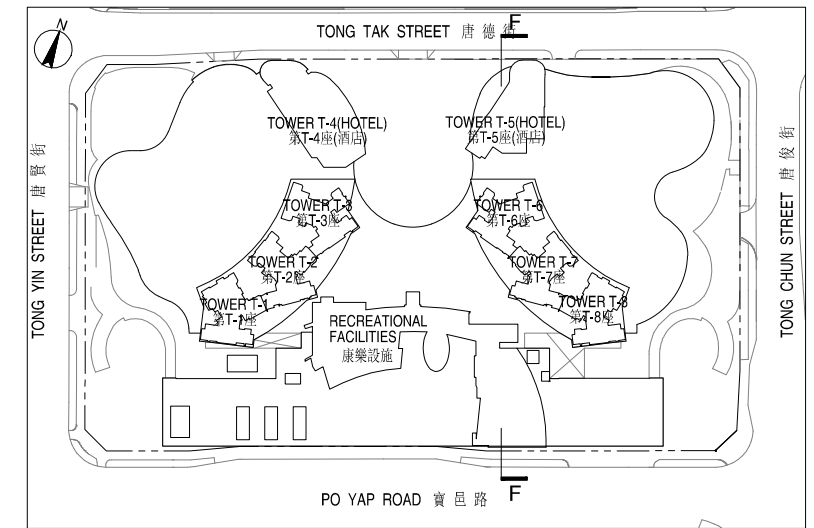
期數中的建築物的橫截面圖

CROSS-SECTION PLAN F-F

橫截面圖 F-F



KEY PLAN 指示圖



Development Site Boundary 發展項目邊界線

1. The part of Po Yap Road adjacent to the building is 5.18 meters to 5.28 meters above the Hong Kong Principal Datum.
2. The part of Tong Tak Street adjacent to the building is 5.47 meters above the Hong Kong Principal Datum.
3. The part of emergency vehicular access (EVA) adjacent to the building is 26.05 meters above the Hong Kong Principal Datum.
4. The part of Footbridge FB7 adjacent to the building is 14.43 meters and 19.50 meters above the Hong Kong Principal Datum.
5. Dotted line(- - -) denotes the level of the lowest residential floor.

1. 毗連建築物的一段寶邑路為香港主水平基準以上5.18米至5.28米。
2. 毗連建築物的一段唐德街為香港主水平基準以上5.47米。
3. 毗連建築物的一段緊急車輛通道為香港主水平基準以上26.05米。
4. 毗連建築物的一段行人天橋FB7為香港主水平基準以上14.43米及19.50米。
5. 虛線(- - -)代表最低住宅樓層水平。

LEGEND 圖例:

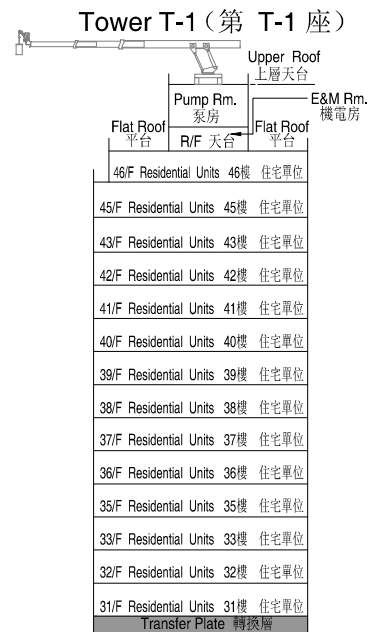
Not included in this Phase
不包括在此期數

CROSS-SECTION PLAN OF BUILDING IN THE PHASE

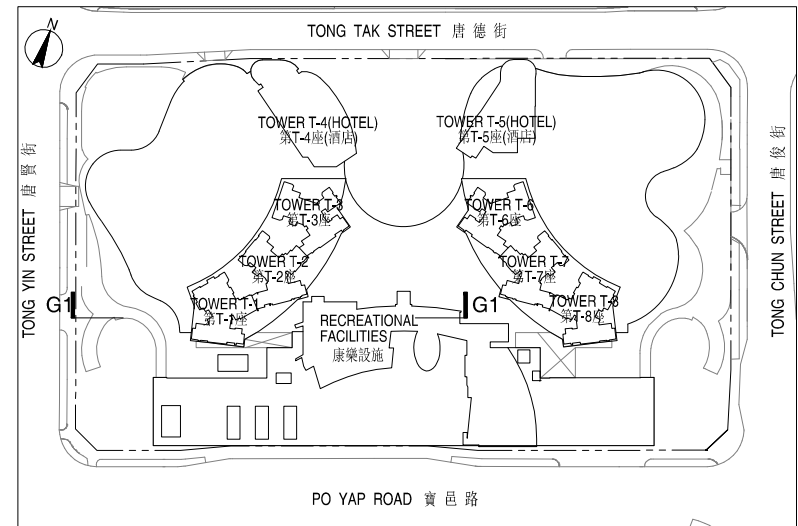
期數中的建築物的橫截面圖

CROSS-SECTION PLAN G1-G1

橫截面圖 G1-G1



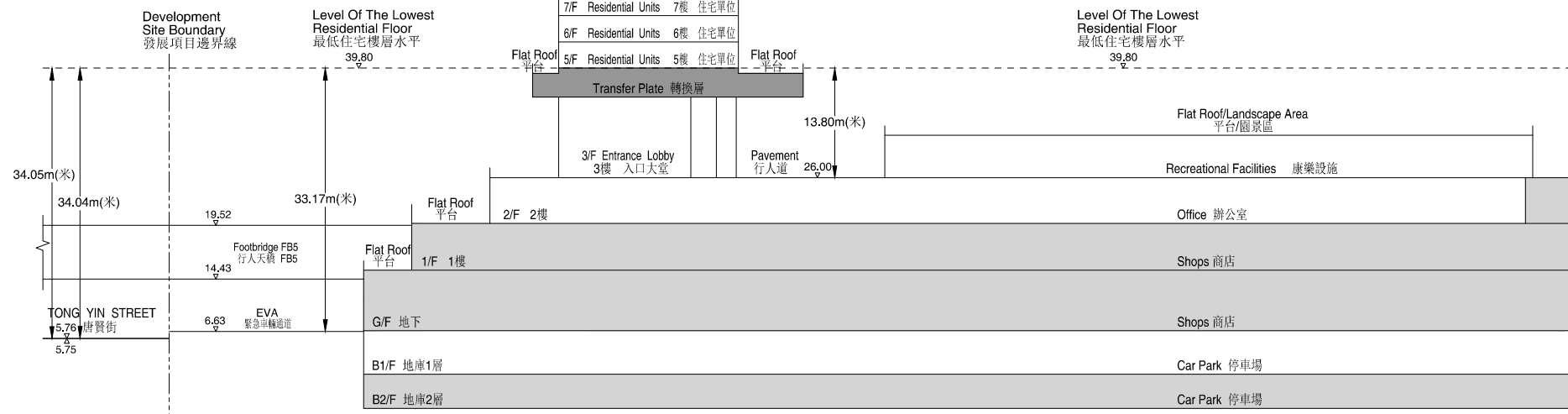
KEY PLAN
指示圖



----- Development Site Boundary
發展項目邊界線

1. The part of Tong Yin Street adjacent to the building is 5.75 meters to 5.76 meters above the Hong Kong Principal Datum.
2. The part of emergency vehicular access (EVA) adjacent to the building is 6.63 meters above the Hong Kong Principal Datum.
3. The part of pavement adjacent to the building is 26.00 meters above the Hong Kong Principal Datum.
4. The part of Footbridge FB5 adjacent to the building is 14.43 meters and 19.52 meters above the Hong Kong Principal Datum.
5. Dotted line(- - -) denotes the level of the lowest residential floor.

1. 毗連建築物的一段唐賢街為香港主水平基準以上5.75米至5.76米。
2. 毗連建築物的一段緊急車輛通道為香港主水平基準以上6.63米。
3. 毗連建築物的一段行人道為香港主水平基準以上26.00米。
4. 毗連建築物的一段行人天橋FB5為香港主水平基準以上14.43米及19.52米。
5. 虛線(- - -)代表最低住宅樓層水平。



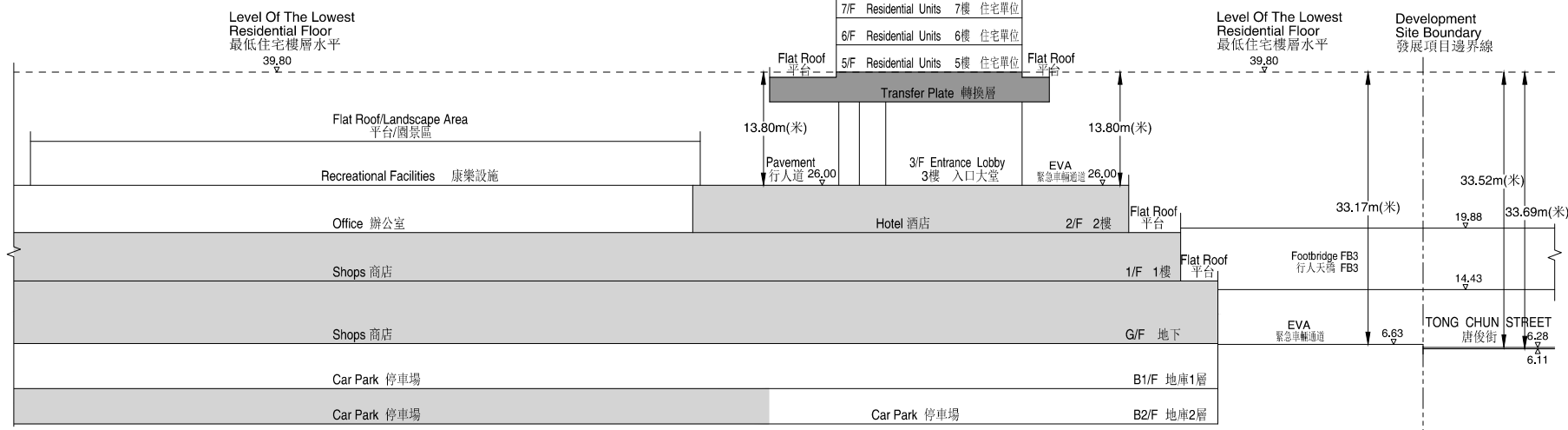
LEGEND 圖例:

Not included in this Phase
不包括在此期數

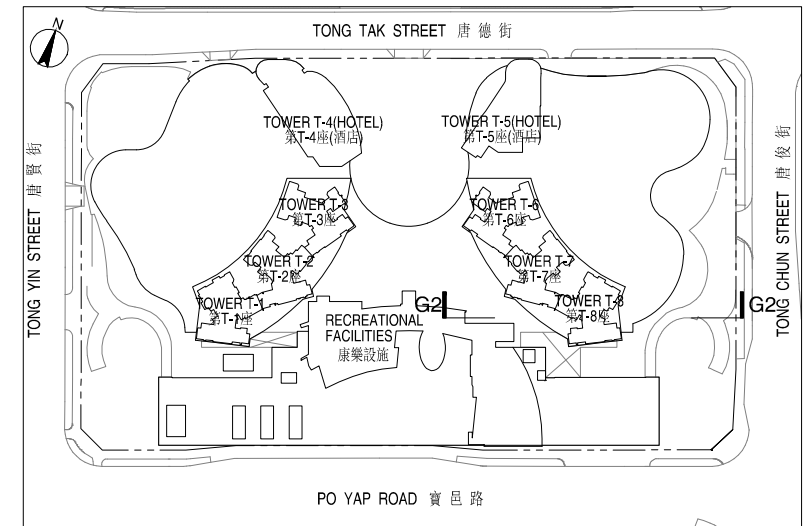
CROSS-SECTION PLAN G2-G2
橫截面圖 G2-G2

Tower T-8 (第 T-8 座)

Upper Roof 上層天台	E&M Rm. 機電房
Pump Rm. 泵房	R/F 天台
Flat Roof 平台	Flat Roof 平台
46/F Residential Units 46樓 住宅單位	
45/F Residential Units 45樓 住宅單位	
43/F Residential Units 43樓 住宅單位	
42/F Residential Units 42樓 住宅單位	
41/F Residential Units 41樓 住宅單位	
40/F Residential Units 40樓 住宅單位	
39/F Residential Units 39樓 住宅單位	
38/F Residential Units 38樓 住宅單位	
37/F Residential Units 37樓 住宅單位	
36/F Residential Units 36樓 住宅單位	
35/F Residential Units 35樓 住宅單位	
33/F Residential Units 33樓 住宅單位	
32/F Residential Units 32樓 住宅單位	
31/F Residential Units 31樓 住宅單位	
Transfer Plate 轉換層	
30/F Refuge Floor/ Sky Garden 30樓 庇護層/空中花園	
29/F Residential Units 29樓 住宅單位	
28/F Residential Units 28樓 住宅單位	
27/F Residential Units 27樓 住宅單位	
26/F Residential Units 26樓 住宅單位	
25/F Residential Units 25樓 住宅單位	
23/F Residential Units 23樓 住宅單位	
22/F Residential Units 22樓 住宅單位	
21/F Residential Units 21樓 住宅單位	
20/F Residential Units 20樓 住宅單位	
19/F Residential Units 19樓 住宅單位	
18/F Residential Units 18樓 住宅單位	
17/F Residential Units 17樓 住宅單位	
16/F Residential Units 16樓 住宅單位	
15/F Residential Units 15樓 住宅單位	
12/F Residential Units 12樓 住宅單位	
11/F Residential Units 11樓 住宅單位	
10/F Residential Units 10樓 住宅單位	
9/F Residential Units 9樓 住宅單位	
8/F Residential Units 8樓 住宅單位	
7/F Residential Units 7樓 住宅單位	
6/F Residential Units 6樓 住宅單位	
5/F Residential Units 5樓 住宅單位	



KEY PLAN
指示圖



----- Development Site Boundary
發展項目邊界線

1. The part of Tong Chun Street adjacent to the building is 6.11 meters to 6.28 meters above the Hong Kong Principal Datum.
2. The part of emergency vehicular access (EVA) adjacent to the building is 6.63 meters and 26.00 meters above the Hong Kong Principal Datum.
3. The part of pavement adjacent to the building is 26.00 meters above the Hong Kong Principal Datum.
4. The part of Footbridge FB3 adjacent to the building is 14.43 meters and 19.88 meters above the Hong Kong Principal Datum.
5. Dotted line(- - -) denotes the level of the lowest residential floor.

1. 毗連建築物的一段唐俊街為香港主水平基準以上6.11米至6.28米。
2. 毗連建築物的一段緊急車輛通道為香港主水平基準以上6.63米及26.00米。
3. 毗連建築物的一段行人道為香港主水平基準以上26.00米。
4. 毗連建築物的一段行人天橋FB3為香港主水平基準以上14.43米及19.88米。
5. 虛線(- - -)代表最低住宅樓層水平。

LEGEND 圖例:

■ Not included in this Phase
不包括在此期數

CROSS-SECTION PLAN OF BUILDING IN THE PHASE

期數中的建築物的橫截面圖

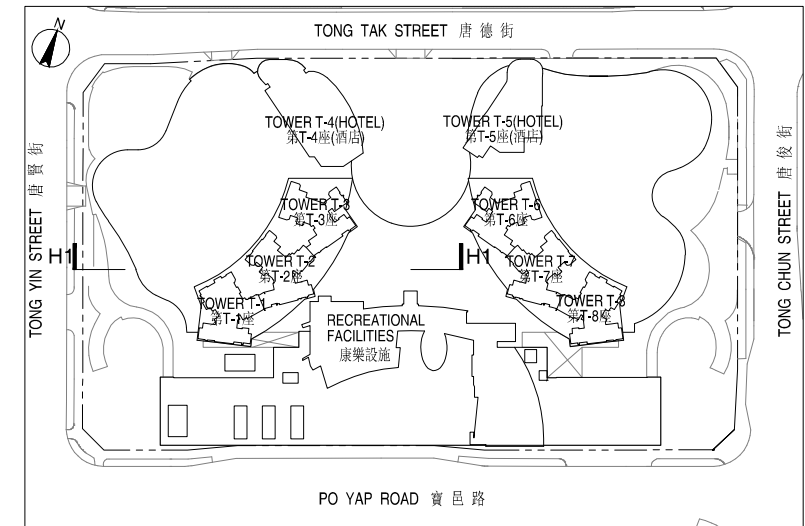
CROSS-SECTION PLAN H1-H1

橫截面圖 H1-H1

Tower T-2 (第 T-2 座)

Upper Roof 上層天台	
Pump Rm. 泵房	Flat Roof 平台
R/F 天台 E&M Rm. 機電房	Flat Roof 平台
48/F Residential Units 48樓 住宅單位	
47/F Residential Units 47樓 住宅單位	
46/F Residential Units 46樓 住宅單位	
45/F Residential Units 45樓 住宅單位	
43/F Residential Units 43樓 住宅單位	
42/F Residential Units 42樓 住宅單位	
41/F Residential Units 41樓 住宅單位	
40/F Residential Units 40樓 住宅單位	
39/F Residential Units 39樓 住宅單位	
38/F Residential Units 38樓 住宅單位	
37/F Residential Units 37樓 住宅單位	
36/F Residential Units 36樓 住宅單位	
35/F Residential Units 35樓 住宅單位	
33/F Residential Units 33樓 住宅單位	
32/F Residential Units 32樓 住宅單位	
31/F Residential Units 31樓 住宅單位	
Transfer Plate 轉換層	
30/F Refuge Floor/ Sky Garden 30樓 庇護層/空中花園	
29/F Residential Units 29樓 住宅單位	
28/F Residential Units 28樓 住宅單位	
27/F Residential Units 27樓 住宅單位	
26/F Residential Units 26樓 住宅單位	
25/F Residential Units 25樓 住宅單位	
23/F Residential Units 23樓 住宅單位	
22/F Residential Units 22樓 住宅單位	
21/F Residential Units 21樓 住宅單位	
20/F Residential Units 20樓 住宅單位	
19/F Residential Units 19樓 住宅單位	
18/F Residential Units 18樓 住宅單位	
17/F Residential Units 17樓 住宅單位	
16/F Residential Units 16樓 住宅單位	
15/F Residential Units 15樓 住宅單位	
12/F Residential Units 12樓 住宅單位	
11/F Residential Units 11樓 住宅單位	
10/F Residential Units 10樓 住宅單位	
9/F Residential Units 9樓 住宅單位	
8/F Residential Units 8樓 住宅單位	
7/F Residential Units 7樓 住宅單位	
6/F Residential Units 6樓 住宅單位	
5/F Residential Units 5樓 住宅單位	
Flat Roof 平台	
Transfer Plate 轉換層	
Flat Roof 平台	
3/F Entrance Lobby 3樓 入口大堂	Flat Roof/Landscape Area 平台/園景區
2/F 2樓	Office 辦公室
1/F 1樓	Shops 商店
G/F 地下	Shops 商店
B1/F 地庫1層	Car Park 停車場
B2/F 地庫2層	Car Park 停車場

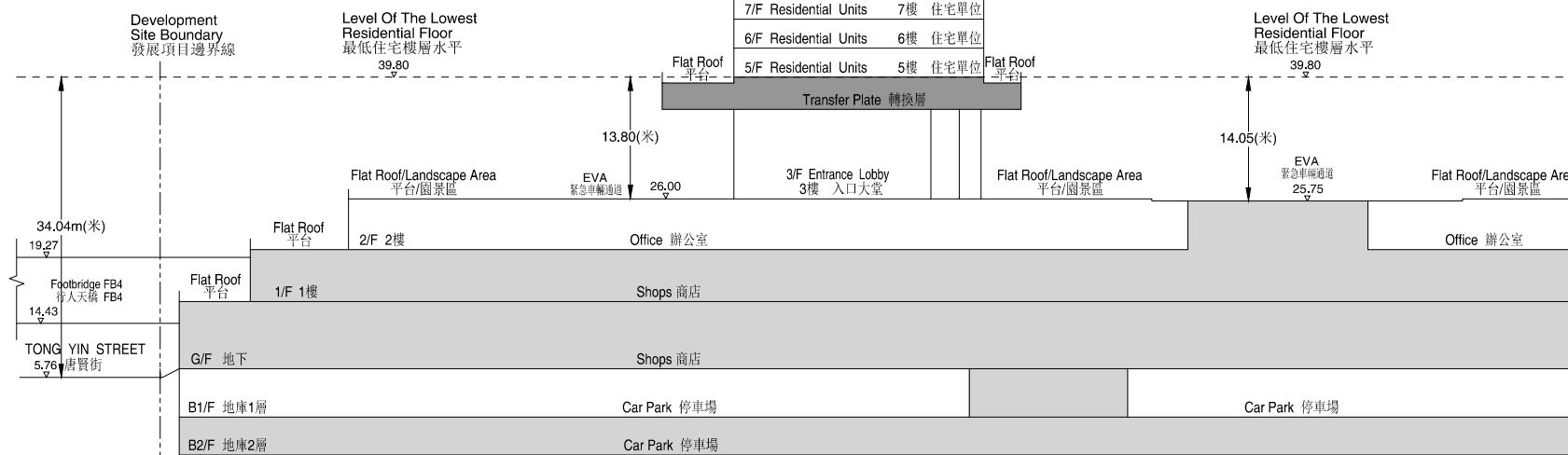
KEY PLAN
指示圖



----- Development Site Boundary
發展項目邊界線

1. The part of Tong Yin Street adjacent to the building is 5.76 meters above the Hong Kong Principal Datum.
2. The part of emergency vehicular access (EVA) adjacent to the building is 25.75 meters and 26.00 meters above the Hong Kong Principal Datum.
3. The part of Footbridge FB4 adjacent to the building is 14.43 meters and 19.27 meters above the Hong Kong Principal Datum.
4. Dotted line(- - -) denotes the level of the lowest residential floor.

1. 毗連建築物的一段唐賢街為香港主水平基準以上5.76米。
2. 毗連建築物的一段緊急車輛通道為香港主水平基準以上25.75米及26.00米。
3. 毗連建築物的一段行人天橋FB4為香港主水平基準以上14.43米及19.27米。
4. 虛線(- - -)代表最低住宅樓層水平。



LEGEND 圖例:

■ Not included in this Phase
不包括在此期數

CROSS-SECTION PLAN OF BUILDING IN THE PHASE

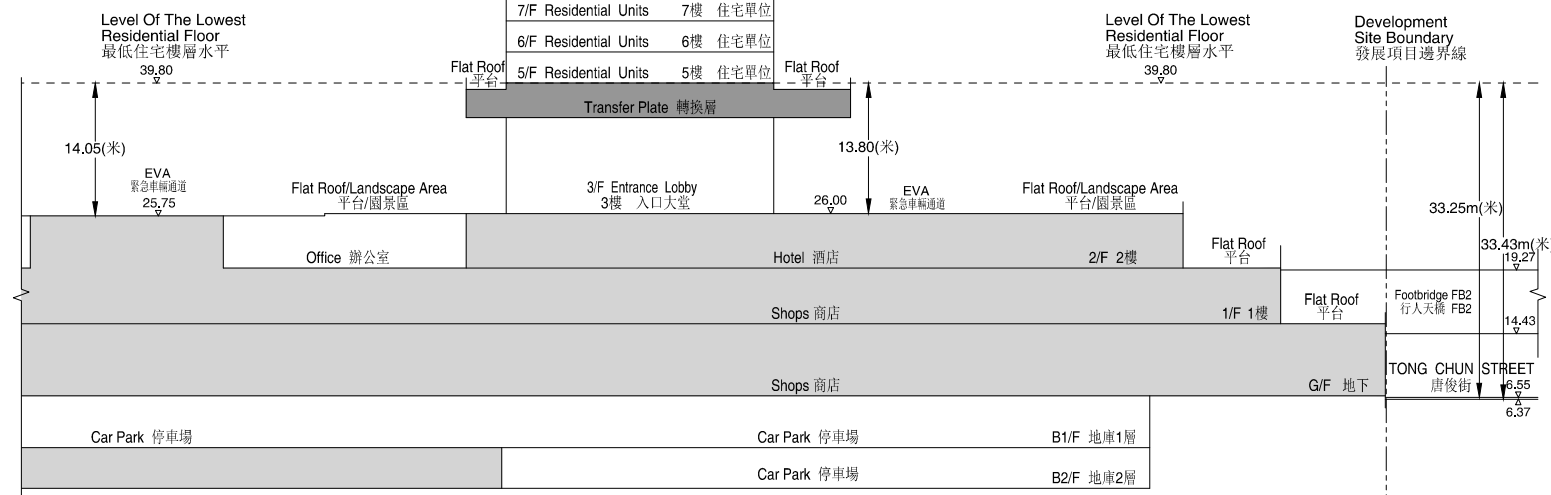
期數中的建築物的橫截面圖

CROSS-SECTION PLAN H2-H2

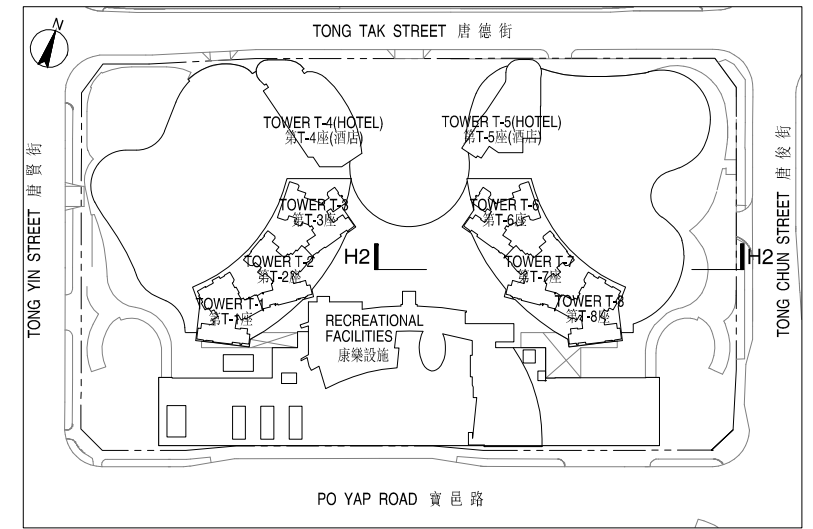
橫截面圖 H2-H2

Tower T-7 (第 T-7 座)

Upper Roof	Pump Rm.
Flat Roof	R/F 天台 E&M Rm. 機電房
48/F Residential Units	48樓 住宅單位
47/F Residential Units	47樓 住宅單位
46/F Residential Units	46樓 住宅單位
45/F Residential Units	45樓 住宅單位
43/F Residential Units	43樓 住宅單位
42/F Residential Units	42樓 住宅單位
41/F Residential Units	41樓 住宅單位
40/F Residential Units	40樓 住宅單位
39/F Residential Units	39樓 住宅單位
38/F Residential Units	38樓 住宅單位
37/F Residential Units	37樓 住宅單位
36/F Residential Units	36樓 住宅單位
35/F Residential Units	35樓 住宅單位
33/F Residential Units	33樓 住宅單位
32/F Residential Units	32樓 住宅單位
31/F Residential Units	31樓 住宅單位
Transfer Plate	轉換層
30/F Refuge Floor/ Sky Garden	30樓 庇護層/空中花園
29/F Residential Units	29樓 住宅單位
28/F Residential Units	28樓 住宅單位
27/F Residential Units	27樓 住宅單位
26/F Residential Units	26樓 住宅單位
25/F Residential Units	25樓 住宅單位
23/F Residential Units	23樓 住宅單位
22/F Residential Units	22樓 住宅單位
21/F Residential Units	21樓 住宅單位
20/F Residential Units	20樓 住宅單位
19/F Residential Units	19樓 住宅單位
18/F Residential Units	18樓 住宅單位
17/F Residential Units	17樓 住宅單位
16/F Residential Units	16樓 住宅單位
15/F Residential Units	15樓 住宅單位
12/F Residential Units	12樓 住宅單位
11/F Residential Units	11樓 住宅單位
10/F Residential Units	10樓 住宅單位
9/F Residential Units	9樓 住宅單位
8/F Residential Units	8樓 住宅單位
7/F Residential Units	7樓 住宅單位
6/F Residential Units	6樓 住宅單位
5/F Residential Units	5樓 住宅單位



KEY PLAN 指示圖



Development Site Boundary 發展項目邊界線

1. The part of Tong Chun Street adjacent to the building is 6.37 meters to 6.55 meters above the Hong Kong Principal Datum.
2. The part of emergency vehicular access (EVA) adjacent to the building is 25.75 meters and 26.00 meters above the Hong Kong Principal Datum.
3. The part of Footbridge FB2 adjacent to the building is 14.43 meters and 19.27 meters above the Hong Kong Principal Datum.
4. Dotted line(- - -) denotes the level of the lowest residential floor.

1. 毗連建築物的一段唐俊街為香港主水平基準以上6.37米至6.55米。
2. 毗連建築物的一段緊急車輛通道為香港主水平基準以上25.75米及26.00米。
3. 毗連建築物的一段行人天橋FB2為香港主水平基準以上14.43米及19.27米。
4. 虛線(- - -)代表最低住宅樓層水平。

LEGEND 圖例:

Not included in this Phase 不包括在此期數

CROSS-SECTION PLAN OF BUILDING IN THE PHASE

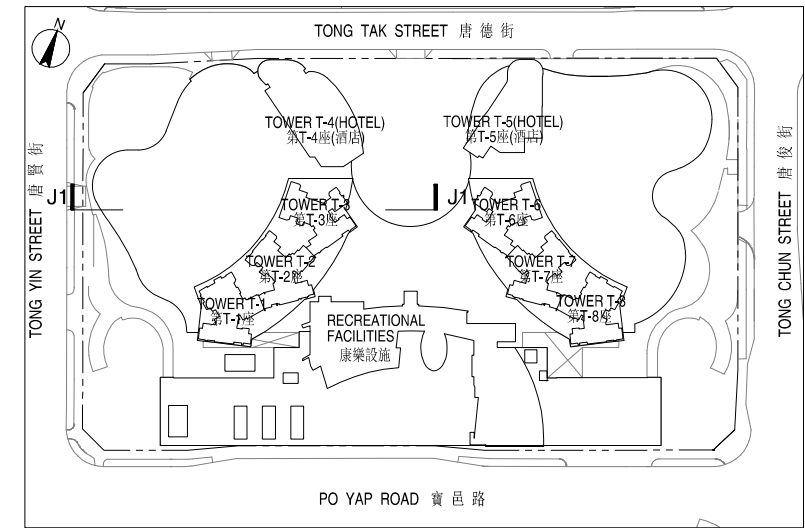
期數中的建築物的橫截面圖

CROSS-SECTION PLAN J1-J1

橫截面圖 J1-J1



KEY PLAN
指示圖



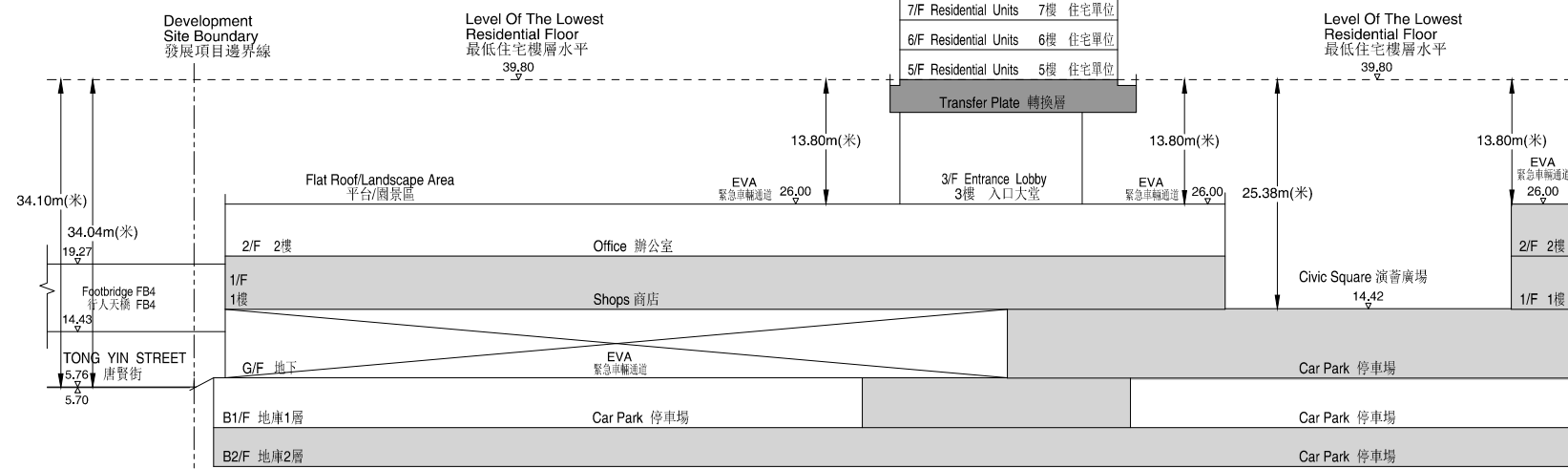
----- Development Site Boundary
發展項目邊界線

1. The part of Tong Yin Street adjacent to the building is 5.70 meters to 5.76 meters above the Hong Kong Principal Datum.
2. The part of emergency vehicular access (EVA) adjacent to the building is 26.00 meters above the Hong Kong Principal Datum.
3. The part of Civic Square adjacent to the building is 14.42 meters above the Hong Kong Principal Datum.
4. The part of Footbridge FB4 adjacent to the building is 14.43 meters and 19.27 meters above the Hong Kong Principal Datum.
5. Dotted line(- - -) denotes the level of the lowest residential floor.

1. 毗連建築物的一段唐賢街為香港主水平基準以上5.70米至5.76米。
2. 毗連建築物的一段緊急車輛通道為香港主水平基準以上26.00米。
3. 毗連建築物的一段演藝廣場為香港主水平基準以上14.42米。
4. 毗連建築物的一段行人天橋FB4為香港主水平基準以上14.43米及19.27米。
5. 虛線(- - -)代表最低住宅樓層水平。

LEGEND 圖例:

Not included in this Phase
不包括在此期數




CROSS-SECTION PLAN OF BUILDING IN THE PHASE

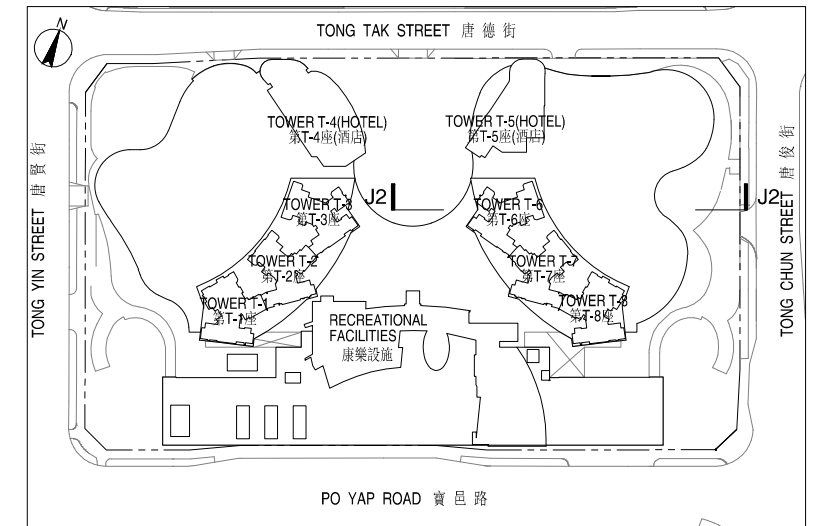
期數中的建築物的橫截面圖

CROSS-SECTION PLAN J2-J2

橫截面圖 J2-J2



KEY PLAN 指示圖



Development Site Boundary 發展項目邊界線


1. The part of Tong Chun Street adjacent to the building is 6.32 meters to 6.49 meters above the Hong Kong Principal Datum.
2. The part of emergency vehicular access (EVA) adjacent to the building is 26.00 meters above the Hong Kong Principal Datum.
3. The part of Civic Square adjacent to the building is 14.42 meters above the Hong Kong Principal Datum.
4. The part of Footbridge FB2 adjacent to the building is 14.43 meters and 19.27 meters above the Hong Kong Principal Datum.
5. Dotted line(- - -) denotes the level of the lowest residential floor.

1. 毗連建築物的一段唐俊街為香港主水平基準以上6.32米至6.49米。
2. 毗連建築物的一段緊急車輛通道為香港主水平基準以上26.00米。
3. 毗連建築物的一段演藝廣場為香港主水平基準以上14.42米。
4. 毗連建築物的一段行人天橋FB2為香港主水平基準以上14.43米及19.27米。
5. 虛線(- - -)代表最低住宅樓層水平。


LEGEND 圖例:

- Not included in this Phase 不包括在此期數

ELEVATION PLAN
立面圖

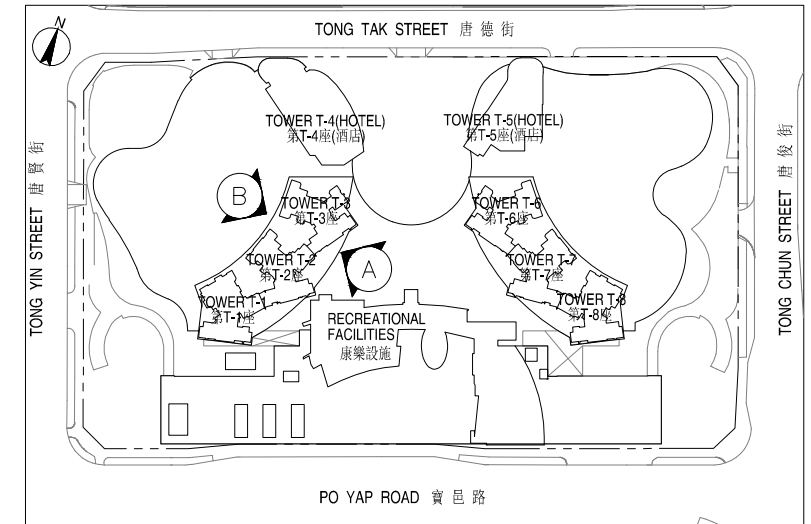


ELEVATION A
立面圖 A



ELEVATION B
立面圖 B

KEY PLAN
指示圖



----- Development Site Boundary
發展項目邊界線

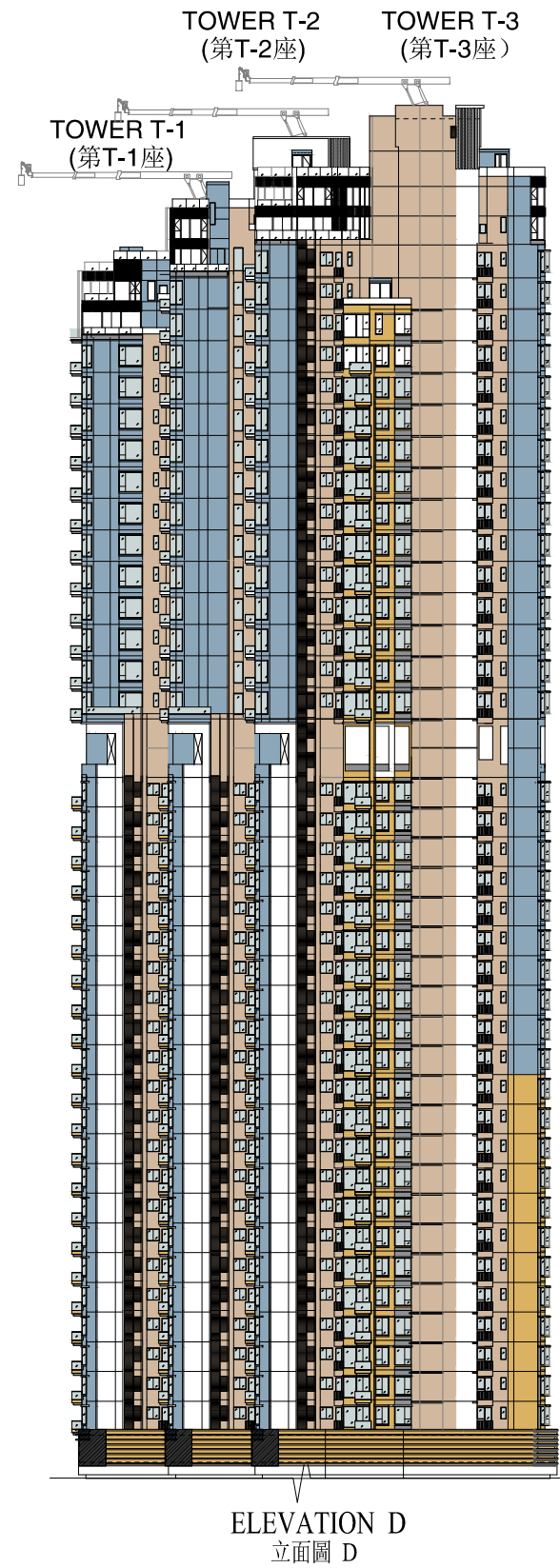
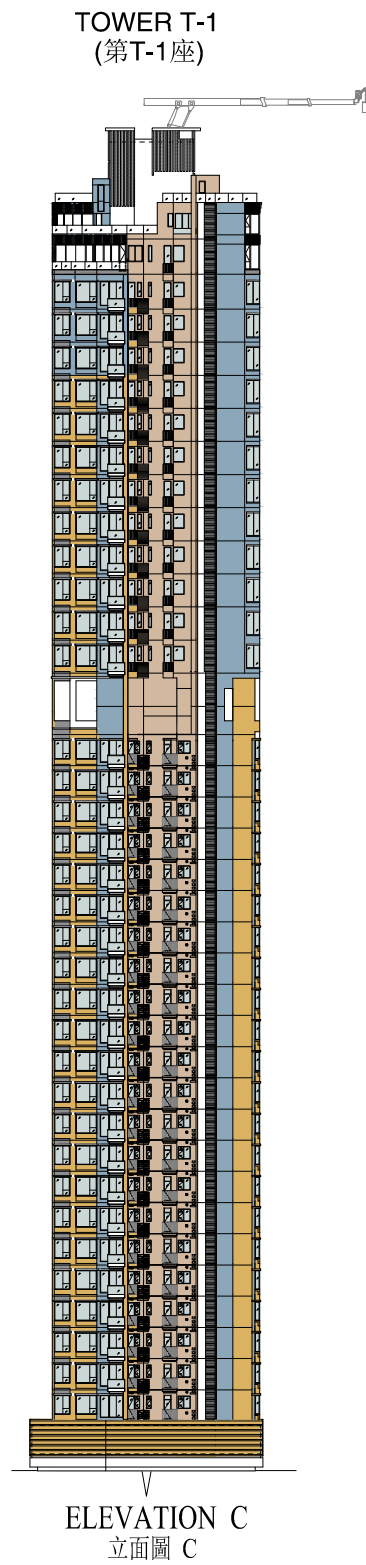
Authorized Person for the Phase has certified that the elevations shown on this plan : -

- (a) are prepared on the basis of the approved building plans for the Phase as of 10th January 2012 ; and
- (b) are in general accordance with the outward appearance of the Phase.

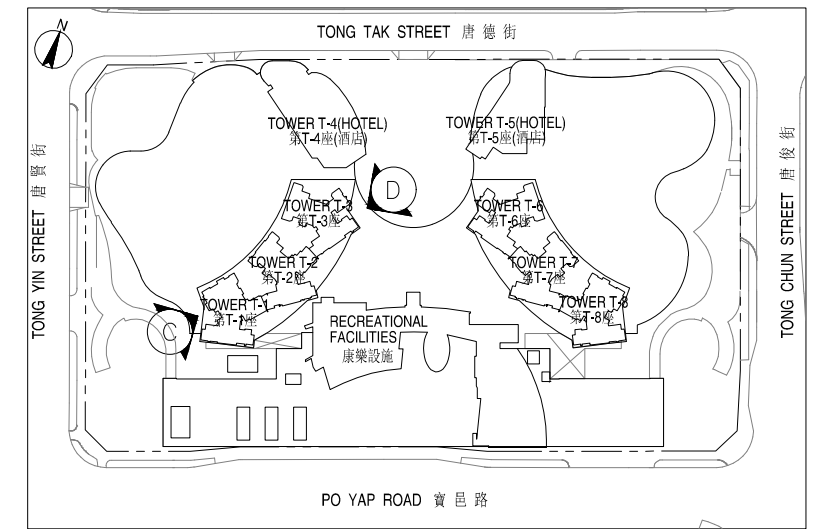
期數的認可人士已證明本圖顯示的立面：

- (a) 以2012年1月10日的情況為準的期數的經批准的建築圖則為基礎擬備；及
- (b) 大致上與期數的外觀一致。

ELEVATION PLAN
立面圖



KEY PLAN
指示圖




Authorized Person for the Phase has certified that the elevations shown on this plan : -

- (a) are prepared on the basis of the approved building plans for the Phase as of 10th January 2012 ; and
- (b) are in general accordance with the outward appearance of the Phase.


期數的認可人士已證明本圖顯示的立面：

- (a) 以2012年1月10日的情況為準的期數的經批准的建築圖則為基礎擬備；及
- (b) 大致上與期數的外觀一致。

ELEVATION PLAN
立面圖

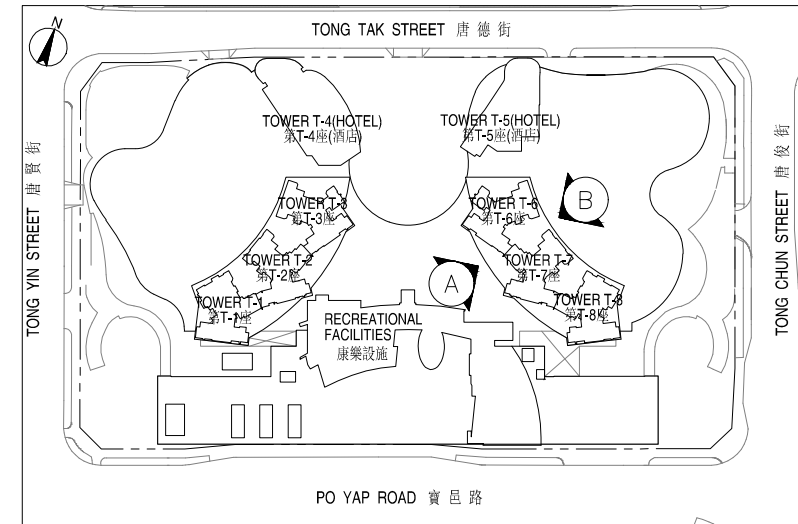


ELEVATION A
立面圖 A



ELEVATION B
立面圖 B

KEY PLAN
指示圖



Development Site Boundary
發展項目邊界線

Authorized Person for the Phase has certified that the elevations shown on this plan : -

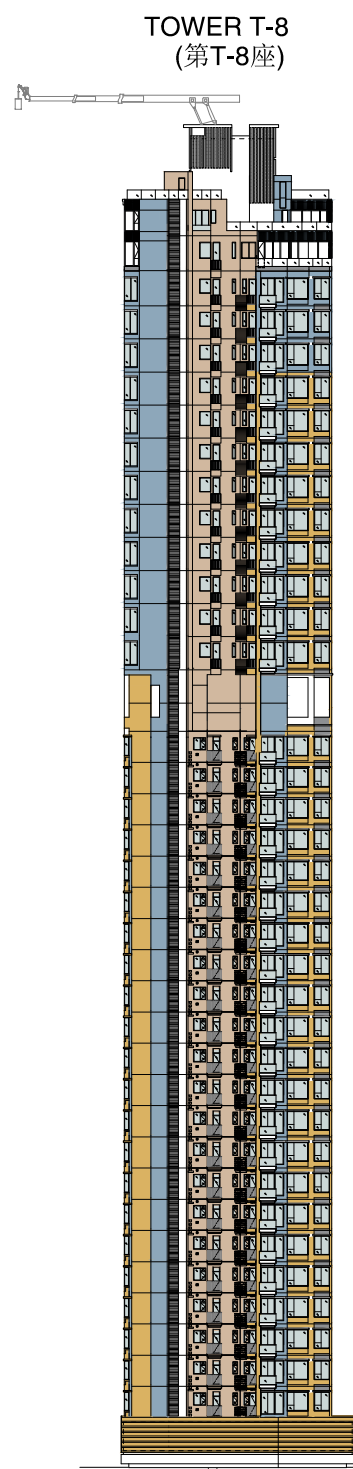
- (a) are prepared on the basis of the approved building plans for the Phase as of 10th January 2012 ; and
- (b) are in general accordance with the outward appearance of the Phase.

期數的認可人士已證明本圖顯示的立面：

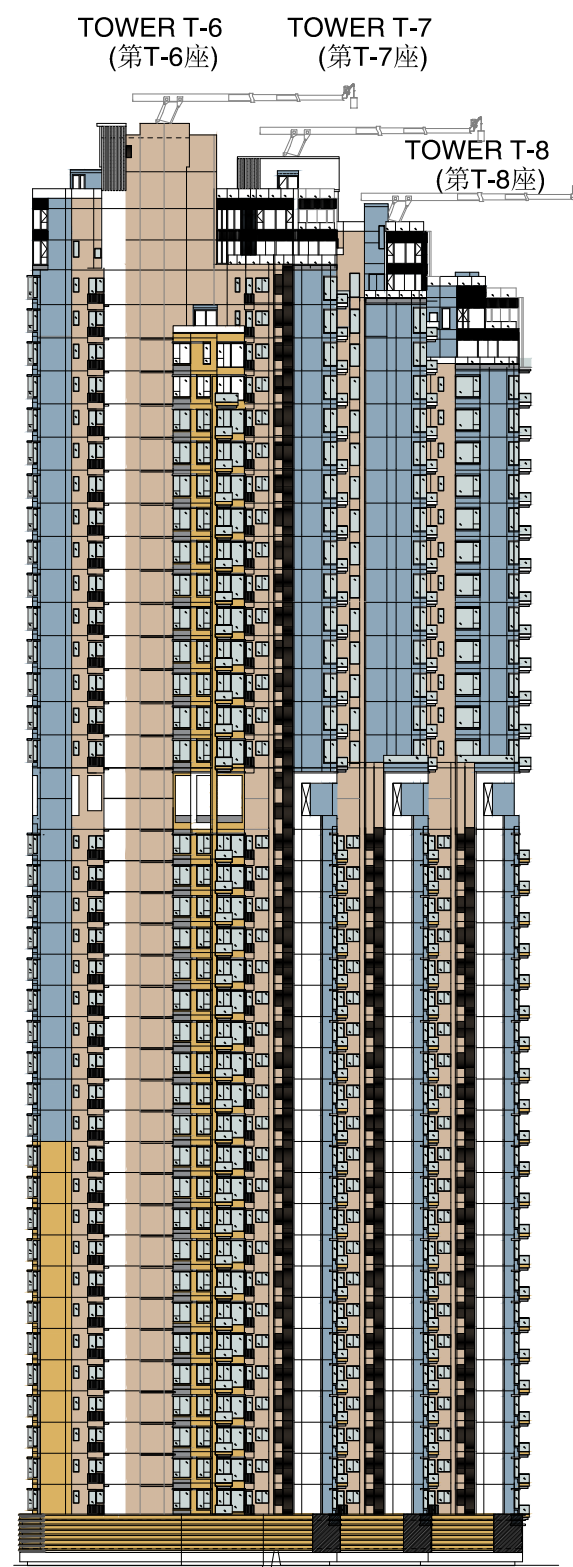
- (a) 以2012年1月10日的情況為準的期數的經批准的建築圖則為基礎擬備；及
- (b) 大致上與期數的外觀一致。



ELEVATION PLAN
立面圖

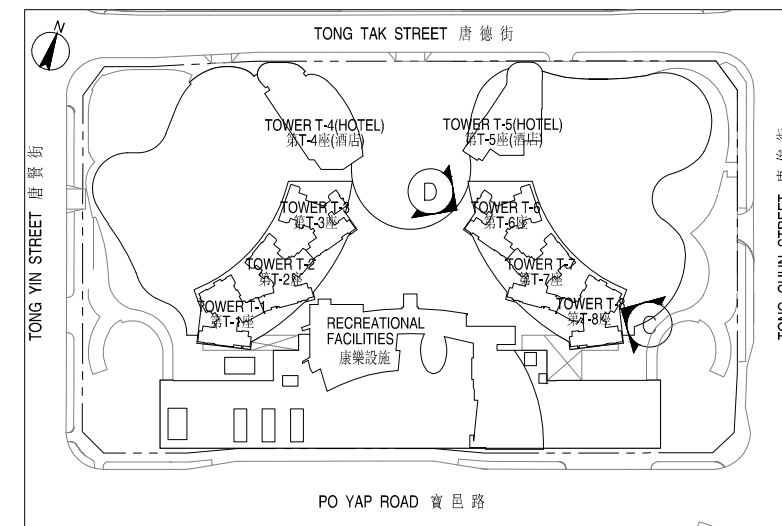


ELEVATION C
立面圖 C



ELEVATION D
立面圖 D

KEY PLAN
指示圖



Development Site Boundary
發展項目邊界線

Authorized Person for the Phase has certified that the elevations shown on this plan : -

- (a) are prepared on the basis of the approved building plans for the Phase as of 10th January 2012 ; and
- (b) are in general accordance with the outward appearance of the Phase.

期數的認可人士已證明本圖顯示的立面 :

- (a) 以2012年1月10日的情況為準的期數的經批准的建築圖則為基礎擬備;及
- (b) 大致上與期數的外觀一致。

INFORMATION ON COMMON FACILITIES IN THE PHASE
期數中的公用設施的資料

		Covered 有蓋	Uncovered 露天	Total Area 總面積
Residents' Clubhouse (including any recreational facilities for residents' use) 住客會所 (包括供住客使用的任何康樂設施)	sq. ft. 平方呎	42,907	-	42,907
	sq. m. 平方米	3,986.138	-	3,986.138
Communal garden or play area for residents' use on the roof, or on any floor between the roof and the lowest residential floor, of a building in the Phase (whether known as a communal sky garden or otherwise) 位於期數中的建築物的天台或在天台和最低一層住宅樓層之間的任何一層的、供住客使用的公用花園或遊樂地方 (不論是稱為公用空中花園或有其他名稱)	sq. ft. 平方呎	22,616	-	22,616
	sq. m. 平方米	2,101.080	-	2,101.080
Communal garden or play area for residents' use below the lowest residential floor of a building in the Phase (whether known as a covered and landscaped play area or otherwise) 位於期數中的建築物的最低一層住宅樓層以下的、供住客使用的公用花園或遊樂地方 (不論是稱為有蓋及園景的遊樂場或有其他名稱)	sq. ft. 平方呎	33,192	-	33,192
	sq. m. 平方米	3,083.578	-	3,083.578

Note:

Areas in square metres as specified above are based on the latest approved building plans. Areas in square feet are converted at a rate of 1 square metre to 10.764 square feet and rounded off to the nearest integer.

備註:

上述所列以平方米顯示之面積乃依據最近的經批准的建築圖則。以平方呎顯示的面積以1平方米=10.764平方呎換算，並四捨五入至整數。

1. A copy of the outline zoning plan relating to the Development is available at www.ozp.tpb.gov.hk.
 2. (a) A copy of the following is available for inspection at the place at which the specified residential property of the Phase is offered to be sold -
every deed of mutual covenant in respect of the specified residential property that has been executed.
(b) The inspection is free of charge.
1. 備有關於本發展項目的分區計劃大綱圖的文本供閱覽的互聯網網站的網址為 www.ozp.tpb.gov.hk。
 2. (a) 以下文件的文本存放在期數的指明住宅物業的售樓處，以供閱覽-
指明住宅物業每一已簽立的公契。
(b) 無須為閱覽付費。

1. Exterior Finishes	
Item	Description
(a) External wall	<p>External walls of Towers: Finished with ceramic tiles, aluminium claddings, window walls and curtain walls.</p> <p>External walls of Podium: Finished with natural stones, metal claddings, curtain walls and window wall system with decorative lightings.</p>
(b) Window	Aluminium window frame finished with fluorocarbon coating with blue tinted glass, except that Insulated-Glass-Unit (IGU) glass panels are provided for the curtain walls of Duplex and acid-etched glass is provided for windows of bathrooms and toilets.
(c) Bay window	Window sills are finished with reconstituted stone. Reinforced concrete bay windows with aluminium window frame are finished with fluorocarbon coating with blue tinted glass.
(d) Planter	External side of planter walls are finished with natural stones and tiles.
(e) Verandah or balcony	<p>Covered balconies are fitted with aluminium framed laminated glass balustrade. Floors are finished with tiles. Walls are finished with ceramic tiles and aluminium cladding. Ceilings are finished with cement sand and external paint.</p> <p>Balconies are covered. For the detailed extent of coverage, please refer to the floor plans in the section of "Floor Plans of Residential Properties in the Phase" of this sales brochure.</p> <p>No verandah is provided.</p>
(f) Drying facilities for clothing	Not Applicable.

2. Interior Finishes	
Item	Description
(a) Lobby	<p>Main Entrance Lobby: Glass wall system at lobby façade is finished with glass, natural stone and aluminium frame. Walls are finished with stainless steel wall panels, wood veneer and glass panels. Floors are finished with natural stones. False ceilings with feature lighting and are finished with gypsum board false ceiling in emulsion paint.</p> <p>Typical Lift Lobby: Walls are finished with natural stone, wood veneer, glass panel and wall paper. Floors are finished with natural stones. False ceilings are finished with gypsum board false ceiling in emulsion paint.</p> <p>Service Lift Lobby: Walls are finished with ceramic tiles. Floors are finished with homogeneous tiles. False ceilings are finished with fire resistance board in emulsion paint.</p>
(b) Internal wall and ceiling	Walls and ceilings of Living Room, Dining Room and Bedrooms are plastered with emulsion paint where exposed. No finishes are provided for unexposed surface of walls and ceilings of Living Room, Dining Room and Bedrooms. Living Room, Dining Room and Bedrooms of all flats are provided with gypsum board false ceiling and ceiling bulkhead in emulsion paint.

The Vendor undertakes that if lifts or appliances of the specified brand name or model number are not installed in the Phase, lifts or appliances of comparable quality will be installed.

2. Interior Finishes	
Item	Description
(c) Internal floor	<p>All Flats except Duplex: Living Room, Dining Room and Bedrooms are finished with engineered wood flooring and skirting. Reconstituted stone borders are provided along sliding doors to Balconies, Flat Roofs and Planters.</p> <p>Duplex: Living Room and Dining Room are finished with natural stones flooring and skirting. Bedrooms are finished with engineered wood flooring and skirting. Reconstituted stone borders are provided along sliding doors to Balconies and Flat Roofs.</p>
(d) Bathroom	Exposed floors are finished with natural stones, unexposed floors are finished with cement sand screeding surfaces. Walls are finished with natural stone and mirror up to the false ceiling level, except that walls behind cabinet are finished with white ceramic tiles. Aluminium suspended false ceilings are provided.
(e) Kitchen	Exposed floors are finished with natural stone, unexposed floors are finished with cement sand screeding surfaces. Walls are finished with natural stone, glass panel and stainless steel panel up to false ceiling level, except that unexposed surface of walls behind the kitchen cabinets are finished with white ceramic tiles. Ceilings are finished with aluminium false ceiling and gypsum board false ceiling in emulsion paint. Cooking benches are fitted with solid surfacing materials.

3. Interior Fittings	
Item	Description
(a) Doors	<p>Flat Main Entrance: Fire-rated engineered wood (veneered solid core timber) entrance door, door frame and architraves, fitted with lockset, concealed door closers and magic eyes.</p> <p>Master Bedroom and Bedroom: Engineered wood (veneered) doors with door frame and architraves, fitted with lockset.</p> <p>Kitchen: Fire-rated engineered wood (veneered solid core timber) doors with fire-rated glass vision panel, door frame and architraves, fitted with locksets and concealed door closers.</p> <p>Bathroom: Engineered wood (veneered) doors with door frame and architraves, fitted with locksets. Bathroom doors are equipped with engineered wood louvre for Bathroom without window.</p> <p>Store Room (at Living Room, Dining Room, inside Kitchen and Upper Duplex Floor): Engineered wood (veneered) doors with door frame and architraves, fitted with locksets.</p> <p>Store Room (at Flat Roof): Aluminium framed glass swing doors with fluorocarbon coating and tempered glass.</p>

The Vendor undertakes that if lifts or appliances of the specified brand name or model number are not installed in the Phase, lifts or appliances of comparable quality will be installed.

3. Interior Fittings	
Item	Description
(a) Doors	<p>Toilet (at Living Room, Dining Room): Engineered wood (veneered) doors with door frame and architraves, fitted with locksets.</p> <p>Toilet (inside Store Room): Aluminium framed sliding door or folding door with powder coating and tempered glass. Toilet door is equipped with aluminium louvre for Toilet without windows.</p> <p>Balcony: Aluminium framed glass sliding doors with fluorocarbon coating and tempered glass.</p> <p>Utility Platform: Aluminium framed glass swing doors with fluorocarbon coating and tempered glass.</p> <p>Flat Roof: Aluminium framed glass sliding doors with fluorocarbon coating and tempered glass.</p> <p>Planter: Aluminium framed glass sliding doors with fluorocarbon coating and tempered glass.</p>

3. Interior Fittings	
Item	Description
(b) Bathroom	<p>Equipped with wooden mirror cabinet, wooden toiletry cabinet and wooden basin cabinet with natural stone counter top and sanitary fittings include vitreous china water closet, vitreous china wash basin with chrome plated water basin mixer, chrome plated toilet paper holder, chrome plated towel bar.</p> <p>An enameled cast iron bathtub with size of 1500mm(L) x 700mm(W) x 425mm(H) with chrome plated bath mixer are provided for Bathroom, except the following flats: Bathroom: <ul style="list-style-type: none"> - Flat A, 5/F-12/F, 15/F-23/F, 25/F-29/F of Tower T-2 & Tower T-7 - Flat A, 5/F-12/F, 15/F-23/F, 25/F-29/F, 31/F-33/F, 35/F-43/F and 45/F-47/F of Tower T-3 & Tower T-6 Bathroom (in Lower Duplex Floor): <ul style="list-style-type: none"> - Flat C, 45/F (Duplex) of Tower T-1 & Tower T-8 - Flat C, 43/F (Duplex) of Tower T-3 & Tower T-6 Bathroom (in Upper Duplex Floor): <ul style="list-style-type: none"> - Flat A, 47/F (Duplex) of Tower T-2 & Tower T-7 - Flat C, 43/F (Duplex) of Tower T-3 & Tower T-6 Bathroom (in Bedroom 4): <ul style="list-style-type: none"> - Flat A, 47/F (Duplex) of Tower T-2 & Tower T-7 - Flat C, 47/F (Duplex) of Tower T-2 & Tower T-7 - Flat A, 48/F (Duplex) of Tower T-3 & Tower T-6 </p>

The Vendor undertakes that if lifts or appliances of the specified brand name or model number are not installed in the Phase, lifts or appliances of comparable quality will be installed.

3. Interior Fittings	
Item	Description
(b) Bathroom	<p>A glass shower compartment with chrome plated shower set is provided for the following flats.</p> <p>Bathroom (in Master Bedroom):</p> <ul style="list-style-type: none"> - Flat A, 5/F-12/F, 15/F-23/F, 25/F-29/F, 31/F-33/F, 35/F-43/F and 45/F (Duplex) of Tower T-1 & Tower T-8 - Flat B, 5/F-12/F, 15/F-23/F and 25/F-29/F of Tower T-1 & Tower T-8 - Flat C, 31/F-33/F, 35/F-43/F and 45/F (Duplex) of Tower T-1 & Tower T-8 - Flat D, 45/F (Duplex) of Tower T-1 & Tower T-8 - Flat A, 31/F-33/F, 35/F-43/F, 45/F-46/F and 47/F (Duplex) of Tower T-2 & Tower T-7 - Flat B, 5/F-12/F, 15/F-23/F and 25/F-29/F of Tower T-2 & Tower T-7 - Flat C, 47/F (Duplex) of Tower T-2 & Tower T-7 - Flat D, 47/F (Duplex) of Tower T-2 & Tower T-7 - Flat A, 48/F (Duplex) of Tower T-3 & Tower T-6 - Flat B, 5/F-12/F, 15/F-23/F, 25/F-29/F, 31/F-33/F, 35/F-43/F and 45/F-47/F of Tower T-3 & Tower T-6 - Flat C, 43/F (Duplex) of Tower T-3 & Tower T-6 - Flat D, 48/F (Duplex) of Tower T-3 & Tower T-6 <p>Bathroom:</p> <ul style="list-style-type: none"> - Flat A, 5/F-12/F, 15/F-23/F and 25/F-29/F of Tower T-2 & Tower T-7 - Flat A, 5/F-12/F, 15/F-23/F, 25/F-29/F, 31/F-33/F, 35/F-43/F and 45/F-47/F of Tower T-3 & Tower T-6 <p>Bathroom (in Lower Duplex Floor):</p> <ul style="list-style-type: none"> - Flat C, 45/F (Duplex) of Tower T-1 & Tower T-8 - Flat C, 43/F (Duplex) of Tower T-3 & Tower T-6 <p>Bathroom (in Upper Duplex Floor):</p> <ul style="list-style-type: none"> - Flat A, 47/F (Duplex) of Tower T-2 & Tower T-7 - Flat C, 43/F (Duplex) of Tower T-3 & Tower T-6

3. Interior Fittings	
Item	Description
(b) Bathroom	<p>Bathroom (in Bedroom 4):</p> <ul style="list-style-type: none"> - Flat A, 47/F (Duplex) of Tower T-2 & Tower T-7 - Flat C, 47/F (Duplex) of Tower T-2 & Tower T-7 - Flat A, 48/F (Duplex) of Tower T-3 & Tower T-6 <p>Bathrooms with windows are equipped with window-type exhaust fans. Bathrooms without windows are equipped with duct-type exhaust fans.</p> <p>Concealed and exposed[#] copper water pipes for hot and cold water supply system.</p> <p>For type of equipment, please refer to “Appliances Schedule”.</p>
(c) Kitchen	<p>Kitchen cabinets of wooden carcass are finished with plastic laminate, and equipped with lacquer finished door panel, solid surfacing cooking benches, stainless steel sinks with chrome-plated hot and cold water sink mixer. Windows are equipped with window-type exhaust fans.</p> <p>Concealed and exposed[#] copper water pipes for hot and cold water supply system.</p> <p>For type of equipment, please refer to “Appliances Schedule”.</p>
(d) Bedroom	No interior fittings.
(e) Telephone	<p>Telephone connection points are provided at Living Room, Master Bedroom and Bedrooms.</p> <p>For the location and number of connection points, please refer to the “Schedule of Mechanical & Electrical Provisions for Flats”.</p>

The Vendor undertakes that if lifts or appliances of the specified brand name or model number are not installed in the Phase, lifts or appliances of comparable quality will be installed.

3. Interior Fittings	
Item	Description
(f) Aerials	TV/FM outlets for the reception of local TV programme, Satellite Master Antenna Television (SMATV) and radio programme are provided at Living Room, Master Bedroom and Bedrooms. For the location and number of connection points, please refer to the "Schedule of Mechanical & Electrical Provisions for Flats".
(g) Electrical installations	Concealed and exposed [#] conduit wiring for lighting and power point. Single-phase or three-phase electricity supply with miniature circuit breakers distribution boards is provided. For the location and number of power points and air-conditioner points, please refer to the "Schedule of Mechanical & Electrical Provisions for Flats".
(h) Gas supply	Individual town gas meter is provided at Kitchens of flat. Internal town gas supply pipes are installed and connected to gas cooker-hod and gas water heaters. For the location of gas meters, please refer to the "Schedule of Mechanical & Electrical Provisions for Flats".
(i) Washing machine connection point	Water supply and drainage connection points for washer and dryer are located in Kitchens. For the location of connection points, please refer to the "Schedule of Mechanical & Electrical Provisions for Flats".
(j) Water supply	Concealed and exposed [#] copper pipes are adopted for hot and cold fresh water supply system. Hot water is available.

4. Miscellaneous	
Item	Description
(a) Lifts	Residential Tower Lifts: 3 nos. "Fujitec (ACGL)" passenger lifts for each tower serve the following floors: -3/F, 5/F-12/F, 15/F-23/F, 25/F-33/F, 35/F-43/F and 45/F of Tower T-1 & Tower T-8; -3/F, 5/F-12/F, 15/F-23/F, 25/F-33/F, 35/F-43/F and 45/F-47/F of Tower T-2 & Tower T-7; -3/F, 5/F-12/F, 15/F-23/F, 25/F-33/F, 35/F-43/F and 45/F-48/F of Tower T-3 & Tower T-6; Service Lifts: 1 no. "Fujitec (VVF)" lift for each tower serves the following floors: -3/F, 5/F-12/F, 15/F-23/F, 25/F-33/F, 35/F-43/F and 45/F of Tower T-1 & Tower T-8; -3/F, 5/F-12/F, 15/F-23/F, 25/F-33/F, 35/F-43/F and 45/F-47/F of Tower T-2 & Tower T-7; -3/F, 5/F-12/F, 15/F-23/F, 25/F-33/F, 35/F-43/F and 45/F-48/F of Tower T-3 & Tower T-6; Shuttle Lifts of Podium: 5 nos. "Fujitec (BELTA)" lifts serve B1/F, G/F & 3/F.

The Vendor undertakes that if lifts or appliances of the specified brand name or model number are not installed in the Phase, lifts or appliances of comparable quality will be installed.

4. Miscellaneous	
Item	Description
(b) Letter box	Stainless steel letter box for each flat is provided.
(c) Refuse collection	Refuse storage and material recovery box is provided in common area of each residential floor of each tower. Refuse will be collected by cleaner and handled at individual refuse storage and material recovery chamber at B2/F.
(d) Water meter, electricity meter and gas meter	<p>Separate water consumption meter for each flat is installed in the Water Meter Room (W.M.R.) on respective residential floor.</p> <p>Separate electricity consumption meter for each flat is installed in the Electricity Meter Room (E.M.R.) on respective residential floor.</p> <p>Separate gas meter for each flat is installed in the Kitchen of each flat.</p>
5. Security Facilities	
Item	Description
(a) Security system and equipment	<p>CCTV cameras are provided at entrance lobbies, car park floors, lift car cages and common areas and connected to caretaker's quarters at 3/F. CCTV cameras are provided at clubhouse and connected to clubhouse reception counter.</p> <p>Visitor intercom panel and smart card system are provided at tower entrance lobby at G/F. Vehicular control system is installed at car park main entrance at B1/F.</p> <p>Each residential flat is equipped with a video door phone system and connected to the caretaker's quarters at 3/F.</p>

Remark:

#Other than those parts of the electrical conduits or water pipes concealed with concrete, the rest of them are exposed. Exposed electrical conduits or water pipes are mostly covered or hidden by false ceilings, bulkheads, cabinets, claddings, non-concrete walls, pipe ducts or other materials.

The Vendor undertakes that if lifts or appliances of the specified brand name or model number are not installed in the Phase, lifts or appliances of comparable quality will be installed.

1. 外部裝修物料		2. 室內裝修物料	
細項	描述	細項	描述
(a) 外牆	大廈外牆: 鋪砌牆瓦、鋁板、玻璃牆及玻璃幕牆。 平台外牆: 鋪砌天然石材、金屬面板、玻璃幕牆及玻璃牆系統，配裝飾燈。	(a) 大堂	大廈大堂: 大堂正面之玻璃牆系統裝有玻璃、天然石材及鋁框。 牆身鋪砌不銹鋼飾面、木皮飾面及裝飾玻璃；地台鋪砌天然石材；假天花安裝吊燈及設有髹上乳膠漆之石膏板假天花。 電梯大堂: 牆身鋪砌天然石材、木皮飾面、裝飾玻璃及牆紙；地台鋪砌天然石材；假天花設有髹上乳膠漆之石膏板假天花。 載貨升降機大堂: 牆身鋪砌瓷磚；地台鋪砌磁磚；假天花設有髹上乳膠漆之防火板假天花。
(b) 窗	鋁窗框為氟化炭噴塗連淺藍色玻璃，除複式單位的玻璃幕牆配備雙層中空玻璃片及浴室及洗手間的窗戶裝配磨沙玻璃外。	(b) 內牆及天花板	客廳、飯廳及睡房之外露的牆身及天花髹乳膠漆，客廳、飯廳及睡房牆身及天花之不外露的表面不設裝修物料，所有單位之客廳、飯廳及睡房設有髹上乳膠漆之石膏板假天花及假陣。
(c) 窗台	窗台板鋪砌人造石材。鋼筋混凝土窗台上的鋁窗框為氟化炭噴塗連淺藍色玻璃。		
(d) 花槽	花槽外表面鋪砌天然石材及瓦。		
(e) 陽台或露台	有蓋露台裝有鋁框玻璃欄杆。地台鋪砌地台瓦；牆身鋪砌瓷磚及裝飾鋁板；天花以英坭沙加外部油漆。 露台為有蓋。有關詳細之覆蓋範圍，請參閱本售樓說明書之“期數的住宅物業的樓面平面圖”部份之平面圖。 沒有陽台。		
(f) 乾衣設施	沒有。		

賣方承諾如期數中沒有安裝指明的品牌名稱或產品型號的升降機或設備，便會安裝品質相若的升降機或設備。

2. 室內裝修物料	
細項	描述
(c) 內部地板	所有單位除複式單位: 客廳、飯廳及睡房鋪砌木複合地板及木腳線，沿露台、平台及花槽趟門位置鋪砌人造石分隔條。 複式單位: 客廳及飯廳鋪砌天然石材地板及腳線；睡房鋪砌複合木地板配木腳線；沿露台及平台趟門位置鋪砌人造石分隔條。
(d) 浴室	外露之地台鋪砌天然石材，不外露之地台表面為英坭沙地台，牆身鋪砌天然石材及裝飾鏡至假天花高度，除櫃背之牆身鋪砌白瓦外。裝設鋁片假天花。
(e) 廚房	外露地台鋪砌天然石材，不外露位置為英坭沙地台。牆身鋪砌天然石材、裝飾玻璃及不銹鋼板至假天花高度，除不外露位置之廚櫃背之牆身鋪砌白瓦外。天花設有鋁質假天花及髹上乳膠漆之石膏板假天花。灶台面為實心面料。

3. 室內裝置	
細項	描述
(a) 門	單位大門: 防火複合木 (木面實心) 大門、門框及封口線。 裝妥門鎖、暗氣鼓及防盜眼。 主人睡房及睡房: 複合木 (木面) 門、門框及封口線，裝妥門鎖。 廚房: 防火複合木 (木面實心) 門配防火玻璃、門框及封口線，裝妥門鎖及暗氣鼓。 浴室: 複合木 (木面) 門、門框及封口線，裝妥門鎖。沒有窗之浴室浴室門設有木百葉。 士多房 (客廳、飯廳、廚房內及複式上層): 複合木 (木面) 門、門框及封口線，裝妥門鎖。 士多房 (平台): 氟化炭噴塗層鋁框玻璃掩門配強化玻璃。

賣方承諾如期數中沒有安裝指明的品牌名稱或產品型號的升降機或設備，便會安裝品質相若的升降機或設備。

3. 室內裝置	
細項	描述
(a) 門	<p>洗手間 (客廳及飯廳): 複合木 (木面) 門、門框及封口線, 裝妥門鎖。</p> <p>洗手間 (士多房內): 粉末塗層鋁框摺門或趟門配強化玻璃。沒有窗之洗手間門設鋁百葉。</p> <p>露台: 氟化炭噴塗層鋁框玻璃趟門配強化玻璃。</p> <p>工作平台: 氟化炭噴塗層鋁框玻璃掩門配強化玻璃。</p> <p>平台: 氟化炭噴塗層鋁框玻璃趟門配強化玻璃。</p> <p>花槽: 氟化炭噴塗層鋁框玻璃趟門配強化玻璃。</p>

3. 室內裝置	
細項	描述
(b) 浴室	<p>裝置木製鏡櫃、木製化妝品櫃、木製面盆櫃及天然石材檯面。潔具包括陶瓷坐廁、陶瓷洗面盆配鍍鉻面盆龍頭、鍍鉻廁紙架、鍍鉻毛巾棍。</p> <p>浴室配置搪瓷鑄鐵浴缸(1500 毫米長 x 700 毫米寬 x 425 毫米高)配鍍鉻浴缸龍頭, 以下單位除外</p> <p>浴室:</p> <ul style="list-style-type: none"> - 第 T-2 座及第 T-7 座 5 樓至 12 樓、15 樓至 23 樓及 25 樓至 29 樓 A 單位 - 第 T-3 座及第 T-6 座 5 樓至 12 樓、15 樓至 23 樓、25 樓至 29 樓、31 樓至 33 樓、35 樓至 43 樓及 45 樓至 47 樓 A 單位 <p>浴室(於複式下層):</p> <ul style="list-style-type: none"> - 第 T-1 座及第 T-8 座 45 樓 (複式) C 單位 - 第 T-3 座及第 T-6 座 43 樓 (複式) C 單位 <p>浴室(於複式上層):</p> <ul style="list-style-type: none"> - 第 T-2 座及第 T-7 座 47 樓 (複式) A 單位 - 第 T-3 座及第 T-6 座 43 樓 (複式) C 單位 <p>浴室(睡房 4 內):</p> <ul style="list-style-type: none"> - 第 T-2 座及第 T-7 座 47 樓 (複式) A 單位 - 第 T-2 座及第 T-7 座 47 樓 (複式) C 單位 - 第 T-3 座及第 T-6 座 48 樓 (複式) A 單位

賣方承諾如期數中沒有安裝指明的品牌名稱或產品型號的升降機或設備, 便會安裝品質相若的升降機或設備。

3. 室內裝置	
細項	描述
(b) 浴室	<p>以下單位之浴室配置玻璃沐浴間並裝設鍍鉻花灑套裝</p> <p>浴室(於主人房):</p> <ul style="list-style-type: none"> - 第 T-1 座及第 T-8 座 5 樓至 12 樓、15 樓至 23 樓、25 樓至 29 樓、31 樓至 33 樓、35 樓至 43 樓及 45 樓 (複式) A 單位 - 第 T-1 座及第 T-8 座 5 樓至 12 樓、15 樓至 23 樓及 25 樓至 29 樓 B 單位 - 第 T-1 座及第 T-8 座 31 樓至 33 樓、35 樓至 43 樓及 45 樓 (複式) C 單位 - 第 T-1 座及第 T-8 座 45 樓 (複式) D 單位 - 第 T-2 座及第 T-7 座 31 樓至 33 樓、35 樓至 43 樓、45 樓至 46 樓及 47 樓 (複式) A 單位 - 第 T-2 座及第 T-7 座 5 樓至 12 樓、15 樓至 23 樓及 25 樓至 29 樓 B 單位 - 第 T-2 座及第 T-7 座 47 樓 (複式) C 單位 - 第 T-2 座及第 T-7 座 47 樓 (複式) D 單位 - 第 T-3 座及第 T-6 座 48 樓 (複式) A 單位 - 第 T-3 座及第 T-6 座 5 樓至 12 樓、15 樓至 23 樓、25 樓至 29 樓、31 樓至 33 樓、35 樓至 43 樓及 45 樓至 47 樓 B 單位 - 第 T-3 座及第 T-6 座 43 樓 (複式) C 單位 - 第 T-3 座及第 T-6 座 48 樓 (複式) D 單位 <p>浴室:</p> <ul style="list-style-type: none"> - 第 T-2 座及第 T-7 座 5 樓至 12 樓、15 樓至 23 樓及 25 樓至 29 樓 A 單位 - 第 T-3 座及第 T-6 座 5 樓至 12 樓、15 樓至 23 樓、25 樓至 29 樓、31 樓至 33 樓、35 樓至 43 樓及 45 樓至 47 樓 A 單位 <p>浴室(於複式下層):</p> <ul style="list-style-type: none"> - 第 T-1 座及第 T-8 座 45 樓 (複式) C 單位 - 第 T-3 座及第 T-6 座 43 樓 (複式) C 單位 <p>浴室(於複式上層):</p> <ul style="list-style-type: none"> - 第 T-2 座及第 T-7 座 47 樓 (複式) A 單位 - 第 T-3 座及第 T-6 座 43 樓 (複式) C 單位

3. 室內裝置	
細項	描述
(b) 浴室	<p>浴室(睡房 4 內):</p> <ul style="list-style-type: none"> - 第 T-2 座及第 T-7 座 47 樓 (複式) A 單位 - 第 T-2 座及第 T-7 座 47 樓 (複式) C 單位 - 第 T-3 座及第 T-6 座 48 樓 (複式) A 單位 <p>裝設窗戶之浴室裝設窗口式抽氣扇。沒裝設窗戶之浴室裝設徑流式抽氣扇。</p> <p>冷熱水供應系統採用隱藏及外露²銅喉管。</p> <p>設備類型請參閱"設備說明表"。</p>
(c) 廚房	<p>裝設木製廚櫃配防火膠板，焗漆飾面門板、實心面料灶台檯面及不銹鋼洗滌盆連鍍鉻冷熱洗滌盆水龍頭。廚房窗戶裝設窗口式抽氣扇。</p> <p>冷熱水供應系統採用隱藏及外露²銅喉管。</p> <p>設備類型請參閱"設備說明表"。</p>
(d) 睡房	沒有室內裝置。
(e) 電話	<p>客廳、主人睡房及睡房均裝有電話接駁點。</p> <p>有關接駁點的位置及數目，請參考"單位機電裝置數量說明表"。</p>

賣方承諾如期數中沒有安裝指明的品牌名稱或產品型號的升降機或設備，便會安裝品質相若的升降機或設備。

3. 室內裝置		4. 雜項	
細項	描述	細項	描述
(l) 天線	客廳、主人睡房及睡房均裝有電視/電台天線插座以供接收本地電視、衛星電視及電台節目。 有關接駁點的位置及數目，請參考"單位機電裝置數量說明表"。	(a) 升降機	住宅大廈之升降機: 各座住宅大廈裝有 3 部"富士達(ACGL)"住宅升降機穿梭住宅大廈之以下樓層: -第 T-1 座及第 T-8 座 3 樓、5 樓至 12 樓、15 樓至 23 樓、25 樓至 33 樓、35 樓至 43 樓及 45 樓; -第 T-2 座及第 T-7 座 3 樓、5 樓至 12 樓、15 樓至 23 樓、25 樓至 33 樓、35 樓至 43 樓及 45 至 47 樓; -第 T-3 座及第 T-6 座 3 樓、5 樓至 12 樓、15 樓至 23 樓、25 樓至 33 樓、35 樓至 43 樓及 45 至 48 樓; 貨運升降機: 各座住宅大廈裝有 1 部"富士達(VVF)"貨運升降機穿梭住宅大廈之以下樓層: -第 T-1 座及第 T-8 座 3 樓、5 樓至 12 樓、15 樓至 23 樓、25 樓至 33 樓、35 樓至 43 樓及 45 樓; -第 T-2 座及第 T-7 座 3 樓、5 樓至 12 樓、15 樓至 23 樓、25 樓至 33 樓、35 樓至 43 樓及 45 至 47 樓; -第 T-3 座及第 T-6 座 3 樓、5 樓至 12 樓、15 樓至 23 樓、25 樓至 33 樓、35 樓至 43 樓及 45 至 48 樓; 平台穿梭升降機: 設有 5 部"富士達(BELTA)"升降機直達地庫 1 樓、G 樓及 3 樓。
(g) 電力裝置	照明及供電點之導管隱藏於牆身及外露 ^o 。提供單相或三相電力並裝妥微型斷路及配電箱。 有關電插座及空調機接駁點的位置及數目，請參考"單位機電裝置數量說明表"。		
(h) 氣體供應	每戶廚房裝妥獨立煤氣錶及煤氣喉接駁至煤氣煮食爐及煤氣熱水器。 有關煤氣錶位置，請參考"單位機電裝置數量說明表"。		
(i) 洗衣機接駁點	廚房置洗衣及乾衣機來去水位。 有關接駁點之位置，請參考"單位機電裝置數量說明表"。		
(j) 供水	冷、熱水供水喉全部採用銅管隱藏於牆身及外露 ^o 。有熱水供應。		

賣方承諾如期數中沒有安裝指明的品牌名稱或產品型號的升降機或設備，便會安裝品質相若的升降機或設備。

4. 雜項	
細項	描述
(b) 信箱	每戶設有專用之不銹鋼信箱。
(c) 垃圾收集	垃圾儲存及物料回收箱位於大廈每層住宅樓層之公用地方，由清潔工人收集垃圾。另設垃圾及物料回收房於地庫 2 層作垃圾收集處理。
(d) 水錶、電錶及氣體錶	每戶單位之獨立水錶安裝於大廈每層住宅樓層之水錶房內。 每戶單位之獨立電錶安裝於大廈每層住宅樓層之電錶房內。 每戶單位之獨立煤氣錶安裝於每戶單位之廚房內。
5. 保安設施	
細項	描述
(a) 保安系統及設備	入口大堂、停車場、升降機內及公用空間均設有閉路電視連接位於 3 樓之看更辦事處。會所設有閉路電視連接會所接待處。 提供訪客對講機及智能卡保安系統於地下大堂。停車場地庫 1 層主入口設有汽車控制系統。 單位設有門口視像對講機連接該大廈位於 3 樓之看更辦事處。

備註:

#除部分隱藏於混凝土內之電線或水管外，其餘部分的電線或水管均為外露。部分外露的電線或水管以假天花、假陣、櫃、飾面板、非混凝土牆、管道槽或其他物料覆蓋或掩藏。

賣方承諾如期數中沒有安裝指明的品牌名稱或產品型號的升降機或設備，便會安裝品質相若的升降機或設備。

6. APPLIANCES SCHEDULE 設備說明表

KITCHEN SCHEDULE

廚房設備說明

Appliances to be provided and installed in:

Flat D, 5/F-12/F,15/F-23/F,25/F-29/F,31/F-33/F and 35/F-43/F, Tower T-1 & Tower T-8

Flat E, 5/F-12/F,15/F-23/F,25/F-29/F,31/F-33/F and 35/F-43/F, Tower T-1 & Tower T-8

Flat D, 5/F-12/F,15/F-23/F,25/F-29/F,31/F-33/F, 35/F-43/F and 45/F-46/F, Tower T-2 & Tower T-7

Flat E, 5/F-12/F,15/F-23/F,25/F-29/F,31/F-33/F, 35/F-43/F and 45/F-46/F, Tower T-2 & Tower T-7

Flat C, 5/F-12/F,15/F-23/F,25/F-29/F,31/F-33/F and 35/F-42/F, Tower T-3 & Tower T-6

Flat D, 5/F-12/F,15/F-23/F,25/F-29/F,31/F-33/F, 35/F-43/F and 45/F-47/F, Tower T-3 & Tower T-6

Flat E, 5/F-12/F,15/F-23/F,25/F-29/F,31/F-33/F, 35/F-43/F and 45/F-47/F, Tower T-3 & Tower T-6

以下單位均隨樓附送及裝置下列設備:

第T-1座及第T-8座 5樓至12樓,15樓至23樓,25樓至29樓,31樓至33樓及35樓至43樓 D單位。

第T-1座及第T-8座 5樓至12樓,15樓至23樓,25樓至29樓,31樓至33樓及35樓至43樓 E單位。

第T-2座及第T-7座 5樓至12樓,15樓至23樓,25樓至29樓,31樓至33樓,35樓至43樓及45樓至46樓 D單位。

第T-2座及第T-7座 5樓至12樓,15樓至23樓,25樓至29樓,31樓至33樓,35樓至43樓及45樓至46樓 E單位。

第T-3座及第T-6座 5樓至12樓,15樓至23樓,25樓至29樓,31樓至33樓及35樓至42樓 C單位。

第T-3座及第T-6座 5樓至12樓,15樓至23樓,25樓至29樓,31樓至33樓,35樓至43樓及45樓至47樓 D單位。

第T-3座及第T-6座 5樓至12樓,15樓至23樓,25樓至29樓,31樓至33樓,35樓至43樓及45樓至47樓 E單位。

Appliances to be provided and installed in:

Flat A, 31/F-33/F and 35/F-43/F, Tower T-1 & Tower T-8

Flat C, 31/F-33/F and 35/F-43/F, Tower T-1 & Tower T-8

Flat A, 31/F-33/F,35/F-43/F and 45/F-46/F, Tower T-2 & Tower T-7

以下單位均隨樓附送及裝置下列設備:

第T-1座及第T-8座 31樓至33樓及35樓至43樓 A單位。

第T-1座及第T-8座 31樓至33樓及35樓至43樓 C單位。

第T-2座及第T-7座 31樓至33樓,35樓至43樓及45樓至46樓 A單位。

Appliance 設備	Brand 品牌	Model No. 型號
Cookerhood 抽油煙機	Siemens	LI96021HK
Gas Cooking Hob 煤氣煮食爐	Siemens	ER70962HK
Refrigerator 雪櫃	Siemens	K138VAOOHK
Washer and Dryer 洗衣及乾衣機	Siemens	WD10D520HK
Microwave Oven 微波爐	Siemens	HF15M562HK

Appliance 設備	Brand 品牌	Model No. 型號
Cookerhood 抽油煙機	Gaggenau	AH900
Gas Cooking Hob 煤氣煮食爐	Gaggenau	VG231/VG232/VR230
Induction Cooking Hob 電煮食爐	Gaggenau	VG231/VG232/VR230
Oven 焗爐	Gaggenau	BO241
Refrigerator 雪櫃	Siemens	K138VAOOHK
Washer and Dryer 洗衣及乾衣機	Siemens	WD10D520HK
Microwave Oven 微波爐	Gaggenau	BM220
Wine Cellar 酒櫃	Siemens	KF18WA41E

The Vendor undertakes that if lifts or appliances of the specified brand name or model number are not installed in the Phase, lifts or appliances of comparable quality will be installed.

賣方承諾如期數中沒有安裝指明的品牌名稱或產品型號的升降機或設備，便會安裝品質相若的升降機或設備。

6. APPLIANCES SCHEDULE 設備說明表

KITCHEN SCHEDULE

廚房設備說明

Appliances to be provided and installed in:

Flat A, 5/F-12/F,15/F-23/F and 25/F-29/F,
Tower T-1 & Tower T-8

Flat B, 5/F-12/F,15/F-23/F and 25/F-29/F,
Tower T-1 & Tower T-8

Flat A, 5/F-12/F,15/F-23/F and 25/F-29/F,
Tower T-2 & Tower T-7

Flat B, 5/F-12/F,15/F-23/F and 25/F-29/F,
Tower T-2 & Tower T-7

Flat A, 5/F-12/F,15/F-23/F,25/F-29/F,31/F-33/F,
35/F-43/F and 45/F-47/F, Tower T-3 & Tower T-6

Flat B, 5/F-12/F,15/F-23/F,25/F-29/F,31/F-33/F,
35/F-43/F and 45/F-47/F, Tower T-3 & Tower T-6

以下單位均隨樓附送及裝置下列設備:

第T-1座及第T-8座 5樓至12樓,15樓至23樓及25樓至29樓 A
單位。

第T-1座及第T-8座 5樓至12樓,15樓至23樓及25樓至29樓 B
單位。

第T-2座及第T-7座 5樓至12樓,15樓至23樓及25樓至29樓 A
單位。

第T-2座及第T-7座 5樓至12樓,15樓至23樓及25樓至29樓 B
單位。

第T-3座及第T-6座 5樓至12樓,15樓至23樓,25樓至29樓,31樓
至33樓,35樓至43樓及45樓至47樓 A單位。

第T-3座及第T-6座 5樓至12樓,15樓至23樓,25樓至29樓,31樓
至33樓,35樓至43樓及45樓至47樓 B單位。

Appliances to be provided and installed in:

Flat C, 5/F-12/F,15/F-23/F and 25/F-29/F,
Tower T-1 & Tower T-8

Flat C, 5/F-12/F,15/F-23/F,25/F-29/F,31/F-33/F,
35/F-43/F and 45/F-46/F, Tower T-2 & Tower T-7

以下單位均隨樓附送及裝置下列設備:

第T-1座及第T-8座5樓至12樓,15樓至23樓及25樓至29樓 C
單位。

第T-2座及第T-7座 5樓至12樓,15樓至23樓,25樓至29樓,31
樓至33樓,35樓至43樓及45樓至46樓 C單位。

Appliance 設備	Brand 品牌	Model No. 型號
Cookerhood 抽油煙機	Gaggenau	AH900
Gas Cooking Hob 煤氣煮食爐	Gaggenau	VG231/VG232/VR230
Induction Cooking Hob 電煮食爐	Gaggenau	VG231/VG232/VR230
Oven 焗爐	Gaggenau	BO241
Refrigerator 雪櫃	Siemens	K138VAOOHK
Washer and Dryer 洗衣及乾衣機	Siemens	WD10D520HK
Microwave Oven 微波爐	Gaggenau	BM220

Appliance 設備	Brand 品牌	Model No. 型號
Cookerhood 抽油煙機	Siemens	LI96021HK
Gas Cooking Hob 煤氣煮食爐	Siemens	ER326AB91X/ER326BB90X
Oven 焗爐	Siemens	HB23AB520W
Refrigerator 雪櫃	Siemens	K138VAOOHK
Washer and Dryer 洗衣及乾衣機	Siemens	WD10D520HK
Microwave Oven 微波爐	Siemens	HF15M562HK

The Vendor undertakes that if lifts or appliances of the specified brand name or model number are not installed in the Phase, lifts or appliances of comparable quality will be installed.

賣方承諾如期數中沒有安裝指明的品牌名稱或產品型號的升降機或設備，便會安裝品質相若的升降機或設備。

6. APPLIANCES SCHEDULE 設備說明表
KITCHEN SCHEDULE
廚房設備說明

Appliances to be provided and installed in:

Flat A, 45/F (Duplex), Tower T-1 & Tower T-8
 Flat C, 45/F (Duplex), Tower T-1 & Tower T-8
 Flat D, 45/F (Duplex), Tower T-1 & Tower T-8
 Flat A, 47/F (Duplex), Tower T-2 & Tower T-7
 Flat C, 47/F (Duplex), Tower T-2 & Tower T-7
 Flat D, 47/F (Duplex), Tower T-2 & Tower T-7
 Flat C, 43/F (Duplex), Tower T-3 & Tower T-6
 Flat A, 48/F (Duplex), Tower T-3 & Tower T-6
 Flat D, 48/F (Duplex), Tower T-3 & Tower T-6

以下單位均隨樓附送及裝置下列設備:

第T-1座及第T-8座 45樓(複式) A單位。
 第T-1座及第T-8座 45樓(複式) C單位。
 第T-1座及第T-8座 45樓(複式) D單位。
 第T-2座及第T-7座 47樓(複式) A單位。
 第T-2座及第T-7座 47樓(複式) C單位。
 第T-2座及第T-7座 47樓(複式) D單位。
 第T-3座及第T-6座 43樓(複式) C單位。
 第T-3座及第T-6座 48樓(複式) A單位。
 第T-3座及第T-6座 48樓(複式) D單位。

Appliance 設備	Brand 品牌	Model No. 型號
Cookerhood 抽油煙機	Miele	DA429-4
Gas Cooking Hob 煤氣煮食爐	Miele	CS1018
Induction Cooking Hob 電煮食爐	Miele	CS1212
Oven 焗爐	Miele	H5460B
Refrigerator 雪櫃	Miele	KNF9753iD
Washer and Dryer 洗衣及乾衣機	Miele	WT2780/WT2789iWPM
Microwave Oven 微波爐	Miele	M8161-2
Wine Cellar 酒櫃	Miele	KWT4154UG-1

The Vendor undertakes that if lifts or appliances of the specified brand name or model number are not installed in the Phase, lifts or appliances of comparable quality will be installed.

賣方承諾如期數中沒有安裝指明的品牌名稱或產品型號的升降機或設備，便會安裝品質相若的升降機或設備。

6. APPLIANCES SCHEDULE 設備說明表

AIR-CONDITIONER SCHEDULE

冷氣機設備說明

Tower 座數	Floor 樓層	Brand Name 品牌	Flat 單位	Model Number (Indoor Unit/Outdoor Unit) 型號 (室內組件/室外組件)				
				Living Room and Dining Room 客廳及飯廳	Master Bedroom 主人睡房	Bedroom 1 睡房 1	Bedroom 2 睡房 2	Bedroom 3 睡房 3
Tower T-1 第T-1座	5/F 5樓	General 珍寶	A	ASWA18L/AOWR18L x 2 nos 台	ASWA12L/AOWR12L		ASWA09L/AOWR09L	ASWA09L/AOWR09L
			B	ASWA18L x 2 nos 台	ASWA12L/AOWR12L		ASWA09L/AOWR09L	ASWA09L/AOWR09L
			C	ASWA24L/AOWR24L	ASWA18L/AOWR18L		ASWA09L/AOWR09L	ASWA09L/AOWR09L
			D	ASWA24L/AOWR24L		ASWA12L/AOWR12L	ASWA09L/AOWR09L	
			E	ASWA24L/AOWR24L		ASWA12L/AOWR12L	ASWA09L/AOWR09L	ASWA09L/AOWR09L
	6/F-12/F, 15/F-23/F, 25/F-29/F 6樓至12樓, 15樓至23樓, 25樓至29樓		A	ASWA18L/AOWR18L x 2 nos 台	ASWA12L/AOWR12L		ASWA09L/AOWR09L	ASWA09L/AOWR09L
			B	ASWA18L/AOWR18L x 2 nos 台	ASWA12L/AOWR12L		ASWA09L/AOWR09L	ASWA09L/AOWR09L
			C	ASWA24L/AOWR24L	ASWA18L/AOWR18L		ASWA09L/AOWR09L	ASWA09L/AOWR09L
			D	ASWA24L/AOWR24L		ASWA12L/AOWR12L	ASWA09L/AOWR09L	
			E	ASWA24L/AOWR24L		ASWA12L/AOWR12L	ASWA09L/AOWR09L	ASWA09L/AOWR09L

The Vendor undertakes that if lifts or appliances of the specified brand name or model number are not installed in the Phase, lifts or appliances of comparable quality will be installed.
賣方承諾如期數中沒有安裝指明的品牌名稱或產品型號的升降機或設備，便會安裝品質相若的升降機或設備。

6. APPLIANCES SCHEDULE 設備說明表
AIR-CONDITIONER SCHEDULE
冷氣機設備說明

Tower 座數	Floor 樓層	Brand Name 品牌	Flat 單位	Model Number (Indoor Unit/Outdoor Unit) 型號 (室內組件/室外組件)					
				Living Room and Dining Room 客廳及飯廳	Master Bedroom 主人睡房	Bedroom 1 睡房 1	Bedroom 2 睡房 2	Bedroom 3 睡房 3	Bedroom 4 睡房 4
Tower T-1 第T-1座	31/F 31樓	General 珍寶	A	ASWA18L/AOWR18L x 3 nos 台	ASWA18L/AOWR18L		ASWA09L/AOWR09L	ASWA09L/AOWR09L	ASWA09L/AOWR09L
			C	ASWA18L/AOWR18L x 2 nos 台	ASWA18L/AOWR18L		ASWA09L/AOWR09L	ASWA09L/AOWR09L	ASWA09L/AOWR09L
			D	ASWA24L/AOWR24L		ASWA12L/AOWR12L	ASWA09L/AOWR09L		
			E	ASWA24L/AOWR24L		ASWA12L/AOWR12L	ASWA09L/AOWR09L	ASWA09L/AOWR09L	
	32/F-33/F, 35/F-43/F 32樓至33樓, 35樓至43樓		A	ASWA18L/AOWR18L x 3 nos 台	ASWA18L/AOWR18L		ASWA09L/AOWR09L	ASWA09L/AOWR09L	ASWA09L/AOWR09L
			C	ASWA18L/AOWR18L x 2 nos 台	ASWA18L/AOWR18L		ASWA09L/AOWR09L	ASWA09L/AOWR09L	ASWA09L/AOWR09L
			D	ASWA24L/AOWR24L		ASWA12L/AOWR12L	ASWA09L/AOWR09L		
			E	ASWA24L/AOWR24L		ASWA12L/AOWR12L	ASWA09L/AOWR09L	ASWA09L/AOWR09L	

The Vendor undertakes that if lifts or appliances of the specified brand name or model number are not installed in the Phase, lifts or appliances of comparable quality will be installed.

賣方承諾如期數中沒有安裝指明的品牌名稱或產品型號的升降機或設備，便會安裝品質相若的升降機或設備。

6. APPLIANCES SCHEDULE 設備說明表

AIR-CONDITIONER SCHEDULE

冷氣機設備說明

Tower 座數	Floor 樓層	Brand Name 品牌	Flat 單位	Model Number (Indoor Unit/Outdoor Unit) 型號(室內組件/室外組件)			
				Living Room and Dining Room 客廳及飯廳	Kitchen 廚房	Master Bedroom 主人睡房	Family Room 家庭廳
Tower T-1 第T-1座	45/F (Duplex) 45樓(複式)	General 珍寶	A	ASWA18L/AOWR18L x 3 nos 台	AUG12F/AOG12F	ASWA18L/AOWR18L x 2 nos 台	
			C	ASWA18L/AOWR18L x 3 nos 台	AUG12F/AOG12F	ASWA18L/AOWR18L x 2 nos 台	ASWA18L/AOWR18L
			D	ASWA18L/AOWR18L x 3 nos 台	AUG12F/AOG12F	ASWA24L/AOWR24L	

Tower 座數	Floor 樓層	Brand Name 品牌	Flat 單位	Model Number (Indoor Unit/Outdoor Unit) 型號(室內組件/室外組件)			
				Bedroom 2 睡房 2	Bedroom 3 睡房 3	Bedroom 4 睡房 4	Bedroom 5 睡房 5
Tower T-1 第T-1座	45/F (Duplex) 45樓(複式)	General 珍寶	A	ASWA12L/AOWR12L	ASWA09L/AOWR09L	ASWA12L/AOWR12L	ASWA09L/AOWR09L
			C	ASWA09L/AOWR09L	ASWA12L/AOWR12L		
			D	ASWA18L/AOWR18L	ASWA12L/AOWR12L	ASWA12L/AOWR12L	

The Vendor undertakes that if lifts or appliances of the specified brand name or model number are not installed in the Phase, lifts or appliances of comparable quality will be installed.
賣方承諾如期數中沒有安裝指明的品牌名稱或產品型號的升降機或設備，便會安裝品質相若的升降機或設備。

6. APPLIANCES SCHEDULE 設備說明表

AIR-CONDITIONER SCHEDULE

冷氣機設備說明

Tower 座數	Floor 樓層	Brand Name 品牌	Flat 單位	Model Number (Indoor Unit/Outdoor Unit) 型號 (室內組件/室外組件)				
				Living Room and Dining Room 客廳及飯廳	Master Bedroom 主人睡房	Bedroom 1 睡房 1	Bedroom 2 睡房 2	Bedroom 3 睡房 3
Tower T-2 第T-2座	5/F 5樓	General 珍寶	A	ASWA18L/AOWR18L x 2 nos 台	ASWA12L/AOWR12L		ASWA09L/AOWR09L	ASWA09L/AOWR09L
			B	ASWA18L/AOWR18L x 2 nos 台	ASWA12L/AOWR12L		ASWA09L/AOWR09L	ASWA09L/AOWR09L
			C	ASWA24L/AOWR24L	ASWA18L/AOWR18L		ASWA09L/AOWR09L	ASWA09L/AOWR09L
			D	ASWA24L/AOWR24L		ASWA12L/AOWR12L	ASWA09L/AOWR09L	
			E	ASWA24L/AOWR24L		ASWA12L/AOWR12L	ASWA09L/AOWR09L	
	6/F-12/F, 15/F-23/F, 25/F-29/F 6樓至12樓, 15樓至23樓, 25樓至29樓		A	ASWA18L x 2 nos 台	ASWA12L/AOWR12L		ASWA09L/AOWR09L	ASWA09L/AOWR09L
			B	ASWA18L x 2 nos 台	ASWA12L/AOWR12L		ASWA09L/AOWR09L	ASWA09L/AOWR09L
			C	ASWA24L/AOWR24L	ASWA18L/AOWR18L		ASWA09L/AOWR09L	ASWA09L/AOWR09L
			D	ASWA24L/AOWR24L		ASWA12L/AOWR12L	ASWA09L/AOWR09L	
			E	ASWA24L/AOWR24L		ASWA12L/AOWR12L	ASWA09L/AOWR09L	

The Vendor undertakes that if lifts or appliances of the specified brand name or model number are not installed in the Phase, lifts or appliances of comparable quality will be installed.

賣方承諾如期數中沒有安裝指明的品牌名稱或產品型號的升降機或設備，便會安裝品質相若的升降機或設備。

6. APPLIANCES SCHEDULE 設備說明表

AIR-CONDITIONER SCHEDULE

冷氣機設備說明

Tower 座數	Floor 樓層	Brand Name 品牌	Flat 單位	Model Number (Indoor Unit/Outdoor Unit) 型號 (室內組件/室外組件)					
				Living Room and Dining Room 客廳及飯廳	Master Bedroom 主人睡房	Bedroom 1 睡房 1	Bedroom 2 睡房 2	Bedroom 3 睡房 3	Bedroom 4 睡房 4
Tower T-2 第T-2座	31/F 31樓	General 珍寶	A	ASWA18L/AOWR18L x 3 nos 台	ASWA18L/AOWR18L		ASWA12L/AOWR12L	ASWA09L/AOWR09L	ASWA09L/AOWR09L
			C	ASWA18L/AOWR18L x 2 nos 台	ASWA18L/AOWR18L		ASWA09L/AOWR09L	ASWA09L/AOWR09L	
			D	ASWA24L/AOWR24L		ASWA12L/AOWR12L	ASWA09L/AOWR09L		
			E	ASWA24L/AOWR24L		ASWA12L/AOWR12L	ASWA09L/AOWR09L		
	32/F-33/F, 35/F-43/F, 45/F-46/F 32樓至33樓, 35樓至43樓, 45樓至46樓		A	ASWA18L/AOWR18L x 3 nos 台	ASWA18L/AOWR18L		ASWA12L/AOWR12L	ASWA09L/AOWR09L	ASWA09L/AOWR09L
			C	ASWA24L/AOWR24L x 2 nos 台	ASWA18L/AOWR18L		ASWA09L/AOWR09L	ASWA09L/AOWR09L	
			D	ASWA24L/AOWR24L		ASWA12L/AOWR12L	ASWA09L/AOWR09L		
			E	ASWA24L/AOWR24L		ASWA12L/AOWR12L	ASWA09L/AOWR09L		

The Vendor undertakes that if lifts or appliances of the specified brand name or model number are not installed in the Phase, lifts or appliances of comparable quality will be installed.

賣方承諾如期數中沒有安裝指明的品牌名稱或產品型號的升降機或設備，便會安裝品質相若的升降機或設備。

6. APPLIANCES SCHEDULE 設備說明表
AIR-CONDITIONER SCHEDULE
冷氣機設備說明

Tower 座數	Floor 樓層	Brand Name 品牌	Flat 單位	Model Number (Indoor Unit/Outdoor Unit) 型號 (室內組件/室外組件)					
				Living Room and Dining Room 客廳及飯廳	Kitchen 廚房	Master Bedroom 主人睡房	Bedroom 2 睡房 2	Bedroom 3 睡房 3	Bedroom 4 睡房 4
Tower T-2 第T-2座	47/F (Duplex) 47樓 (複式)	General 珍寶	A	ASWA18L/AOWR18L x 3 nos 台	AUG12F/AOG12F	ASWA24L/AOWR24L	ASWA09L/AOWR09L	ASWA12L/AOWR12L	ASWA12L/AOWR12L
			C	ASWA24L/AOWR24L x 2 nos 台	AUG12F/AOG12F	ASWA24L/AOWR24L	ASWA09L/AOWR09L	ASWA12L/AOWR12L	ASWA12L/AOWR12L
			D	ASWA18L/AOWR18L x 3 nos 台	AUG12F/AOG12F	ASWA24L/AOWR24L	ASWA09L/AOWR09L	ASWA12L/AOWR12L	ASWA12L/AOWR12L

The Vendor undertakes that if lifts or appliances of the specified brand name or model number are not installed in the Phase, lifts or appliances of comparable quality will be installed.

賣方承諾如期數中沒有安裝指明的品牌名稱或產品型號的升降機或設備，便會安裝品質相若的升降機或設備。

6. APPLIANCES SCHEDULE 設備說明表

AIR-CONDITIONER SCHEDULE

冷氣機設備說明

Tower 座數	Floor 樓層	Brand Name 品牌	Flat 單位	Model Number (Indoor Unit/Outdoor Unit) 型號 (室內組件/室外組件)				
				Living Room and Dining Room 客廳及飯廳	Master Bedroom 主人睡房	Bedroom 1 睡房 1	Bedroom 2 睡房 2	Bedroom 3 睡房 3
Tower T-3 第T-3座	5/F 5樓	General 珍寶	A	ASWA18L/AOWR18L x 2 nos 台	ASWA12L/AOWR12L		ASWA09L/AOWR09L	ASWA09L/AOWR09L
			B	ASWA18L/AOWR18L x 2 nos 台	ASWA12L/AOWR12L		ASWA09L/AOWR09L	ASWA09L/AOWR09L
			C	ASWA24L/AOWR24L		ASWA12L/AOWR12L	ASWA09L/AOWR09L	
			D	ASWA24L/AOWR24L		ASWA12L/AOWR12L	ASWA09L/AOWR09L	
			E	ASWA24L/AOWR24L		ASWA12L/AOWR12L	ASWA09L/AOWR09L	
	6/F-12/F, 15/F-23/F, 25/F-29/F 6樓至12樓, 15樓至23樓, 25樓至29樓		A	ASWA18L/AOWR18L x 2 nos 台	ASWA12L/AOWR12L		ASWA09L/AOWR09L	ASWA09L/AOWR09L
			B	ASWA18L/AOWR18L x 2 nos 台	ASWA12L/AOWR12L		ASWA09L/AOWR09L	ASWA09L/AOWR09L
			C	ASWA24L/AOWR24L		ASWA12L/AOWR12L	ASWA09L/AOWR09L	
			D	ASWA24L/AOWR24L		ASWA12L/AOWR12L	ASWA09L/AOWR09L	
			E	ASWA24L/AOWR24L		ASWA12L/AOWR12L	ASWA09L/AOWR09L	

The Vendor undertakes that if lifts or appliances of the specified brand name or model number are not installed in the Phase, lifts or appliances of comparable quality will be installed.
賣方承諾如期數中沒有安裝指明的品牌名稱或產品型號的升降機或設備，便會安裝品質相若的升降機或設備。

6. APPLIANCES SCHEDULE 設備說明表

AIR-CONDITIONER SCHEDULE

冷氣機設備說明

Tower 座數	Floor 樓層	Brand Name 品牌	Flat 單位	Model Number (Indoor Unit/Outdoor Unit) 型號 (室內組件/室外組件)				
				Living Room and Dining Room 客廳及飯廳	Master Bedroom 主人睡房	Bedroom 1 睡房 1	Bedroom 2 睡房 2	Bedroom 3 睡房 3
Tower T-3 第T-3座	31/F 31樓	General 珍寶	A	ASWA18L/AOWR18L x 2 nos 台	ASWA12L/AOWR12L		ASWA09L/AOWR09L	ASWA09L/AOWR09L
			B	ASWA18L/AOWR18L x 2 nos 台	ASWA12L/AOWR12L		ASWA09L/AOWR09L	ASWA09L/AOWR09L
			C	ASWA24L/AOWR24L		ASWA12L/AOWR12L	ASWA09L/AOWR09L	
			D	ASWA24L/AOWR24L		ASWA09L/AOWR09L	ASWA09L/AOWR09L	
			E	ASWA24L/AOWR24L		ASWA12L/AOWR12L	ASWA09L/AOWR09L	
	32/F-33/F, 35/F-42/F 32樓至33樓, 35樓至42樓		A	ASWA18L/AOWR18L x 2 nos 台	ASWA12L/AOWR12L		ASWA09L/AOWR09L	ASWA09L/AOWR09L
			B	ASWA18L/AOWR18L x 2 nos 台	ASWA12L/AOWR12L		ASWA09L/AOWR09L	ASWA09L/AOWR09L
			C	ASWA24L/AOWR24L		ASWA12L/AOWR12L	ASWA09L/AOWR09L	
			D	ASWA24L/AOWR24L		ASWA09L/AOWR09L	ASWA09L/AOWR09L	
			E	ASWA24L/AOWR24L		ASWA12L/AOWR12L	ASWA09L/AOWR09L	

The Vendor undertakes that if lifts or appliances of the specified brand name or model number are not installed in the Phase, lifts or appliances of comparable quality will be installed.

賣方承諾如期數中沒有安裝指明的品牌名稱或產品型號的升降機或設備，便會安裝品質相若的升降機或設備。

6. APPLIANCES SCHEDULE 設備說明表

AIR-CONDITIONER SCHEDULE

冷氣機設備說明

Tower 座數	Floor 樓層	Brand Name 品牌	Flat 單位	Model Number (Indoor Unit/Outdoor Unit) 型號 (室內組件/室外組件)					
				Living Room and Dining Room 客廳及飯廳	Kitchen 廚房	Master Bedroom 主人睡房	Bedroom 1 睡房 1	Bedroom 2 睡房 2	Bedroom 3 睡房 3
Tower T-3 第T-3座	43/F 43樓	General 珍寶	A	ASWA18L/AOWR18L x 2 nos 台	-	ASWA12L/AOWR12L		ASWA09L/AOWR09L	ASWA09L/AOWR09L
			B	ASWA18L/AOWR18L x 2 nos 台	-	ASWA12L/AOWR12L		ASWA12L/AOWR12L	ASWA09L/AOWR09L
			D	ASWA24L/AOWR24L	-		ASWA09L/AOWR09L	ASWA09L/AOWR09L	
			E	ASWA24L/AOWR24L	-		ASWA12L/AOWR12L	ASWA09L/AOWR09L	

Tower 座數	Floor 樓層	Brand Name 品牌	Flat 單位	Model Number (Indoor Unit/Outdoor Unit) 型號 (室內組件/室外組件)					
				Living Room and Dining Room 客廳及飯廳	Kitchen 廚房	Master Bedroom 主人睡房	Bedroom 1 睡房 1	Bedroom 2 睡房 2	Bedroom 3 睡房 3
Tower T-3 第T-3座	43/F (Duplex) 43樓 (複式)	General 珍寶	C	ARHF18LB/AOHA18L x 2 nos 台	AUG12F/AOG12F	ASWA18L/AOWR18L		ASWA12L/AOWR12L	ASWA12L/AOWR12L

The Vendor undertakes that if lifts or appliances of the specified brand name or model number are not installed in the Phase, lifts or appliances of comparable quality will be installed.
賣方承諾如期數中沒有安裝指明的品牌名稱或產品型號的升降機或設備，便會安裝品質相若的升降機或設備。

6. APPLIANCES SCHEDULE 設備說明表

AIR-CONDITIONER SCHEDULE

冷氣機設備說明

Tower 座數	Floor 樓層	Brand Name 品牌	Flat 單位	Model Number (Indoor Unit/Outdoor Unit) 型號 (室內組件/室外組件)					
				Living Room and Dining Room 客廳及飯廳	Kitchen 廚房	Master Bedroom 主人睡房	Bedroom 1 睡房 1	Bedroom 2 睡房 2	Bedroom 3 睡房 3
Tower T-3 第T-3座	45/F 45樓	General 珍寶	A	ASWA18L/AOWR18L x 2 nos 台	-	ASWA12L/AOWR12L		ASWA09L/AOWR09L	ASWA09L/AOWR09L
			B	ASWA18L/AOWR18L x 2 nos 台	-	ASWA12L/AOWR12L		ASWA09L/AOWR09L	ASWA09L/AOWR09L
			D	ASWA24L/AOWR24L	-		ASWA09L/AOWR09L	ASWA09L/AOWR09L	
			E	ASWA24L/AOWR24L	-		ASWA12L/AOWR12L	ASWA09L/AOWR09L	

Tower 座數	Floor 樓層	Brand Name 品牌	Flat 單位	Model Number (Indoor Unit/Outdoor Unit) 型號 (室內組件/室外組件)				
				Living Room and Dining Room 客廳及飯廳	Master Bedroom 主人睡房	Bedroom 1 睡房 1	Bedroom 2 睡房 2	Bedroom 3 睡房 3
Tower T-3 第T-3座	46/F-47/F 46樓至47樓	General 珍寶	A	ASWA18L/AOWR18L x 2 nos 台	ASWA12L/AOWR12L		ASWA09L/AOWR09L	ASWA09L/AOWR09L
			B	ASWA18L/AOWR18L x 2 nos 台	ASWA12L/AOWR12L		ASWA09L/AOWR09L	ASWA09L/AOWR09L
			D	ASWA24L/AOWR24L		ASWA09L/AOWR09L	ASWA09L/AOWR09L	
			E	ASWA24L/AOWR24L		ASWA09L/AOWR09L	ASWA09L/AOWR09L	

The Vendor undertakes that if lifts or appliances of the specified brand name or model number are not installed in the Phase, lifts or appliances of comparable quality will be installed.

賣方承諾如期數中沒有安裝指明的品牌名稱或產品型號的升降機或設備，便會安裝品質相若的升降機或設備。

6. APPLIANCES SCHEDULE 設備說明表

AIR-CONDITIONER SCHEDULE

冷氣機設備說明

Tower 座數	Floor 樓層	Brand Name 品牌	Flat 單位	Model Number (Indoor Unit/Outdoor Unit) 型號 (室內組件/室外組件)				
				Living Room and Dining Room 客廳及飯廳	Kitchen 廚房	Bedroom 4 睡房 4	Bedroom 4 (in Lower Duplex Floor) 睡房 4 (於複式下層)	Bedroom 5 睡房 5
Tower T-3 第T-3座	48/F (Duplex) 48樓 (複式)	General 珍寶	A	ASWA24L/AOWR24L x 3 nos 台	AUG12F/AOG12F	ASWA12L/AOWR12L		ASWA09L/AOWR09L
			D	ASWA18L/AOWR18L x 3 nos 台	AUG12F/AOG12F		ASWA12L/AOWR12L	

Tower 座數	Floor 樓層	Brand Name 品牌	Flat 單位	Model Number (Indoor Unit/Outdoor Unit) 型號 (室內組件/室外組件)			
				Master Bedroom 主人睡房	Bedroom 2 睡房 2	Bedroom 3 睡房 3	Bedroom 4 (in Upper Duplex Floor) 睡房 4 (於複式上層)
Tower T-3 第T-3座	48/F (Duplex) 48樓 (複式)	General 珍寶	A	ASWA18L/AOWR18L x 2 nos 台	ASWA09L/AOWR09L	ASWA18L/AOWR18L	
			D	ASWA24L/AOWR24L		ASWA09L/AOWR09L	ASWA12L/AOWR12L

The Vendor undertakes that if lifts or appliances of the specified brand name or model number are not installed in the Phase, lifts or appliances of comparable quality will be installed.
賣方承諾如期數中沒有安裝指明的品牌名稱或產品型號的升降機或設備，便會安裝品質相若的升降機或設備。

6. APPLIANCES SCHEDULE 設備說明表

AIR-CONDITIONER SCHEDULE

冷氣機設備說明

Tower 座數	Floor 樓層	Brand Name 品牌	Flat 單位	Model Number (Indoor Unit/Outdoor Unit) 型號 (室內組件/室外組件)				
				Living Room and Dining Room 客廳及飯廳	Master Bedroom 主人睡房	Bedroom 1 睡房 1	Bedroom 2 睡房 2	Bedroom 3 睡房 3
Tower T-6 第T-6座	5/F 5樓	General 珍寶	A	ASWA18L/AOWR18L x 2 nos 台	ASWA12L/AOWR12L		ASWA09L/AOWR09L	ASWA09L/AOWR09L
			B	ASWA18L/AOWR18L x 2 nos 台	ASWA12L/AOWR12L		ASWA09L/AOWR09L	ASWA09L/AOWR09L
			C	ASWA24L/AOWR24L		ASWA12L/AOWR12L	ASWA09L/AOWR09L	
			D	ASWA24L/AOWR24L		ASWA12L/AOWR12L	ASWA09L/AOWR09L	
			E	ASWA24L/AOWR24L		ASWA12L/AOWR12L	ASWA09L/AOWR09L	
	6/F-12/F, 15/F-23/F, 25/F-29/F 6樓至12樓, 15樓至23樓, 25樓至29樓		A	ASWA18L/AOWR18L x 2 nos 台	ASWA12L/AOWR12L		ASWA09L/AOWR09L	ASWA09L/AOWR09L
			B	ASWA18L/AOWR18L x 2 nos 台	ASWA12L/AOWR12L		ASWA09L/AOWR09L	ASWA09L/AOWR09L
			C	ASWA24L/AOWR24L		ASWA12L/AOWR12L	ASWA09L/AOWR09L	
			D	ASWA24L/AOWR24L		ASWA12L/AOWR12L	ASWA09L/AOWR09L	
			E	ASWA24L/AOWR24L		ASWA12L/AOWR12L	ASWA09L/AOWR09L	

The Vendor undertakes that if lifts or appliances of the specified brand name or model number are not installed in the Phase, lifts or appliances of comparable quality will be installed.

賣方承諾如期數中沒有安裝指明的品牌名稱或產品型號的升降機或設備，便會安裝品質相若的升降機或設備。

6. APPLIANCES SCHEDULE 設備說明表

AIR-CONDITIONER SCHEDULE

冷氣機設備說明

Tower 座數	Floor 樓層	Brand Name 品牌	Flat 單位	Model Number (Indoor Unit/Outdoor Unit) 型號 (室內組件/室外組件)				
				Living Room and Dining Room 客廳及飯廳	Master Bedroom 主人睡房	Bedroom 1 睡房 1	Bedroom 2 睡房 2	Bedroom 3 睡房 3
Tower T-6 第T-6座	31/F 31樓	General 珍寶	A	ASWA18L/AOWR18L x 2 nos 台	ASWA12L/AOWR12L		ASWA09L/AOWR09L	ASWA09L/AOWR09L
			B	ASWA18L/AOWR18L x 2 nos 台	ASWA12L/AOWR12L		ASWA09L/AOWR09L	ASWA09L/AOWR09L
			C	ASWA24L/AOWR24L		ASWA12L/AOWR12L	ASWA09L/AOWR09L	
			D	ASWA24L/AOWR24L		ASWA09L/AOWR09L	ASWA09L/AOWR09L	
			E	ASWA24L/AOWR24L		ASWA12L/AOWR12L	ASWA09L/AOWR09L	
	32/F-33/F, 35/F-42/F 32樓至33樓, 35樓至42樓		A	ASWA18L/AOWR18L x 2 nos 台	ASWA12L/AOWR12L		ASWA09L/AOWR09L	ASWA09L/AOWR09L
			B	ASWA18L/AOWR18L x 2 nos 台	ASWA12L/AOWR12L		ASWA09L/AOWR09L	ASWA09L/AOWR09L
			C	ASWA24L/AOWR24L		ASWA12L/AOWR12L	ASWA09L/AOWR09L	
			D	ASWA24L/AOWR24L		ASWA09L/AOWR09L	ASWA09L/AOWR09L	
			E	ASWA24L/AOWR24L		ASWA12L/AOWR12L	ASWA09L/AOWR09L	

The Vendor undertakes that if lifts or appliances of the specified brand name or model number are not installed in the Phase, lifts or appliances of comparable quality will be installed.
賣方承諾如期數中沒有安裝指明的品牌名稱或產品型號的升降機或設備，便會安裝品質相若的升降機或設備。

6. APPLIANCES SCHEDULE 設備說明表

AIR-CONDITIONER SCHEDULE

冷氣機設備說明

Tower 座數	Floor 樓層	Brand Name 品牌	Flat 單位	Model Number (Indoor Unit/Outdoor Unit) 型號 (室內組件/室外組件)					
				Living Room and Dining Room 客廳及飯廳	Kitchen 廚房	Master Bedroom 主人睡房	Bedroom 1 睡房 1	Bedroom 2 睡房 2	Bedroom 3 睡房 3
Tower T-6 第T-6座	43/F 43樓	General 珍寶	A	ASWA18L/AOWR18L x 2 nos 台	-	ASWA12L/AOWR12L		ASWA09L/AOWR09L	ASWA09L/AOWR09L
			B	ASWA18L/AOWR18L x 2 nos 台	-	ASWA12L/AOWR12L		ASWA12L/AOWR12L	ASWA09L/AOWR09L
			D	ASWA24L/AOWR24L	-		ASWA09L/AOWR09L	ASWA09L/AOWR09L	
			E	ASWA24L/AOWR24L	-		ASWA12L/AOWR12L	ASWA09L/AOWR09L	

Tower 座數	Floor 樓層	Brand Name 品牌	Flat 單位	Model Number (Indoor Unit/Outdoor Unit) 型號 (室內組件/室外組件)					
				Living Room and Dining Room 客廳及飯廳	Kitchen 廚房	Master Bedroom 主人睡房	Bedroom 1 睡房 1	Bedroom 2 睡房 2	Bedroom 3 睡房 3
Tower T-6 第T-6座	43/F (Duplex) 43樓 (複式)	General 珍寶	C	ARHF18LB/AOHA18L x 2 nos 台	AUG12F/AOG12F	ASWA18L/AOWR18L		ASWA12L/AOWR12L	ASWA12L/AOWR12L

The Vendor undertakes that if lifts or appliances of the specified brand name or model number are not installed in the Phase, lifts or appliances of comparable quality will be installed.

賣方承諾如期數中沒有安裝指明的品牌名稱或產品型號的升降機或設備，便會安裝品質相若的升降機或設備。

6. APPLIANCES SCHEDULE 設備說明表

AIR-CONDITIONER SCHEDULE

冷氣機設備說明

Tower 座數	Floor 樓層	Brand Name 品牌	Flat 單位	Model Number (Indoor Unit/Outdoor Unit) 型號 (室內組件/室外組件)					
				Living Room and Dining Room 客廳及飯廳	Kitchen 廚房	Master Bedroom 主人睡房	Bedroom 1 睡房 1	Bedroom 2 睡房 2	Bedroom 3 睡房 3
Tower T-6 第T-6座	45/F 45樓	General 珍寶	A	ASWA18L/AOWR18L x 2 nos 台	-	ASWA12L/AOWR12L		ASWA09L/AOWR09L	ASWA09L/AOWR09L
			B	ASWA18L/AOWR18L x 2 nos 台	-	ASWA12L/AOWR12L		ASWA09L/AOWR09L	ASWA09L/AOWR09L
			D	ASWA24L/AOWR24L	-		ASWA09L/AOWR09L	ASWA09L/AOWR09L	
			E	ASWA24L/AOWR24L	-		ASWA12L/AOWR12L	ASWA09L/AOWR09L	

Tower 座數	Floor 樓層	Brand Name 品牌	Flat 單位	Model Number (Indoor Unit/Outdoor Unit) 型號 (室內組件/室外組件)				
				Living Room and Dining Room 客廳及飯廳	Master Bedroom 主人睡房	Bedroom 1 睡房 1	Bedroom 2 睡房 2	Bedroom 3 睡房 3
Tower T-6 第T-6座	46/F-47/F 46樓至47樓	General 珍寶	A	ASWA18L/AOWR18L x 2 nos 台	ASWA12L/AOWR12L		ASWA09L/AOWR09L	ASWA09L/AOWR09L
			B	ASWA18L/AOWR18L x 2 nos 台	ASWA12L/AOWR12L		ASWA09L/AOWR09L	ASWA09L/AOWR09L
			D	ASWA24L/AOWR24L		ASWA09L/AOWR09L	ASWA09L/AOWR09L	
			E	ASWA24L/AOWR24L		ASWA09L/AOWR09L	ASWA09L/AOWR09L	

The Vendor undertakes that if lifts or appliances of the specified brand name or model number are not installed in the Phase, lifts or appliances of comparable quality will be installed.
賣方承諾如期數中沒有安裝指明的品牌名稱或產品型號的升降機或設備，便會安裝品質相若的升降機或設備。

6. APPLIANCES SCHEDULE 設備說明表
AIR-CONDITIONER SCHEDULE
冷氣機設備說明

Tower 座數	Floor 樓層	Brand Name 品牌	Flat 單位	Model Number (Indoor Unit/Outdoor Unit) 型號 (室內組件/室外組件)				
				Living Room and Dining Room 客廳及飯廳	Kitchen 廚房	Bedroom 4 睡房 4	Bedroom 4 (in Lower Duplex Floor) 睡房 4 (於複式下層)	Bedroom 5 睡房 5
Tower T-6 第T-6座	48/F (Duplex) 48樓 (複式)	General 珍寶	A	ASWA24L/AOWR24L x 3 nos 台	AUG12F/AOG12F	ASWA12L/AOWR12L		ASWA09L/AOWR09L
			D	ASWA18L/AOWR18L x 3 nos 台	AUG12F/AOG12F		ASWA12L/AOWR12L	

Tower 座數	Floor 樓層	Brand Name 品牌	Flat 單位	Model Number (Indoor Unit/Outdoor Unit) 型號 (室內組件/室外組件)			
				Master Bedroom 主人睡房	Bedroom 2 睡房 2	Bedroom 3 睡房 3	Bedroom 4 (in Upper Duplex Floor) 睡房 4 (於複式上層)
Tower T-6 第T-6座	48/F (Duplex) 48樓 (複式)	General 珍寶	A	ASWA18L/AOWR18L x 2 nos 台	ASWA09L/AOWR09L	ASWA18L/AOWR18L	
			D	ASWA24L/AOWR24L		ASWA09L/AOWR09L	ASWA12L/AOWR12L

The Vendor undertakes that if lifts or appliances of the specified brand name or model number are not installed in the Phase, lifts or appliances of comparable quality will be installed.

賣方承諾如期數中沒有安裝指明的品牌名稱或產品型號的升降機或設備，便會安裝品質相若的升降機或設備。

6. APPLIANCES SCHEDULE 設備說明表

AIR-CONDITIONER SCHEDULE

冷氣機設備說明

Tower 座數	Floor 樓層	Brand Name 品牌	Flat 單位	Model Number (Indoor Unit/Outdoor Unit) 型號(室內組件/室外組件)				
				Living Room and Dining Room 客廳及飯廳	Master Bedroom 主人睡房	Bedroom 1 睡房 1	Bedroom 2 睡房 2	Bedroom 3 睡房 3
Tower T-7 第T-7座	5/F 5樓	General 珍寶	A	ASWA18L/AOWR18L x 2 nos 台	ASWA12L/AOWR12L		ASWA09L/AOWR09L	ASWA09L/AOWR09L
			B	ASWA18L/AOWR18L x 2 nos 台	ASWA12L/AOWR12L		ASWA09L/AOWR09L	ASWA09L/AOWR09L
			C	ASWA24L/AOWR24L	ASWA18L/AOWR18L		ASWA09L/AOWR09L	ASWA09L/AOWR09L
			D	ASWA24L/AOWR24L		ASWA12L/AOWR12L	ASWA09L/AOWR09L	
			E	ASWA24L/AOWR24L		ASWA12L/AOWR12L	ASWA09L/AOWR09L	
	6/F-12/F, 15/F-23/F, 25/F-29/F 6樓至12樓, 15樓至23樓, 25樓至29樓		A	ASWA18L x 2 nos 台	ASWA12L/AOWR12L		ASWA09L/AOWR09L	ASWA09L/AOWR09L
			B	ASWA18L x 2 nos 台	ASWA12L/AOWR12L		ASWA09L/AOWR09L	ASWA09L/AOWR09L
			C	ASWA24L/AOWR24L	ASWA18L/AOWR18L		ASWA09L/AOWR09L	ASWA09L/AOWR09L
			D	ASWA24L/AOWR24L		ASWA12L/AOWR12L	ASWA09L/AOWR09L	
			E	ASWA24L/AOWR24L		ASWA12L/AOWR12L	ASWA09L/AOWR09L	

The Vendor undertakes that if lifts or appliances of the specified brand name or model number are not installed in the Phase, lifts or appliances of comparable quality will be installed.
賣方承諾如期數中沒有安裝指明的品牌名稱或產品型號的升降機或設備，便會安裝品質相若的升降機或設備。

6. APPLIANCES SCHEDULE 設備說明表

AIR-CONDITIONER SCHEDULE

冷氣機設備說明

Tower 座數	Floor 樓層	Brand Name 品牌	Flat 單位	Model Number (Indoor Unit/Outdoor Unit) 型號 (室內組件/室外組件)					
				Living Room and Dining Room 客廳及飯廳	Master Bedroom 主人睡房	Bedroom 1 睡房 1	Bedroom 2 睡房 2	Bedroom 3 睡房 3	Bedroom 4 睡房 4
Tower T-7 第T-7座	31/F 31樓	General 珍寶	A	ASWA18L/AOWR18L x 3 nos 台	ASWA18L/AOWR18L		ASWA12L/AOWR12L	ASWA09L/AOWR09L	ASWA09L/AOWR09L
			C	ASWA18L/AOWR18L x 2 nos 台	ASWA18L/AOWR18L		ASWA09L/AOWR09L	ASWA09L/AOWR09L	
			D	ASWA24L/AOWR24L		ASWA12L/AOWR12L	ASWA09L/AOWR09L		
			E	ASWA24L/AOWR24L		ASWA12L/AOWR12L	ASWA09L/AOWR09L		
	32/F-33/F, 35/F-43/F, 45/F-46/F 32樓至33樓, 35樓至43樓, 45樓至46樓		A	ASWA18L/AOWR18L x 3 nos 台	ASWA18L/AOWR18L		ASWA12L/AOWR12L	ASWA09L/AOWR09L	ASWA09L/AOWR09L
			C	ASWA24L/AOWR24L x 2 nos 台	ASWA18L/AOWR18L		ASWA09L/AOWR09L	ASWA09L/AOWR09L	
			D	ASWA24L/AOWR24L		ASWA12L/AOWR12L	ASWA09L/AOWR09L		
			E	ASWA24L/AOWR24L		ASWA12L/AOWR12L	ASWA09L/AOWR09L		

The Vendor undertakes that if lifts or appliances of the specified brand name or model number are not installed in the Phase, lifts or appliances of comparable quality will be installed.

賣方承諾如期數中沒有安裝指明的品牌名稱或產品型號的升降機或設備，便會安裝品質相若的升降機或設備。

6. APPLIANCES SCHEDULE 設備說明表

AIR-CONDITIONER SCHEDULE

冷氣機設備說明

Tower 座數	Floor 樓層	Brand Name 品牌	Flat 單位	Model Number (Indoor Unit/Outdoor Unit) 型號 (室內組件/室外組件)					
				Living Room and Dining Room 客廳及飯廳	Kitchen 廚房	Master Bedroom 主人睡房	Bedroom 2 睡房 2	Bedroom 3 睡房 3	Bedroom 4 睡房 4
Tower T-7 第T-7座	47/F (Duplex) 47樓(複式)	General 珍寶	A	ASWA18L/AOWR18L x 3 nos 台	AUG12F/AOG12F	ASWA24L/AOWR24L	ASWA09L/AOWR09L	ASWA12L/AOWR12L	ASWA12L/AOWR12L
			C	ASWA24L/AOWR24L x 2 nos 台	AUG12F/AOG12F	ASWA24L/AOWR24L	ASWA09L/AOWR09L	ASWA12L/AOWR12L	ASWA12L/AOWR12L
			D	ASWA18L/AOWR18L x 3 nos 台	AUG12F/AOG12F	ASWA24L/AOWR24L	ASWA09L/AOWR09L	ASWA12L/AOWR12L	ASWA12L/AOWR12L

The Vendor undertakes that if lifts or appliances of the specified brand name or model number are not installed in the Phase, lifts or appliances of comparable quality will be installed.
賣方承諾如期數中沒有安裝指明的品牌名稱或產品型號的升降機或設備，便會安裝品質相若的升降機或設備。

6. APPLIANCES SCHEDULE 設備說明表

AIR-CONDITIONER SCHEDULE

冷氣機設備說明

Tower 座數	Floor 樓層	Brand Name 品牌	Flat 單位	Model Number (Indoor Unit/Outdoor Unit) 型號(室內組件/室外組件)				
				Living Room and Dining Room 客廳及飯廳	Master Bedroom 主人睡房	Bedroom 1 睡房 1	Bedroom 2 睡房 2	Bedroom 3 睡房 3
Tower T-8 第T-8座	5/F 5樓	General 珍寶	A	ASWA18L/AOWR18L x 2 nos 台	ASWA12L/AOWR12L		ASWA09L/AOWR09L	ASWA09L/AOWR09L
			B	ASWA18L x 2 nos 台	ASWA12L/AOWR12L		ASWA09L/AOWR09L	ASWA09L/AOWR09L
			C	ASWA24L/AOWR24L	ASWA18L/AOWR18L		ASWA09L/AOWR09L	ASWA09L/AOWR09L
			D	ASWA24L/AOWR24L		ASWA12L/AOWR12L	ASWA09L/AOWR09L	
			E	ASWA24L/AOWR24L		ASWA12L/AOWR12L	ASWA09L/AOWR09L	ASWA09L/AOWR09L
	6/F-12/F, 15/F-23/F, 25/F-29/F 6樓至12樓, 15樓至23樓, 25樓至29樓		A	ASWA18L/AOWR18L x 2 nos 台	ASWA12L/AOWR12L		ASWA09L/AOWR09L	ASWA09L/AOWR09L
			B	ASWA18L/AOWR18L x 2 nos 台	ASWA12L/AOWR12L		ASWA09L/AOWR09L	ASWA09L/AOWR09L
			C	ASWA24L/AOWR24L	ASWA18L/AOWR18L		ASWA09L/AOWR09L	ASWA09L/AOWR09L
			D	ASWA24L/AOWR24L		ASWA12L/AOWR12L	ASWA09L/AOWR09L	
			E	ASWA24L/AOWR24L		ASWA12L/AOWR12L	ASWA09L/AOWR09L	ASWA09L/AOWR09L

The Vendor undertakes that if lifts or appliances of the specified brand name or model number are not installed in the Phase, lifts or appliances of comparable quality will be installed.
賣方承諾如期數中沒有安裝指明的品牌名稱或產品型號的升降機或設備，便會安裝品質相若的升降機或設備。

6. APPLIANCES SCHEDULE 設備說明表

AIR-CONDITIONER SCHEDULE

冷氣機設備說明

Tower 座數	Floor 樓層	Brand Name 品牌	Flat 單位	Model Number (Indoor Unit/Outdoor Unit) 型號(室內組件/室外組件)					
				Living Room and Dining Room 客廳及飯廳	Master Bedroom 主人睡房	Bedroom 1 睡房 1	Bedroom 2 睡房 2	Bedroom 3 睡房 3	Bedroom 4 睡房 4
Tower T-8 第T-8座	31/F 31樓	General 珍寶	A	ASWA18L/AOWR18L x 3 nos 台	ASWA18L/AOWR18L		ASWA09L/AOWR09L	ASWA09L/AOWR09L	ASWA09L/AOWR09L
			C	ASWA18L/AOWR18L x 2 nos 台	ASWA18L/AOWR18L		ASWA09L/AOWR09L	ASWA09L/AOWR09L	ASWA09L/AOWR09L
			D	ASWA24L/AOWR24L		ASWA12L/AOWR12L	ASWA09L/AOWR09L		
			E	ASWA24L/AOWR24L		ASWA12L/AOWR12L	ASWA09L/AOWR09L	ASWA09L/AOWR09L	
	32/F-33/F, 35/F-43/F 32樓至33樓, 35樓至43樓		A	ASWA18L/AOWR18L x 3 nos 台	ASWA18L/AOWR18L		ASWA09L/AOWR09L	ASWA09L/AOWR09L	ASWA09L/AOWR09L
			C	ASWA18L/AOWR18L x 2 nos 台	ASWA18L/AOWR18L		ASWA09L/AOWR09L	ASWA09L/AOWR09L	ASWA09L/AOWR09L
			D	ASWA24L/AOWR24L		ASWA12L/AOWR12L	ASWA09L/AOWR09L		
			E	ASWA24L/AOWR24L		ASWA12L/AOWR12L	ASWA09L/AOWR09L	ASWA09L/AOWR09L	

The Vendor undertakes that if lifts or appliances of the specified brand name or model number are not installed in the Phase, lifts or appliances of comparable quality will be installed.

賣方承諾如期數中沒有安裝指明的品牌名稱或產品型號的升降機或設備，便會安裝品質相若的升降機或設備。

6. APPLIANCES SCHEDULE 設備說明表
AIR-CONDITIONER SCHEDULE
冷氣機設備說明

Tower 座數	Floor 樓層	Brand Name 品牌	Flat 單位	Model Number (Indoor Unit/Outdoor Unit) 型號 (室內組件/室外組件)			
				Living Room and Dining Room 客廳及飯廳	Kitchen 廚房	Master Bedroom 主人睡房	Family Room 家庭廳
Tower T-8 第T-8座	45/F (Duplex) 45樓 (複式)	General 珍寶	A	ASWA18L/AOWR18L x 3 nos 台	AUG12F/AOG12F	ASWA18L/AOWR18L x 2 nos 台	
			C	ASWA18L/AOWR18L x 3 nos 台	AUG12F/AOG12F	ASWA18L/AOWR18L x 2 nos 台	ASWA18L/AOWR18L
			D	ASWA18L/AOWR18L x 3 nos 台	AUG12F/AOG12F	ASWA24L/AOWR24L	

Tower 座數	Floor 樓層	Brand Name 品牌	Flat 單位	Model Number (Indoor Unit/Outdoor Unit) 型號 (室內組件/室外組件)			
				Bedroom 2 睡房 2	Bedroom 3 睡房 3	Bedroom 4 睡房 4	Bedroom 5 睡房 5
Tower T-8 第T-8座	45/F (Duplex) 45樓 (複式)	General 珍寶	A	ASWA12L/AOWR12L	ASWA09L/AOWR09L	ASWA12L/AOWR12L	ASWA09L/AOWR09L
			C	ASWA09L/AOWR09L	ASWA12L/AOWR12L		
			D	ASWA18L/AOWR18L	ASWA12L/AOWR12L	ASWA12L/AOWR12L	

The Vendor undertakes that if lifts or appliances of the specified brand name or model number are not installed in the Phase, lifts or appliances of comparable quality will be installed.

賣方承諾如期數中沒有安裝指明的品牌名稱或產品型號的升降機或設備，便會安裝品質相若的升降機或設備。

6. APPLIANCES SCHEDULE 設備說明表

EXHAUST FAN SCHEDULE

抽氣扇設備說明

Tower 座數	Floor 樓層	Flat 單位	Brand Name (Model Number) 品牌 (型號)			
			Kitchen 廚房	Bathroom (in Master Bedroom) 浴室 (主人睡房內)	Bathroom 浴室	Toilet (in Store Room) 洗手間 (儲物室內)
Tower T-1 第T-1座	5/F-12/F, 15/F-23/F, 25/F-29/F 5樓至12樓, 15樓至23樓, 25樓至29樓	A	★ IMASU (HAE 13-15B2) ★ 伊馬司 (HAE 13-15B2)	★ IMASU (HAE 13-15B2) ★ 伊馬司 (HAE 13-15B2)	★ IMASU (HAE 13-15B2) ★ 伊馬司 (HAE 13-15B2)	★ IMASU (HAE 13-15B2) ★ 伊馬司 (HAE 13-15B2)
		B	★ IMASU (HAE 13-15B2) ★ 伊馬司 (HAE 13-15B2)	★ IMASU (HAE 13-15B2) ★ 伊馬司 (HAE 13-15B2)	★ IMASU (HAE 13-15B2) ★ 伊馬司 (HAE 13-15B2)	★ IMASU (HAE 13-15B2) ★ 伊馬司 (HAE 13-15B2)
		C	★ IMASU (HAE 13-15B2) ★ 伊馬司 (HAE 13-15B2)	★ IMASU (HAE 13-15B2) ★ 伊馬司 (HAE 13-15B2)	★ IMASU (HAE 13-15B2) ★ 伊馬司 (HAE 13-15B2)	
		D	★ IMASU (HAE 13-15B2) ★ 伊馬司 (HAE 13-15B2)		▲ OSTBERG (RFE160A) ▲ 奧斯博格 (RFE160A)	
		E	★ IMASU (HAE 13-15B2) ★ 伊馬司 (HAE 13-15B2)		▲ OSTBERG (RFE160A) ▲ 奧斯博格 (RFE160A)	

Note: ★ Window Type Propeller Fan

▲ Duct Type Radial Fan

備註: ★ 窗口式抽氣扇

▲ 徑流式風機

The Vendor undertakes that if lifts or appliances of the specified brand name or model number are not installed in the Phase, lifts or appliances of comparable quality will be installed.

賣方承諾如期數中沒有安裝指明的品牌名稱或產品型號的升降機或設備，便會安裝品質相若的升降機或設備。

6. APPLIANCES SCHEDULE 設備說明表

EXHAUST FAN SCHEDULE

抽氣扇設備說明

Tower 座數	Floor 樓層	Flat 單位	Brand Name (Model Number) 品牌 (型號)				
			Kitchen 廚房	Bathroom (in Master Bedroom) 浴室 (主人睡房內)	Bathroom 浴室	Bathroom (in Bedroom 4) 浴室 (睡房4內)	Toilet (in Store Room) 洗手間 (儲物室內)
Tower T-1 第T-1座	31/F-33/F, 35/F-43/F 31樓至33樓, 35樓至43樓	A	★ IMASU (HAE 13-15B2) ★ 伊馬司 (HAE 13-15B2)	★ IMASU (HAE 13-15B2) ★ 伊馬司 (HAE 13-15B2)	★ IMASU (HAE 13-15B2) ★ 伊馬司 (HAE 13-15B2)	★ IMASU (HAE 13-15B2) ★ 伊馬司 (HAE 13-15B2)	★ IMASU (HAE 13-15B2) ★ 伊馬司 (HAE 13-15B2)
		C	★ IMASU (HAE 13-15B2) ★ 伊馬司 (HAE 13-15B2)	★ IMASU (HAE 13-15B2) ★ 伊馬司 (HAE 13-15B2)	★ IMASU (HAE 13-15B2) ★ 伊馬司 (HAE 13-15B2)		★ IMASU (HAE 13-15B2) ★ 伊馬司 (HAE 13-15B2)
		D	★ IMASU (HAE 13-15B2) ★ 伊馬司 (HAE 13-15B2)		▲ OSTBERG (RFE160A) ▲ 奧斯博格 (RFE160A)		
		E	★ IMASU (HAE 13-15B2) ★ 伊馬司 (HAE 13-15B2)		▲ OSTBERG (RFE160A) ▲ 奧斯博格 (RFE160A)		

Note: ★ Window Type Propeller Fan

▲ Duct Type Radial Fan

備註: ★ 窗口式抽氣扇

▲ 徑流式風機

The Vendor undertakes that if lifts or appliances of the specified brand name or model number are not installed in the Phase, lifts or appliances of comparable quality will be installed.

賣方承諾如期數中沒有安裝指明的品牌名稱或產品型號的升降機或設備，便會安裝品質相若的升降機或設備。

6. APPLIANCES SCHEDULE 設備說明表

EXHAUST FAN SCHEDULE

抽氣扇設備說明

Tower 座數	Floor 樓層	Flat 單位	Brand Name (Model Number) 品牌 (型號)						
			Kitchen 廚房	Bathroom (in Master Bedroom) 浴室 (主人睡房內)	Bathroom (in Lower Duplex Floor) 浴室 (於複式下層)	Bathroom (in Upper Duplex Floor) 浴室 (於複式上層)	Bathroom (in Bedroom 2) 浴室 (睡房2內)	Bathroom (in Bedroom 3) 浴室 (睡房3內)	Toilet (in Store Room) 洗手間 (儲物室內)
Tower T-1 第T-1座	45/F (Duplex) 45樓 (複式)	A	★ IMASU (HAE 13-15B2) ★ 伊馬司 (HAE 13-15B2)	▲ OSTBERG (RFE160A) ▲ 奧斯博格 (RFE160A)		★ IMASU (HAE 13-15B2) ★ 伊馬司 (HAE 13-15B2)			★ IMASU (HAE 13-15B2) ★ 伊馬司 (HAE 13-15B2)
		C	★ IMASU (HAE 13-15B2) ★ 伊馬司 (HAE 13-15B2)	▲ OSTBERG (RFE160A) ▲ 奧斯博格 (RFE160A)	★ IMASU (HAE 13-15B2) ★ 伊馬司 (HAE 13-15B2)	★ IMASU (HAE 13-15B2) ★ 伊馬司 (HAE 13-15B2)		★ IMASU (HAE 13-15B2) ★ 伊馬司 (HAE 13-15B2)	★ IMASU (HAE 13-15B2) ★ 伊馬司 (HAE 13-15B2)
		D	★ IMASU (HAE 13-15B2) ★ 伊馬司 (HAE 13-15B2)	▲ OSTBERG (RFE160A) ▲ 奧斯博格 (RFE160A)	▲ OSTBERG (RFE160A) ▲ 奧斯博格 (RFE160A)		★ IMASU (HAE 13-15B2) ★ 伊馬司 (HAE 13-15B2)		★ IMASU (HAE 13-15B2) ★ 伊馬司 (HAE 13-15B2)

Tower 座數	Floor 樓層	Flat 單位	Brand Name (Model Number) 品牌 (型號)	
			Toilet (in Lower Duplex Floor) 洗手間 (於複式下層)	Bathroom (in Bedroom 4) 浴室 (睡房4內)
Tower T-1 第T-1座	45/F (Duplex) 45樓 (複式)	A	★ IMASU (HAE 13-15B2) ★ 伊馬司 (HAE 13-15B2)	★ IMASU (HAE 13-15B2) ★ 伊馬司 (HAE 13-15B2)

Note: ★ Window Type Propeller Fan

▲ Duct Type Radial Fan

備註: ★ 窗口式抽氣扇

▲ 徑流式風機

The Vendor undertakes that if lifts or appliances of the specified brand name or model number are not installed in the Phase, lifts or appliances of comparable quality will be installed.

賣方承諾如期數中沒有安裝指明的品牌名稱或產品型號的升降機或設備，便會安裝品質相若的升降機或設備。

6. APPLIANCES SCHEDULE 設備說明表

EXHAUST FAN SCHEDULE

抽氣扇設備說明

Tower 座數	Floor 樓層	Flat 單位	Brand Name (Model Number) 品牌 (型號)			
			Kitchen 廚房	Bathroom (in Master Bedroom) 浴室 (主人睡房內)	Bathroom 浴室	Toilet (in Store Room) 洗手間 (儲物室內)
Tower T-2 第T-2座	5/F-12/F, 15/F-23/F, 25/F-29/F 5樓至12樓, 15樓至23樓, 25樓至29樓	A	★ IMASU (HAE 13-15B2) ★ 伊馬司 (HAE 13-15B2)	★ IMASU (HAE 13-15B2) ★ 伊馬司 (HAE 13-15B2)	★ IMASU (HAE 13-15B2) ★ 伊馬司 (HAE 13-15B2)	★ IMASU (HAE 13-15B2) ★ 伊馬司 (HAE 13-15B2)
		B	★ IMASU (HAE 13-15B2) ★ 伊馬司 (HAE 13-15B2)	★ IMASU (HAE 13-15B2) ★ 伊馬司 (HAE 13-15B2)	★ IMASU (HAE 13-15B2) ★ 伊馬司 (HAE 13-15B2)	★ IMASU (HAE 13-15B2) ★ 伊馬司 (HAE 13-15B2)
		C	★ IMASU (HAE 13-15B2) ★ 伊馬司 (HAE 13-15B2)	★ IMASU (HAE 13-15B2) ★ 伊馬司 (HAE 13-15B2)	★ IMASU (HAE 13-15B2) ★ 伊馬司 (HAE 13-15B2)	
		D	★ IMASU (HAE 13-15B2) ★ 伊馬司 (HAE 13-15B2)		★ IMASU (HAE 13-15B2) ★ 伊馬司 (HAE 13-15B2)	
		E	★ IMASU (HAE 13-15B2) ★ 伊馬司 (HAE 13-15B2)		★ IMASU (HAE 13-15B2) ★ 伊馬司 (HAE 13-15B2)	

Note: ★ Window Type Propeller Fan

▲ Duct Type Radial Fan

備註: ★ 窗口式抽氣扇

▲ 徑流式風機

The Vendor undertakes that if lifts or appliances of the specified brand name or model number are not installed in the Phase, lifts or appliances of comparable quality will be installed.

賣方承諾如期數中沒有安裝指明的品牌名稱或產品型號的升降機或設備，便會安裝品質相若的升降機或設備。

6. APPLIANCES SCHEDULE 設備說明表

EXHAUST FAN SCHEDULE

抽氣扇設備說明

Tower 座數	Floor 樓層	Flat 單位	Brand Name (Model Number) 品牌 (型號)				
			Kitchen 廚房	Bathroom (in Master Bedroom) 浴室 (主人睡房內)	Bathroom 浴室	Bathroom (in Bedroom 2) 浴室 (睡房2內)	Toilet (in Store Room) 洗手間 (儲物室內)
Tower T-2 第T-2座	31/F-33/F, 35/F-43/F, 45/F-46/F 31樓至33樓, 35樓至43樓, 45樓至46樓	A	★ IMASU (HAE 13-15B2) ★ 伊馬司 (HAE 13-15B2)	★ IMASU (HAE 13-15B2) ★ 伊馬司 (HAE 13-15B2)	★ IMASU (HAE 13-15B2) ★ 伊馬司 (HAE 13-15B2)	★ IMASU (HAE 13-15B2) ★ 伊馬司 (HAE 13-15B2)	★ IMASU (HAE 13-15B2) ★ 伊馬司 (HAE 13-15B2)
		C	★ IMASU (HAE 13-15B2) ★ 伊馬司 (HAE 13-15B2)	★ IMASU (HAE 13-15B2) ★ 伊馬司 (HAE 13-15B2)	★ IMASU (HAE 13-15B2) ★ 伊馬司 (HAE 13-15B2)		
		D	★ IMASU (HAE 13-15B2) ★ 伊馬司 (HAE 13-15B2)		★ IMASU (HAE 13-15B2) ★ 伊馬司 (HAE 13-15B2)		
		E	★ IMASU (HAE 13-15B2) ★ 伊馬司 (HAE 13-15B2)		★ IMASU (HAE 13-15B2) ★ 伊馬司 (HAE 13-15B2)		

Note: ★ Window Type Propeller Fan

▲ Duct Type Radial Fan

備註: ★ 窗口式抽氣扇

▲ 徑流式風機

The Vendor undertakes that if lifts or appliances of the specified brand name or model number are not installed in the Phase, lifts or appliances of comparable quality will be installed.

賣方承諾如期數中沒有安裝指明的品牌名稱或產品型號的升降機或設備，便會安裝品質相若的升降機或設備。

6. APPLIANCES SCHEDULE 設備說明表

EXHAUST FAN SCHEDULE

抽氣扇設備說明

Tower 座數	Floor 樓層	Flat 單位	Brand Name (Model Number) 品牌 (型號)						
			Kitchen 廚房	Bathroom (in Master Bedroom) 浴室 (主人睡房內)	Bathroom (in Lower Duplex Floor) 浴室 (於複式下層)	Bathroom (in Upper Duplex Floor) 浴室 (於複式上層)	Bathroom (in Bedroom 3) 浴室 (睡房3內)	Bathroom (in Bedroom 4) 浴室 (睡房4內)	Toilet (in Store Room) 洗手間 (儲物室內)
Tower T-2 第T-2座	47/F (Duplex) 47樓 (複式)	A	★ IMASU (HAE 13-15B2) ★ 伊馬司 (HAE 13-15B2)	★ IMASU (HAE 13-15B2) ★ 伊馬司 (HAE 13-15B2)		★ IMASU (HAE 13-15B2) ★ 伊馬司 (HAE 13-15B2)		★ IMASU (HAE 13-15B2) ★ 伊馬司 (HAE 13-15B2)	
		C	★ IMASU (HAE 13-15B2) ★ 伊馬司 (HAE 13-15B2)	★ IMASU (HAE 13-15B2) ★ 伊馬司 (HAE 13-15B2)		★ IMASU (HAE 13-15B2) ★ 伊馬司 (HAE 13-15B2)		★ IMASU (HAE 13-15B2) ★ 伊馬司 (HAE 13-15B2)	★ IMASU (HAE 13-15B2) ★ 伊馬司 (HAE 13-15B2)
		D	★ IMASU (HAE 13-15B2) ★ 伊馬司 (HAE 13-15B2)	★ IMASU (HAE 13-15B2) ★ 伊馬司 (HAE 13-15B2)	★ IMASU (HAE 13-15B2) ★ 伊馬司 (HAE 13-15B2)		★ IMASU (HAE 13-15B2) ★ 伊馬司 (HAE 13-15B2)		★ IMASU (HAE 13-15B2) ★ 伊馬司 (HAE 13-15B2)

Tower 座數	Floor 樓層	Flat 單位	Brand Name (Model Number) 品牌 (型號)	
			Toilet (under Stair) 洗手間 (樓梯之下)	Toilet (in Kitchen) 洗手間 (廚房內)
Tower T-2 第T-2座	47/F (Duplex) 47樓 (複式)	A	★ IMASU (HAE 13-15B2) ★ 伊馬司 (HAE 13-15B2)	★ IMASU (HAE 13-15B2) ★ 伊馬司 (HAE 13-15B2)

Note: ★ Window Type Propeller Fan

▲ Duct Type Radial Fan

備註: ★ 窗口式抽氣扇

▲ 徑流式風機

The Vendor undertakes that if lifts or appliances of the specified brand name or model number are not installed in the Phase, lifts or appliances of comparable quality will be installed.

賣方承諾如期數中沒有安裝指明的品牌名稱或產品型號的升降機或設備，便會安裝品質相若的升降機或設備。

6. APPLIANCES SCHEDULE 設備說明表

EXHAUST FAN SCHEDULE

抽氣扇設備說明

Tower 座數	Floor 樓層	Flat 單位	Brand Name (Model Number) 品牌 (型號)			
			Kitchen 廚房	Bathroom (in Master Bedroom) 浴室 (主人睡房內)	Bathroom 浴室	Toilet (in Store Room) 洗手間 (儲物室內)
Tower T-3 第T-3座	5/F-12/F, 15/F-23/F, 25/F-29/F, 31/F-33/F, 35/F-42/F 5樓至12樓, 15樓至23樓, 25樓至29樓, 31樓至33樓, 35樓至42樓	A	★ IMASU (HAE 13-15B2) ★ 伊馬司 (HAE 13-15B2)	★ IMASU (HAE 13-15B2) ★ 伊馬司 (HAE 13-15B2)	★ IMASU (HAE 13-15B2) ★ 伊馬司 (HAE 13-15B2)	★ IMASU (HAE 13-15B2) ★ 伊馬司 (HAE 13-15B2)
		B	★ IMASU (HAE 13-15B2) ★ 伊馬司 (HAE 13-15B2)	★ IMASU (HAE 13-15B2) ★ 伊馬司 (HAE 13-15B2)	★ IMASU (HAE 13-15B2) ★ 伊馬司 (HAE 13-15B2)	★ IMASU (HAE 13-15B2) ★ 伊馬司 (HAE 13-15B2)
		C	★ IMASU (HAE 13-15B2) ★ 伊馬司 (HAE 13-15B2)		★ IMASU (HAE 13-15B2) ★ 伊馬司 (HAE 13-15B2)	
		D	★ IMASU (HAE 13-15B2) ★ 伊馬司 (HAE 13-15B2)		★ IMASU (HAE 13-15B2) ★ 伊馬司 (HAE 13-15B2)	
		E	★ IMASU (HAE 13-15B2) ★ 伊馬司 (HAE 13-15B2)		★ IMASU (HAE 13-15B2) ★ 伊馬司 (HAE 13-15B2)	

Note: ★ Window Type Propeller Fan

▲ Duct Type Radial Fan

備註: ★ 窗口式抽氣扇

▲ 徑流式風機

The Vendor undertakes that if lifts or appliances of the specified brand name or model number are not installed in the Phase, lifts or appliances of comparable quality will be installed.

賣方承諾如期數中沒有安裝指明的品牌名稱或產品型號的升降機或設備，便會安裝品質相若的升降機或設備。

6. APPLIANCES SCHEDULE 設備說明表

EXHAUST FAN SCHEDULE

抽氣扇設備說明

Tower 座數	Floor 樓層	Flat 單位	Brand Name (Model Number) 品牌 (型號)			
			Kitchen 廚房	Bathroom (in Master Bedroom) 浴室 (主人睡房內)	Bathroom 浴室	Toilet (in Store Room) 洗手間 (儲物室內)
Tower T-3 第T-3座	43/F 43樓	A	★ IMASU (HAE 13-15B2) ★ 伊馬司 (HAE 13-15B2)	★ IMASU (HAE 13-15B2) ★ 伊馬司 (HAE 13-15B2)	★ IMASU (HAE 13-15B2) ★ 伊馬司 (HAE 13-15B2)	★ IMASU (HAE 13-15B2) ★ 伊馬司 (HAE 13-15B2)
		B	★ IMASU (HAE 13-15B2) ★ 伊馬司 (HAE 13-15B2)	★ IMASU (HAE 13-15B2) ★ 伊馬司 (HAE 13-15B2)	★ IMASU (HAE 13-15B2) ★ 伊馬司 (HAE 13-15B2)	★ IMASU (HAE 13-15B2) ★ 伊馬司 (HAE 13-15B2)
		D	★ IMASU (HAE 13-15B2) ★ 伊馬司 (HAE 13-15B2)		★ IMASU (HAE 13-15B2) ★ 伊馬司 (HAE 13-15B2)	
		E	★ IMASU (HAE 13-15B2) ★ 伊馬司 (HAE 13-15B2)		★ IMASU (HAE 13-15B2) ★ 伊馬司 (HAE 13-15B2)	

Note: ★ Window Type Propeller Fan

▲ Duct Type Radial Fan

備註: ★ 窗口式抽氣扇

▲ 徑流式風機

The Vendor undertakes that if lifts or appliances of the specified brand name or model number are not installed in the Phase, lifts or appliances of comparable quality will be installed.

賣方承諾如期數中沒有安裝指明的品牌名稱或產品型號的升降機或設備，便會安裝品質相若的升降機或設備。

6. APPLIANCES SCHEDULE 設備說明表

EXHAUST FAN SCHEDULE

抽氣扇設備說明

Tower 座數	Floor 樓層	Flat 單位	Brand Name (Model Number) 品牌 (型號)			
			Kitchen 廚房	Bathroom (in Master Bedroom) 浴室 (主人睡房內)	Bathroom (in Lower Duplex Floor) 浴室 (於複式下層)	Bathroom (in Upper Duplex Floor) 浴室 (於複式上層)
Tower T-3 第T-3座	43/F (Duplex) 43樓 (複式)	C	★ IMASU (HAE 13-15B2) ★ 伊馬司 (HAE 13-15B2)	★ IMASU (HAE 13-15B2) ★ 伊馬司 (HAE 13-15B2)	★ IMASU (HAE 13-15B2) ★ 伊馬司 (HAE 13-15B2)	▲ OSTBERG (RFE160A) ▲ 奧斯博格 (RFE160A)

Note: ★ Window Type Propeller Fan
▲ Duct Type Radial Fan

備註: ★ 窗口式抽氣扇
▲ 徑流式風機

The Vendor undertakes that if lifts or appliances of the specified brand name or model number are not installed in the Phase, lifts or appliances of comparable quality will be installed.
賣方承諾如期數中沒有安裝指明的品牌名稱或產品型號的升降機或設備，便會安裝品質相若的升降機或設備。

6. APPLIANCES SCHEDULE 設備說明表

EXHAUST FAN SCHEDULE

抽氣扇設備說明

Tower 座數	Floor 樓層	Flat 單位	Brand Name (Model Number) 品牌 (型號)			
			Kitchen 廚房	Bathroom (in Master Bedroom) 浴室 (主人睡房內)	Bathroom 浴室	Toilet (in Store Room) 洗手間 (儲物室內)
Tower T-3 第T-3座	45/F-47/F 45樓至47樓	A	★ IMASU (HAE 13-15B2) ★ 伊馬司 (HAE 13-15B2)	★ IMASU (HAE 13-15B2) ★ 伊馬司 (HAE 13-15B2)	★ IMASU (HAE 13-15B2) ★ 伊馬司 (HAE 13-15B2)	★ IMASU (HAE 13-15B2) ★ 伊馬司 (HAE 13-15B2)
		B	★ IMASU (HAE 13-15B2) ★ 伊馬司 (HAE 13-15B2)	★ IMASU (HAE 13-15B2) ★ 伊馬司 (HAE 13-15B2)	★ IMASU (HAE 13-15B2) ★ 伊馬司 (HAE 13-15B2)	★ IMASU (HAE 13-15B2) ★ 伊馬司 (HAE 13-15B2)
		D	★ IMASU (HAE 13-15B2) ★ 伊馬司 (HAE 13-15B2)		★ IMASU (HAE 13-15B2) ★ 伊馬司 (HAE 13-15B2)	
		E	★ IMASU (HAE 13-15B2) ★ 伊馬司 (HAE 13-15B2)		★ IMASU (HAE 13-15B2) ★ 伊馬司 (HAE 13-15B2)	

Note: ★ Window Type Propeller Fan

▲ Duct Type Radial Fan

備註: ★ 窗口式抽氣扇

▲ 徑流式風機

The Vendor undertakes that if lifts or appliances of the specified brand name or model number are not installed in the Phase, lifts or appliances of comparable quality will be installed.

賣方承諾如期數中沒有安裝指明的品牌名稱或產品型號的升降機或設備，便會安裝品質相若的升降機或設備。

6. APPLIANCES SCHEDULE 設備說明表

EXHAUST FAN SCHEDULE

抽氣扇設備說明

Tower 座數	Floor 樓層	Flat 單位	Brand Name (Model Number) 品牌 (型號)			
			Kitchen 廚房	Bathroom (in Master Bedroom) 浴室 (主人睡房內)	Bathroom (in Lower Duplex Floor) 浴室 (於複式下層)	Bathroom (in Upper Duplex Floor) 浴室 (於複式上層)
Tower T3 第T3座	48/F (Duplex) 48樓 (複式)	A	★ IMASU (HAE 13-15B2) ★ 伊馬司 (HAE 13-15B2)	★ IMASU (HAE 13-15B2) ★ 伊馬司 (HAE 13-15B2)		★ IMASU (HAE 13-15B2) ★ 伊馬司 (HAE 13-15B2)
		D	★ IMASU (HAE 13-15B2) ★ 伊馬司 (HAE 13-15B2)	▲ OSTBERG (RFE160A) ▲ 奧斯博格 (RFE160A)	★ IMASU (HAE 13-15B2) ★ 伊馬司 (HAE 13-15B2)	

Tower 座數	Floor 樓層	Flat 單位	Brand Name (Model Number) 品牌 (型號)			
			Toilet (in Store Room) 洗手間 (儲物室內)	Bathroom (in Bedroom 3) 浴室 (睡房3內)	Bathroom (in Bedroom 4) 浴室 (睡房4內)	Toilet (in Lower Duplex Floor) 洗手間 (於複式下層)
Tower T3 第T3座	48/F (Duplex) 48樓 (複式)	A	★ IMASU (HAE 13-15B2) ★ 伊馬司 (HAE 13-15B2)		▲ OSTBERG (RFE160A) ▲ 奧斯博格 (RFE160A)	▲ OSTBERG (RFE160A) ▲ 奧斯博格 (RFE160A)
		D	▲ OSTBERG (RFE160A) ▲ 奧斯博格 (RFE160A)	★ IMASU (HAE 13-15B2) ★ 伊馬司 (HAE 13-15B2)		

Note: ★ Window Type Propeller Fan

▲ Duct Type Radial Fan

備註: ★ 窗口式抽氣扇

▲ 徑流式風機

The Vendor undertakes that if lifts or appliances of the specified brand name or model number are not installed in the Phase, lifts or appliances of comparable quality will be installed.

賣方承諾如期數中沒有安裝指明的品牌名稱或產品型號的升降機或設備，便會安裝品質相若的升降機或設備。

6. APPLIANCES SCHEDULE 設備說明表

EXHAUST FAN SCHEDULE

抽氣扇設備說明

Tower 座數	Floor 樓層	Flat 單位	Brand Name (Model Number) 品牌 (型號)			
			Kitchen 廚房	Bathroom (in Master Bedroom) 浴室 (主人睡房內)	Bathroom 浴室	Toilet (in Store Room) 洗手間 (儲物室內)
Tower T-6 第T-6座	5/F-12/F, 15/F-23/F, 25/F-29/F, 31/F-33/F, 35/F-42/F 5樓至12樓, 15樓至23樓, 25樓至29樓, 31樓至33樓, 35樓至42樓	A	★ IMASU (HAE 13-15B2) ★ 伊馬司 (HAE 13-15B2)	★ IMASU (HAE 13-15B2) ★ 伊馬司 (HAE 13-15B2)	★ IMASU (HAE 13-15B2) ★ 伊馬司 (HAE 13-15B2)	★ IMASU (HAE 13-15B2) ★ 伊馬司 (HAE 13-15B2)
		B	★ IMASU (HAE 13-15B2) ★ 伊馬司 (HAE 13-15B2)	★ IMASU (HAE 13-15B2) ★ 伊馬司 (HAE 13-15B2)	★ IMASU (HAE 13-15B2) ★ 伊馬司 (HAE 13-15B2)	★ IMASU (HAE 13-15B2) ★ 伊馬司 (HAE 13-15B2)
		C	★ IMASU (HAE 13-15B2) ★ 伊馬司 (HAE 13-15B2)		★ IMASU (HAE 13-15B2) ★ 伊馬司 (HAE 13-15B2)	
		D	★ IMASU (HAE 13-15B2) ★ 伊馬司 (HAE 13-15B2)		★ IMASU (HAE 13-15B2) ★ 伊馬司 (HAE 13-15B2)	
		E	★ IMASU (HAE 13-15B2) ★ 伊馬司 (HAE 13-15B2)		★ IMASU (HAE 13-15B2) ★ 伊馬司 (HAE 13-15B2)	

Note: ★ Window Type Propeller Fan

▲ Duct Type Radial Fan

備註: ★ 窗口式抽氣扇

▲ 徑流式風機

The Vendor undertakes that if lifts or appliances of the specified brand name or model number are not installed in the Phase, lifts or appliances of comparable quality will be installed.

賣方承諾如期數中沒有安裝指明的品牌名稱或產品型號的升降機或設備，便會安裝品質相若的升降機或設備。

6. APPLIANCES SCHEDULE 設備說明表

EXHAUST FAN SCHEDULE

抽氣扇設備說明

Tower 座數	Floor 樓層	Flat 單位	Brand Name (Model Number) 品牌 (型號)			
			Kitchen 廚房	Bathroom (in Master Bedroom) 浴室 (主人睡房內)	Bathroom 浴室	Toilet (in Store Room) 洗手間 (儲物室內)
Tower T-6 第T-6座	43/F 43樓	A	★ IMASU (HAE 13-15B2) ★ 伊馬司 (HAE 13-15B2)	★ IMASU (HAE 13-15B2) ★ 伊馬司 (HAE 13-15B2)	★ IMASU (HAE 13-15B2) ★ 伊馬司 (HAE 13-15B2)	★ IMASU (HAE 13-15B2) ★ 伊馬司 (HAE 13-15B2)
		B	★ IMASU (HAE 13-15B2) ★ 伊馬司 (HAE 13-15B2)	★ IMASU (HAE 13-15B2) ★ 伊馬司 (HAE 13-15B2)	★ IMASU (HAE 13-15B2) ★ 伊馬司 (HAE 13-15B2)	★ IMASU (HAE 13-15B2) ★ 伊馬司 (HAE 13-15B2)
		D	★ IMASU (HAE 13-15B2) ★ 伊馬司 (HAE 13-15B2)		★ IMASU (HAE 13-15B2) ★ 伊馬司 (HAE 13-15B2)	
		E	★ IMASU (HAE 13-15B2) ★ 伊馬司 (HAE 13-15B2)		★ IMASU (HAE 13-15B2) ★ 伊馬司 (HAE 13-15B2)	

Note: ★ Window Type Propeller Fan

▲ Duct Type Radial Fan

備註: ★ 窗口式抽氣扇

▲ 徑流式風機

The Vendor undertakes that if lifts or appliances of the specified brand name or model number are not installed in the Phase, lifts or appliances of comparable quality will be installed.

賣方承諾如期數中沒有安裝指明的品牌名稱或產品型號的升降機或設備，便會安裝品質相若的升降機或設備。

6. APPLIANCES SCHEDULE 設備說明表
EXHAUST FAN SCHEDULE
抽氣扇設備說明

Tower 座數	Floor 樓層	Flat 單位	Brand Name (Model Number) 品牌 (型號)			
			Kitchen 廚房	Bathroom (in Master Bedroom) 浴室 (主人睡房內)	Bathroom (in Lower Duplex Floor) 浴室 (於複式下層)	Bathroom (in Upper Duplex Floor) 浴室 (於複式上層)
Tower T-6 第T-6座	43/F (Duplex) 43樓 (複式)	C	★ IMASU (HAE 13-15B2) ★ 伊馬司 (HAE 13-15B2)	★ IMASU (HAE 13-15B2) ★ 伊馬司 (HAE 13-15B2)	★ IMASU (HAE 13-15B2) ★ 伊馬司 (HAE 13-15B2)	▲ OSTBERG (RFE160A) ▲ 奧斯博格 (RFE160A)

Note: ★ Window Type Propeller Fan

▲ Duct Type Radial Fan

備註: ★ 窗口式抽氣扇

▲ 徑流式風機

The Vendor undertakes that if lifts or appliances of the specified brand name or model number are not installed in the Phase, lifts or appliances of comparable quality will be installed.

賣方承諾如期數中沒有安裝指明的品牌名稱或產品型號的升降機或設備，便會安裝品質相若的升降機或設備。

6. APPLIANCES SCHEDULE 設備說明表

EXHAUST FAN SCHEDULE

抽氣扇設備說明

Tower 座數	Floor 樓層	Flat 單位	Brand Name (Model Number) 品牌 (型號)			
			Kitchen 廚房	Bathroom (in Master Bedroom) 浴室 (主人睡房內)	Bathroom 浴室	Toilet (in Store Room) 洗手間 (儲物室內)
Tower T-6 第T-6座	45/F-47/F 45樓至47樓	A	★ IMASU (HAE 13-15B2) ★ 伊馬司 (HAE 13-15B2)	★ IMASU (HAE 13-15B2) ★ 伊馬司 (HAE 13-15B2)	★ IMASU (HAE 13-15B2) ★ 伊馬司 (HAE 13-15B2)	★ IMASU (HAE 13-15B2) ★ 伊馬司 (HAE 13-15B2)
		B	★ IMASU (HAE 13-15B2) ★ 伊馬司 (HAE 13-15B2)	★ IMASU (HAE 13-15B2) ★ 伊馬司 (HAE 13-15B2)	★ IMASU (HAE 13-15B2) ★ 伊馬司 (HAE 13-15B2)	★ IMASU (HAE 13-15B2) ★ 伊馬司 (HAE 13-15B2)
		D	★ IMASU (HAE 13-15B2) ★ 伊馬司 (HAE 13-15B2)		★ IMASU (HAE 13-15B2) ★ 伊馬司 (HAE 13-15B2)	
		E	★ IMASU (HAE 13-15B2) ★ 伊馬司 (HAE 13-15B2)		★ IMASU (HAE 13-15B2) ★ 伊馬司 (HAE 13-15B2)	

Note: ★ Window Type Propeller Fan

▲ Duct Type Radial Fan

備註: ★ 窗口式抽氣扇

▲ 徑流式風機

The Vendor undertakes that if lifts or appliances of the specified brand name or model number are not installed in the Phase, lifts or appliances of comparable quality will be installed.

賣方承諾如期數中沒有安裝指明的品牌名稱或產品型號的升降機或設備，便會安裝品質相若的升降機或設備。

6. APPLIANCES SCHEDULE 設備說明表

EXHAUST FAN SCHEDULE

抽氣扇設備說明

Tower 座數	Floor 樓層	Flat 單位	Brand Name (Model Number) 品牌 (型號)			
			Kitchen 廚房	Bathroom (in Master Bedroom) 浴室 (主人睡房內)	Bathroom (in Lower Duplex Floor) 浴室 (於複式下層)	Bathroom (in Upper Duplex Floor) 浴室 (於複式上層)
Tower T-6 第T-6座	48/F (Duplex) 48樓 (複式)	A	★ IMASU (HAE 13-15B2) ★ 伊馬司 (HAE 13-15B2)	★ IMASU (HAE 13-15B2) ★ 伊馬司 (HAE 13-15B2)		★ IMASU (HAE 13-15B2) ★ 伊馬司 (HAE 13-15B2)
		D	★ IMASU (HAE 13-15B2) ★ 伊馬司 (HAE 13-15B2)	▲ OSTBERG (RFE160A) ▲ 奧斯博格 (RFE160A)	★ IMASU (HAE 13-15B2) ★ 伊馬司 (HAE 13-15B2)	

Tower 座數	Floor 樓層	Flat 單位	Brand Name (Model Number) 品牌 (型號)			
			Toilet (in Store Room) 洗手間 (儲物室內)	Bathroom (in Bedroom 3) 浴室 (睡房3內)	Bathroom (in Bedroom 4) 浴室 (睡房4內)	Toilet (in Lower Duplex Floor) 洗手間 (於複式下層)
Tower T-6 第T-6座	48/F (Duplex) 48樓 (複式)	A	★ IMASU (HAE 13-15B2) ★ 伊馬司 (HAE 13-15B2)		▲ OSTBERG (RFE160A) ▲ 奧斯博格 (RFE160A)	▲ OSTBERG (RFE160A) ▲ 奧斯博格 (RFE160A)
		D	▲ OSTBERG (RFE160A) ▲ 奧斯博格 (RFE160A)	★ IMASU (HAE 13-15B2) ★ 伊馬司 (HAE 13-15B2)		

Note: ★ Window Type Propeller Fan

▲ Duct Type Radial Fan

備註: ★ 窗口式抽氣扇

▲ 徑流式風機

The Vendor undertakes that if lifts or appliances of the specified brand name or model number are not installed in the Phase, lifts or appliances of comparable quality will be installed.

賣方承諾如期數中沒有安裝指明的品牌名稱或產品型號的升降機或設備，便會安裝品質相若的升降機或設備。

6. APPLIANCES SCHEDULE 設備說明表

EXHAUST FAN SCHEDULE

抽氣扇設備說明

Tower 座數	Floor 樓層	Flat 單位	Brand Name (Model Number) 品牌 (型號)			
			Kitchen 廚房	Bathroom (in Master Bedroom) 浴室 (主人睡房內)	Bathroom 浴室	Toilet (in Store Room) 洗手間 (儲物室內)
Tower T-7 第T-7座	5/F-12/F, 15/F-23/F, 25/F-29/F 5樓至12樓, 15樓至23樓, 25樓至29樓	A	★ IMASU (HAE 13-15B2) ★ 伊馬司 (HAE 13-15B2)	★ IMASU (HAE 13-15B2) ★ 伊馬司 (HAE 13-15B2)	★ IMASU (HAE 13-15B2) ★ 伊馬司 (HAE 13-15B2)	★ IMASU (HAE 13-15B2) ★ 伊馬司 (HAE 13-15B2)
		B	★ IMASU (HAE 13-15B2) ★ 伊馬司 (HAE 13-15B2)	★ IMASU (HAE 13-15B2) ★ 伊馬司 (HAE 13-15B2)	★ IMASU (HAE 13-15B2) ★ 伊馬司 (HAE 13-15B2)	★ IMASU (HAE 13-15B2) ★ 伊馬司 (HAE 13-15B2)
		C	★ IMASU (HAE 13-15B2) ★ 伊馬司 (HAE 13-15B2)	★ IMASU (HAE 13-15B2) ★ 伊馬司 (HAE 13-15B2)	★ IMASU (HAE 13-15B2) ★ 伊馬司 (HAE 13-15B2)	
		D	★ IMASU (HAE 13-15B2) ★ 伊馬司 (HAE 13-15B2)		★ IMASU (HAE 13-15B2) ★ 伊馬司 (HAE 13-15B2)	
		E	★ IMASU (HAE 13-15B2) ★ 伊馬司 (HAE 13-15B2)		★ IMASU (HAE 13-15B2) ★ 伊馬司 (HAE 13-15B2)	

Note: ★ Window Type Propeller Fan

▲ Duct Type Radial Fan

備註: ★ 窗口式抽氣扇

▲ 徑流式風機

The Vendor undertakes that if lifts or appliances of the specified brand name or model number are not installed in the Phase, lifts or appliances of comparable quality will be installed.

賣方承諾如期數中沒有安裝指明的品牌名稱或產品型號的升降機或設備，便會安裝品質相若的升降機或設備。

6. APPLIANCES SCHEDULE 設備說明表

EXHAUST FAN SCHEDULE

抽氣扇設備說明

Tower 座數	Floor 樓層	Flat 單位	Brand Name (Model Number) 品牌 (型號)				
			Kitchen 廚房	Bathroom (in Master Bedroom) 浴室 (主人睡房內)	Bathroom 浴室	Bathroom (in Bedroom 2) 浴室 (睡房2內)	Toilet (in Store Room) 洗手間 (儲物室內)
Tower T-7 第T-7座	31/F-33/F, 35/F-43/F, 45/F-46/F 31樓至33樓, 35樓至43樓, 45樓至46樓	A	★ IMASU (HAE 13-15B2) ★ 伊馬司 (HAE 13-15B2)	★ IMASU (HAE 13-15B2) ★ 伊馬司 (HAE 13-15B2)	★ IMASU (HAE 13-15B2) ★ 伊馬司 (HAE 13-15B2)	★ IMASU (HAE 13-15B2) ★ 伊馬司 (HAE 13-15B2)	★ IMASU (HAE 13-15B2) ★ 伊馬司 (HAE 13-15B2)
		C	★ IMASU (HAE 13-15B2) ★ 伊馬司 (HAE 13-15B2)	★ IMASU (HAE 13-15B2) ★ 伊馬司 (HAE 13-15B2)	★ IMASU (HAE 13-15B2) ★ 伊馬司 (HAE 13-15B2)		
		D	★ IMASU (HAE 13-15B2) ★ 伊馬司 (HAE 13-15B2)		★ IMASU (HAE 13-15B2) ★ 伊馬司 (HAE 13-15B2)		
		E	★ IMASU (HAE 13-15B2) ★ 伊馬司 (HAE 13-15B2)		★ IMASU (HAE 13-15B2) ★ 伊馬司 (HAE 13-15B2)		

Note: ★ Window Type Propeller Fan

▲ Duct Type Radial Fan

備註: ★ 窗口式抽氣扇

▲ 徑流式風機

The Vendor undertakes that if lifts or appliances of the specified brand name or model number are not installed in the Phase, lifts or appliances of comparable quality will be installed.

賣方承諾如期數中沒有安裝指明的品牌名稱或產品型號的升降機或設備，便會安裝品質相若的升降機或設備。

6. APPLIANCES SCHEDULE 設備說明表

EXHAUST FAN SCHEDULE

抽氣扇設備說明

Tower 座數	Floor 樓層	Flat 單位	Brand Name (Model Number) 品牌 (型號)						
			Kitchen 廚房	Bathroom (in Master Bedroom) 浴室 (主人睡房內)	Bathroom (in Lower Duplex Floor) 浴室 (於複式下層)	Bathroom (in Upper Duplex Floor) 浴室 (於複式上層)	Bathroom (in Bedroom 3) 浴室 (睡房3內)	Bathroom (in Bedroom 4) 浴室 (睡房4內)	Toilet (in Store Room) 洗手間 (儲物室內)
Tower T-7 第T-7座	47/F (Duplex) 47樓 (複式)	A	★ IMASU (HAE 13-15B2) ★ 伊馬司 (HAE 13-15B2)	★ IMASU (HAE 13-15B2) ★ 伊馬司 (HAE 13-15B2)		★ IMASU (HAE 13-15B2) ★ 伊馬司 (HAE 13-15B2)		★ IMASU (HAE 13-15B2) ★ 伊馬司 (HAE 13-15B2)	
		C	★ IMASU (HAE 13-15B2) ★ 伊馬司 (HAE 13-15B2)	★ IMASU (HAE 13-15B2) ★ 伊馬司 (HAE 13-15B2)		★ IMASU (HAE 13-15B2) ★ 伊馬司 (HAE 13-15B2)		★ IMASU (HAE 13-15B2) ★ 伊馬司 (HAE 13-15B2)	★ IMASU (HAE 13-15B2) ★ 伊馬司 (HAE 13-15B2)
		D	★ IMASU (HAE 13-15B2) ★ 伊馬司 (HAE 13-15B2)	★ IMASU (HAE 13-15B2) ★ 伊馬司 (HAE 13-15B2)	★ IMASU (HAE 13-15B2) ★ 伊馬司 (HAE 13-15B2)		★ IMASU (HAE 13-15B2) ★ 伊馬司 (HAE 13-15B2)		★ IMASU (HAE 13-15B2) ★ 伊馬司 (HAE 13-15B2)

Tower 座數	Floor 樓層	Flat 單位	Brand Name (Model Number) 品牌 (型號)	
			Toilet (under Stair) 洗手間 (樓梯之下)	Toilet (in Kitchen) 洗手間 (廚房內)
Tower T-7 第T-7座	47/F (Duplex) 47樓 (複式)	A	★ IMASU (HAE 13-15B2) ★ 伊馬司 (HAE 13-15B2)	★ IMASU (HAE 13-15B2) ★ 伊馬司 (HAE 13-15B2)

Note: ★ Window Type Propeller Fan

▲ Duct Type Radial Fan

備註: ★ 窗口式抽氣扇

▲ 徑流式風機

The Vendor undertakes that if lifts or appliances of the specified brand name or model number are not installed in the Phase, lifts or appliances of comparable quality will be installed.

賣方承諾如期數中沒有安裝指明的品牌名稱或產品型號的升降機或設備，便會安裝品質相若的升降機或設備。

6. APPLIANCES SCHEDULE 設備說明表

EXHAUST FAN SCHEDULE

抽氣扇設備說明

Tower 座數	Floor 樓層	Flat 單位	Brand Name (Model Number) 品牌 (型號)			
			Kitchen 廚房	Bathroom (in Master Bedroom) 浴室 (主人睡房內)	Bathroom 浴室	Toilet (in Store Room) 洗手間 (儲物室內)
Tower T-8 第T-8座	5/F-12/F, 15/F-23/F, 25/F-29/F 5樓至12樓, 15樓至23樓, 25樓至29樓	A	★ IMASU (HAE 13-15B2) ★ 伊馬司 (HAE 13-15B2)	★ IMASU (HAE 13-15B2) ★ 伊馬司 (HAE 13-15B2)	★ IMASU (HAE 13-15B2) ★ 伊馬司 (HAE 13-15B2)	★ IMASU (HAE 13-15B2) ★ 伊馬司 (HAE 13-15B2)
		B	★ IMASU (HAE 13-15B2) ★ 伊馬司 (HAE 13-15B2)	★ IMASU (HAE 13-15B2) ★ 伊馬司 (HAE 13-15B2)	★ IMASU (HAE 13-15B2) ★ 伊馬司 (HAE 13-15B2)	★ IMASU (HAE 13-15B2) ★ 伊馬司 (HAE 13-15B2)
		C	★ IMASU (HAE 13-15B2) ★ 伊馬司 (HAE 13-15B2)	★ IMASU (HAE 13-15B2) ★ 伊馬司 (HAE 13-15B2)	★ IMASU (HAE 13-15B2) ★ 伊馬司 (HAE 13-15B2)	
		D	★ IMASU (HAE 13-15B2) ★ 伊馬司 (HAE 13-15B2)		▲ OSTBERG (RFE160A) ▲ 奧斯博格 (RFE160A)	
		E	★ IMASU (HAE 13-15B2) ★ 伊馬司 (HAE 13-15B2)		▲ OSTBERG (RFE160A) ▲ 奧斯博格 (RFE160A)	

Note: ★ Window Type Propeller Fan

▲ Duct Type Radial Fan

備註: ★ 窗口式抽氣扇

▲ 徑流式風機

The Vendor undertakes that if lifts or appliances of the specified brand name or model number are not installed in the Phase, lifts or appliances of comparable quality will be installed.

賣方承諾如期數中沒有安裝指明的品牌名稱或產品型號的升降機或設備，便會安裝品質相若的升降機或設備。

6. APPLIANCES SCHEDULE 設備說明表

EXHAUST FAN SCHEDULE

抽氣扇設備說明

Tower 座數	Floor 樓層	Flat 單位	Brand Name (Model Number) 品牌 (型號)				
			Kitchen 廚房	Bathroom (in Master Bedroom) 浴室 (主人睡房內)	Bathroom 浴室	Bathroom (in Bedroom 4) 浴室 (睡房4內)	Toilet (in Store Room) 洗手間 (儲物室內)
Tower T-8 第T-8座	31/F-33/F, 35/F-43/F 31樓至33樓, 35樓至43樓	A	★ IMASU (HAE 13-15B2) ★ 伊馬司 (HAE 13-15B2)	★ IMASU (HAE 13-15B2) ★ 伊馬司 (HAE 13-15B2)	★ IMASU (HAE 13-15B2) ★ 伊馬司 (HAE 13-15B2)	★ IMASU (HAE 13-15B2) ★ 伊馬司 (HAE 13-15B2)	★ IMASU (HAE 13-15B2) ★ 伊馬司 (HAE 13-15B2)
		C	★ IMASU (HAE 13-15B2) ★ 伊馬司 (HAE 13-15B2)	★ IMASU (HAE 13-15B2) ★ 伊馬司 (HAE 13-15B2)	★ IMASU (HAE 13-15B2) ★ 伊馬司 (HAE 13-15B2)		★ IMASU (HAE 13-15B2) ★ 伊馬司 (HAE 13-15B2)
		D	★ IMASU (HAE 13-15B2) ★ 伊馬司 (HAE 13-15B2)		▲ OSTBERG (RFE160A) ▲ 奧斯博格 (RFE160A)		
		E	★ IMASU (HAE 13-15B2) ★ 伊馬司 (HAE 13-15B2)		▲ OSTBERG (RFE160A) ▲ 奧斯博格 (RFE160A)		

Note: ★ Window Type Propeller Fan

▲ Duct Type Radial Fan

備註: ★ 窗口式抽氣扇

▲ 徑流式風機

The Vendor undertakes that if lifts or appliances of the specified brand name or model number are not installed in the Phase, lifts or appliances of comparable quality will be installed.

賣方承諾如期數中沒有安裝指明的品牌名稱或產品型號的升降機或設備，便會安裝品質相若的升降機或設備。

6. APPLIANCES SCHEDULE 設備說明表

EXHAUST FAN SCHEDULE

抽氣扇設備說明

Tower 座數	Floor 樓層	Flat 單位	Brand Name (Model Number) 品牌 (型號)						
			Kitchen 廚房	Bathroom (in Master Bedroom) 浴室 (主人睡房內)	Bathroom (in Lower Duplex Floor) 浴室 (於複式下層)	Bathroom (in Upper Duplex Floor) 浴室 (於複式上層)	Bathroom (in Bedroom 2) 浴室 (睡房2內)	Bathroom (in Bedroom 3) 浴室 (睡房3內)	Toilet (in Store Room) 洗手間 (儲物室內)
Tower T-8 第T-8座	45/F (Duplex) 45樓 (複式)	A	★ IMASU (HAE 13-15B2) ★ 伊馬司 (HAE 13-15B2)	▲ OSTBERG (RFE160A) ▲ 奧斯博格 (RFE160A)		★ IMASU (HAE 13-15B2) ★ 伊馬司 (HAE 13-15B2)			★ IMASU (HAE 13-15B2) ★ 伊馬司 (HAE 13-15B2)
		C	★ IMASU (HAE 13-15B2) ★ 伊馬司 (HAE 13-15B2)	▲ OSTBERG (RFE160A) ▲ 奧斯博格 (RFE160A)	★ IMASU (HAE 13-15B2) ★ 伊馬司 (HAE 13-15B2)	★ IMASU (HAE 13-15B2) ★ 伊馬司 (HAE 13-15B2)		★ IMASU (HAE 13-15B2) ★ 伊馬司 (HAE 13-15B2)	★ IMASU (HAE 13-15B2) ★ 伊馬司 (HAE 13-15B2)
		D	★ IMASU (HAE 13-15B2) ★ 伊馬司 (HAE 13-15B2)	▲ OSTBERG (RFE160A) ▲ 奧斯博格 (RFE160A)	▲ OSTBERG (RFE160A) ▲ 奧斯博格 (RFE160A)		★ IMASU (HAE 13-15B2) ★ 伊馬司 (HAE 13-15B2)		★ IMASU (HAE 13-15B2) ★ 伊馬司 (HAE 13-15B2)

Tower 座數	Floor 樓層	Flat 單位	Brand Name (Model Number) 品牌 (型號)	
			Toilet (in Lower Duplex Floor) 洗手間 (於複式下層)	Bathroom (in Bedroom 4) 浴室 (睡房4內)
Tower T-8 第T-8座	45/F (Duplex) 45樓 (複式)	A	★ IMASU (HAE 13-15B2) ★ 伊馬司 (HAE 13-15B2)	★ IMASU (HAE 13-15B2) ★ 伊馬司 (HAE 13-15B2)

Note: ★ Window Type Propeller Fan

▲ Duct Type Radial Fan

備註: ★ 窗口式抽氣扇

▲ 徑流式風機

The Vendor undertakes that if lifts or appliances of the specified brand name or model number are not installed in the Phase, lifts or appliances of comparable quality will be installed.

賣方承諾如期數中沒有安裝指明的品牌名稱或產品型號的升降機或設備，便會安裝品質相若的升降機或設備。

6. APPLIANCES SCHEDULE 設備說明表

GAS WATER HEATER SCHEDULE

煤氣熱水爐設備說明

Tower 座數	Floor 樓層	Flat 單位	Brand Name (Model Number) 品牌 (型號)	
			Kitchen 廚房	Bathroom (in Master Bedroom) 浴室 (主人睡房內)
Tower T-1 第T-1座	5/F-12/F, 15/F-23/F, 25/F-29/F 5樓至12樓, 15樓至23樓, 25樓至29樓	A	TGC (NJW220TFQL)	TGC (TSTW198SFL)
		B	TGC (NJW220TFQL)	TGC (TSTW198SFL)
		C	TGC (NJW220TFQL)	TGC (TSTW198SFL)
		D	TGC (NJW220TFQL)	
		E	TGC (NJW220TFQL)	

Tower 座數	Floor 樓層	Flat 單位	Brand Name (Model Number) 品牌 (型號)	
			Kitchen 廚房	Bathroom (in Master Bedroom) 浴室 (主人睡房內)
Tower T-1 第T-1座	31/F-33/F, 35/F-43/F 31樓至33樓, 35樓至43樓	A	TGC (NJW220TFQL) x 2 nos. 台	TGC (TSTW198SFL)
		C	TGC (NJW220TFQL) TGC (TSTW198SFL)	TGC (TSTW198SFL)
		D	TGC (NJW220TFQL)	
		E	TGC (NJW220TFQL)	

The Vendor undertakes that if lifts or appliances of the specified brand name or model number are not installed in the Phase, lifts or appliances of comparable quality will be installed.

賣方承諾如期數中沒有安裝指明的品牌名稱或產品型號的升降機或設備，便會安裝品質相若的升降機或設備。

6. APPLIANCES SCHEDULE 設備說明表
GAS WATER HEATER SCHEDULE
煤氣熱水爐設備說明

Tower 座數	Floor 樓層	Flat 單位	Brand Name (Model Number) 品牌 (型號)					
			Kitchen 廚房	Bathroom (in Master Bedroom) 浴室 (主人睡房內)	Bathroom (in Bedroom 2) 浴室 (睡房2內)	Bathroom (in Bedroom 3) 浴室 (睡房3內)	Bathroom (in Bedroom 4) 浴室 (睡房4內)	Bathroom (in Upper Duplex Floor) 浴室 (於複式上層)
Tower T-1 第T-1座	45/F (Duplex) 45樓 (複式)	A	TGC (NJW220TFQL)	TGC (TSTW198SFL)			TGC (TSTW198SFL)	TGC (TSTW198SFL)
		C	TGC (NJW220TFQL) x 2 nos. 台	-		TGC (TSTW198SFL)		TGC (TSTW198SFL)
		D	TGC (NJW220TFL)	-	TGC (TSTW198SFL)			

The Vendor undertakes that if lifts or appliances of the specified brand name or model number are not installed in the Phase, lifts or appliances of comparable quality will be installed.

賣方承諾如期數中沒有安裝指明的品牌名稱或產品型號的升降機或設備，便會安裝品質相若的升降機或設備。

6. APPLIANCES SCHEDULE 設備說明表

GAS WATER HEATER SCHEDULE

煤氣熱水爐設備說明

Tower 座數	Floor 樓層	Flat 單位	Brand Name (Model Number) 品牌 (型號)	
			Kitchen 廚房	Bathroom (in Master Bedroom) 浴室 (主人睡房內)
Tower T-2 第T-2座	5/F-12/F, 15/F-23/F, 25/F-29/F 5樓至12樓, 15樓至23樓, 25樓至29樓	A	TGC (NJW220TFQL)	TGC (TSTW198SFL)
		B	TGC (NJW220TFQL)	TGC (TSTW198SFL)
		C	TGC (NJW220TFL)	TGC (TSTW198SFL)
		D	TGC (NJW220TFL)	
		E	TGC (NJW220TFL)	

Tower 座數	Floor 樓層	Flat 單位	Brand Name (Model Number) 品牌 (型號)	
			Kitchen 廚房	Bathroom (in Master Bedroom) 浴室 (主人睡房內)
Tower T-2 第T-2座	31/F-33/F, 35/F-43/F, 45/F-46/F 31樓至33樓, 35樓至43樓, 45樓至46樓	A	TGC (NJW220TFQL) x 2 nos. 台	TGC (TSTW198SFL)
		C	TGC (NJW220TFQL) TGC (TSTW198SFL)	TGC (TSTW198SFL)
		D	TGC (NJW220TFL)	
		E	TGC (NJW220TFL)	

The Vendor undertakes that if lifts or appliances of the specified brand name or model number are not installed in the Phase, lifts or appliances of comparable quality will be installed.

賣方承諾如期數中沒有安裝指明的品牌名稱或產品型號的升降機或設備，便會安裝品質相若的升降機或設備。

6. APPLIANCES SCHEDULE 設備說明表

GAS WATER HEATER SCHEDULE

煤氣熱水爐設備說明

Tower 座數	Floor 樓層	Flat 單位	Brand Name (Model Number) 品牌 (型號)				
			Kitchen 廚房	Bathroom (in Master Bedroom) 浴室 (主人睡房內)	Bathroom (in Bedroom 3) 浴室 (睡房3內)	Bathroom (in Bedroom 4) 浴室 (睡房4內)	Bathroom (in Upper Duplex Floor) 浴室 (於複式上層)
Tower T-2 第T-2座	47/F (Duplex) 47樓 (複式)	A	TGC (NJW220TFQL)	-		-	TGC (TSTW198SFL)
		C	TGC (NJW220TFQL)	TGC (TSTW198SFL)		TGC (TSTW198SFL)	-
		D	TGC (NJW220TFL)	TGC (TSTW198SFL)	TGC (TSTW198SFL)		

The Vendor undertakes that if lifts or appliances of the specified brand name or model number are not installed in the Phase, lifts or appliances of comparable quality will be installed.

賣方承諾如期數中沒有安裝指明的品牌名稱或產品型號的升降機或設備，便會安裝品質相若的升降機或設備。

6. APPLIANCES SCHEDULE 設備說明表

GAS WATER HEATER SCHEDULE

煤氣熱水爐設備說明

Tower 座數	Floor 樓層	Flat 單位	Brand Name (Model Number) 品牌 (型號)		Tower 座數	Floor 樓層	Flat 單位	Brand Name (Model Number) 品牌 (型號)		
			Kitchen 廚房	Bathroom (in Master Bedroom) 浴室 (主人睡房內)				Kitchen 廚房	Bathroom (in Master Bedroom) 浴室 (主人睡房內)	Bathroom (in Upper Duplex Floor) 浴室 (於複式上層)
Tower T-3 第T-3座	5/F-12/F, 15/F-23/F, 25/F-29/F, 31/F-33/F, 35/F-42/F 5樓至12樓, 15樓至23樓, 25樓至29樓, 31樓至33樓, 35樓至42樓	A	TGC (NJW220TFQL)	TGC (TSTW198SFL)	Tower T-3 第T-3座	43/F 43樓	A	TGC (NJW220TFQL)	TGC (TSTW198SFL)	
		B	TGC (NJW220TFQL)	TGC (TSTW198SFL)			B	TGC (NJW220TFQL)	TGC (TSTW198SFL)	
		C	TGC (NJW220TFL)				D	TGC (NJW220TFL)		
		D	TGC (NJW220TFL)				E	TGC (NJW220TFL)		
		E	TGC (NJW220TFL)		Tower T-3 第T-3座	43/F (Duplex) 43樓 (複式)	C	TGC (NJW220TFL)	TGC (TSTW198SFL)	TGC (NJW220TFL)

The Vendor undertakes that if lifts or appliances of the specified brand name or model number are not installed in the Phase, lifts or appliances of comparable quality will be installed.

賣方承諾如期數中沒有安裝指明的品牌名稱或產品型號的升降機或設備，便會安裝品質相若的升降機或設備。

6. APPLIANCES SCHEDULE 設備說明表

GAS WATER HEATER SCHEDULE

煤氣熱水爐設備說明

Tower 座數	Floor 樓層	Flat 單位	Brand Name (Model Number) 品牌 (型號)				
			Kitchen 廚房	Bathroom (in Master Bedroom) 浴室 (主人睡房內)	Bathroom (in Bedroom 3) 浴室 (睡房3內)	Bathroom (in Bedroom 4) 浴室 (睡房4內)	Bathroom (in Upper Duplex Floor) 浴室 (於複式上層)
Tower T-3 第T-3座	45/F-47/F 45樓至47樓	A	TGC (NJW220TFQL)	TGC (TSTW198SFL)			
		B	TGC (NJW220TFQL)	TGC (TSTW198SFL)			
		D	TGC (NJW220TFL)				
		E	TGC (NJW220TFL)				
	48/F (Duplex) 48樓 (複式)	A	TGC (NJW220TFQL)	-		TGC (TSTW198SFL)	TGC (TSTW198SFL) TGC (NJW220TFQL)
		D	TGC (NJW220TFL)	TGC (TSTW198SFL)	TGC (TSTW198SFL)		

The Vendor undertakes that if lifts or appliances of the specified brand name or model number are not installed in the Phase, lifts or appliances of comparable quality will be installed.

賣方承諾如期數中沒有安裝指明的品牌名稱或產品型號的升降機或設備，便會安裝品質相若的升降機或設備。

6. APPLIANCES SCHEDULE 設備說明表

GAS WATER HEATER SCHEDULE

煤氣熱水爐設備說明

Tower 座數	Floor 樓層	Flat 單位	Brand Name (Model Number) 品牌 (型號)		Tower 座數	Floor 樓層	Flat 單位	Brand Name (Model Number) 品牌 (型號)		
			Kitchen 廚房	Bathroom (in Master Bedroom) 浴室 (主人睡房內)				Kitchen 廚房	Bathroom (in Master Bedroom) 浴室 (主人睡房內)	Bathroom (in Upper Duplex Floor) 浴室 (於複式上層)
Tower T-6 第T-6座	5/F-12/F, 15/F-23/F, 25/F-29/F, 31/F-33/F, 35/F-42/F 5樓至12樓, 15樓至23樓, 25樓至29樓, 31樓至33樓, 35樓至42樓	A	TGC (NJW220TFQL)	TGC (TSTW198SFL)	Tower T-6 第T-6座	43/F 43樓	A	TGC (NJW220TFQL)	TGC (TSTW198SFL)	
		B	TGC (NJW220TFQL)	TGC (TSTW198SFL)			B	TGC (NJW220TFQL)	TGC (TSTW198SFL)	
		C	TGC (NJW220TFL)				D	TGC (NJW220TFL)		
		D	TGC (NJW220TFL)				E	TGC (NJW220TFL)		
		E	TGC (NJW220TFL)		Tower T-6 第T-6座	43/F (Duplex) 43樓 (複式)	C	TGC (NJW220TFL)	TGC (TSTW198SFL)	TGC (NJW220TFL)

The Vendor undertakes that if lifts or appliances of the specified brand name or model number are not installed in the Phase, lifts or appliances of comparable quality will be installed.

賣方承諾如期數中沒有安裝指明的品牌名稱或產品型號的升降機或設備，便會安裝品質相若的升降機或設備。

6. APPLIANCES SCHEDULE 設備說明表

GAS WATER HEATER SCHEDULE

煤氣熱水爐設備說明

Tower 座數	Floor 樓層	Flat 單位	Brand Name (Model Number) 品牌 (型號)				
			Kitchen 廚房	Bathroom (in Master Bedroom) 浴室 (主人睡房內)	Bathroom (in Bedroom 3) 浴室 (睡房3內)	Bathroom (in Bedroom 4) 浴室 (睡房4內)	Bathroom (in Upper Duplex Floor) 浴室 (於複式上層)
Tower T-6 第T-6座	45/F-47/F 45樓至47樓	A	TGC (NJW220TFQL)	TGC (TSTW198SFL)			
		B	TGC (NJW220TFQL)	TGC (TSTW198SFL)			
		D	TGC (NJW220TFL)				
		E	TGC (NJW220TFL)				
	48/F (Duplex) 48樓 (複式)	A	TGC (NJW220TFQL)	-		TGC (TSTW198SFL)	TGC (TSTW198SFL) TGC (NJW220TFQL)
		D	TGC (NJW220TFL)	TGC (TSTW198SFL)	TGC (TSTW198SFL)		

The Vendor undertakes that if lifts or appliances of the specified brand name or model number are not installed in the Phase, lifts or appliances of comparable quality will be installed.

賣方承諾如期數中沒有安裝指明的品牌名稱或產品型號的升降機或設備，便會安裝品質相若的升降機或設備。

6. APPLIANCES SCHEDULE 設備說明表

GAS WATER HEATER SCHEDULE

煤氣熱水爐設備說明

Tower 座數	Floor 樓層	Flat 單位	Brand Name (Model Number) 品牌 (型號)	
			Kitchen 廚房	Bathroom (in Master Bedroom) 浴室 (主人睡房內)
Tower T-7 第T-7座	5/F-12/F, 15/F-23/F, 25/F-29/F 5樓至12樓, 15樓至23樓, 25樓至29樓	A	TGC (NJW220TFQL)	TGC (TSTW198SFL)
		B	TGC (NJW220TFQL)	TGC (TSTW198SFL)
		C	TGC (NJW220TFL)	TGC (TSTW198SFL)
		D	TGC (NJW220TFL)	
		E	TGC (NJW220TFL)	

Tower 座數	Floor 樓層	Flat 單位	Brand Name (Model Number) 品牌 (型號)	
			Kitchen 廚房	Bathroom (in Master Bedroom) 浴室 (主人睡房內)
Tower T-7 第T-7座	31/F-33/F, 35/F-43/F, 45/F-46/F 31樓至33樓, 35樓至43樓, 45樓至46樓	A	TGC (NJW220TFQL) x 2 nos. 台	TGC (TSTW198SFL)
		C	TGC (NJW220TFQL) TGC (TSTW198SFL)	TGC (TSTW198SFL)
		D	TGC (NJW220TFL)	
		E	TGC (NJW220TFL)	

The Vendor undertakes that if lifts or appliances of the specified brand name or model number are not installed in the Phase, lifts or appliances of comparable quality will be installed.

賣方承諾如期數中沒有安裝指明的品牌名稱或產品型號的升降機或設備，便會安裝品質相若的升降機或設備。

6. APPLIANCES SCHEDULE 設備說明表

GAS WATER HEATER SCHEDULE

煤氣熱水爐設備說明

Tower 座數	Floor 樓層	Flat 單位	Brand Name (Model Number) 品牌 (型號)				
			Kitchen 廚房	Bathroom (in Master Bedroom) 浴室 (主人睡房內)	Bathroom (in Bedroom 3) 浴室 (睡房3內)	Bathroom (in Bedroom 4) 浴室 (睡房4內)	Bathroom (in Upper Duplex Floor) 浴室 (於複式上層)
Tower T-7 第T-7座	47/F (Duplex) 47樓 (複式)	A	TGC (NJW220TFQL)	-		-	TGC (TSTW198SFL)
		C	TGC (NJW220TFQL)	TGC (TSTW198SFL)		TGC (TSTW198SFL)	-
		D	TGC (NJW220TFL)	TGC (TSTW198SFL)	TGC (TSTW198SFL)		

The Vendor undertakes that if lifts or appliances of the specified brand name or model number are not installed in the Phase, lifts or appliances of comparable quality will be installed.

賣方承諾如期數中沒有安裝指明的品牌名稱或產品型號的升降機或設備，便會安裝品質相若的升降機或設備。

6. APPLIANCES SCHEDULE 設備說明表

GAS WATER HEATER SCHEDULE

煤氣熱水爐設備說明

Tower 座數	Floor 樓層	Flat 單位	Brand Name (Model Number) 品牌 (型號)	
			Kitchen 廚房	Bathroom (in Master Bedroom) 浴室 (主人睡房內)
Tower T-8 第T-8座	5/F-12/F, 15/F-23/F, 25/F-29/F 5樓至12樓, 15樓至23樓, 25樓至29樓	A	TGC (NJW220TFQL)	TGC (TSTW198SFL)
		B	TGC (NJW220TFQL)	TGC (TSTW198SFL)
		C	TGC (NJW220TFQL)	TGC (TSTW198SFL)
		D	TGC (NJW220TFQL)	
		E	TGC (NJW220TFQL)	

Tower 座數	Floor 樓層	Flat 單位	Brand Name (Model Number) 品牌 (型號)	
			Kitchen 廚房	Bathroom (in Master Bedroom) 浴室 (主人睡房內)
Tower T-8 第T-8座	31/F-33/F, 35/F-43/F 31樓至33樓, 35樓至43樓	A	TGC (NJW220TFQL) x 2 nos. 台	TGC (TSTW198SFL)
		C	TGC (NJW220TFQL) TGC (TSTW198SFL)	TGC (TSTW198SFL)
		D	TGC (NJW220TFQL)	
		E	TGC (NJW220TFQL)	

The Vendor undertakes that if lifts or appliances of the specified brand name or model number are not installed in the Phase, lifts or appliances of comparable quality will be installed.

賣方承諾如期數中沒有安裝指明的品牌名稱或產品型號的升降機或設備，便會安裝品質相若的升降機或設備。

6. APPLIANCES SCHEDULE 設備說明表

GAS WATER HEATER SCHEDULE

煤氣熱水爐設備說明

Tower 座數	Floor 樓層	Flat 單位	Brand Name (Model Number) 品牌 (型號)					
			Kitchen 廚房	Bathroom (in Master Bedroom) 浴室 (主人睡房內)	Bathroom (in Bedroom 2) 浴室 (睡房2內)	Bathroom (in Bedroom 3) 浴室 (睡房3內)	Bathroom (in Bedroom 4) 浴室 (睡房4內)	Bathroom (in Upper Duplex Floor) 浴室 (於複式上層)
Tower T-8 第T-8座	45/F (Duplex) 45樓 (複式)	A	TGC (NJW220TFQL)	TGC (TSTW198SFL)			TGC (TSTW198SFL)	TGC (TSTW198SFL)
		C	TGC (NJW220TFQL) x 2 nos. 台	-		TGC (TSTW198SFL)		TGC (TSTW198SFL)
		D	TGC (NJW220TFL)	-	TGC (TSTW198SFL)			

The Vendor undertakes that if lifts or appliances of the specified brand name or model number are not installed in the Phase, lifts or appliances of comparable quality will be installed.

賣方承諾如期數中沒有安裝指明的品牌名稱或產品型號的升降機或設備，便會安裝品質相若的升降機或設備。

6. APPLIANCES SCHEDULE 設備說明表

BATHROOM DEHUMIDIFIER SCHEDULE

浴室抽濕機設備說明

Tower 座數	Floor 樓層	Flat 單位	Brand Name (Model Number) 品牌 (型號)		
			Bathroom (in Master Bedroom) 浴室 (主人睡房內)	Bathroom (in Lower Duplex Floor) 浴室 (於複式下層)	Bathroom (in Upper Duplex Floor) 浴室 (於複式上層)
Tower T-1 第T-1座	5/F-12/F, 15/F-23/F and 25/F-29/F 5樓至12樓、15樓至23樓及25樓至29樓	A, B	-		
	31/F-33/F and 35/F-43/F 31樓至33樓及35樓至43樓	A	-		
	5/F-12/F, 15/F-23/F, 25/F-29/F, 31/F-33/F and 35/F-43/F 5樓至12樓、15樓至23樓、25樓至29樓、31樓至33樓及35樓至43樓	C	-		
	5/F-12/F, 15/F-23/F, 25/F-29/F, 31/F-33/F and 35/F-43/F 5樓至12樓、15樓至23樓、25樓至29樓、31樓至33樓及35樓至43樓	D, E			
	45/F (Duplex) 45樓 (複式)	A	-		Cold Magic (CDH22)
	45/F (Duplex) 45樓 (複式)	C	-	Cold Magic (CDH22)	-
	45/F (Duplex) 45樓 (複式)	D	-	Cold Magic (CDH22)	

Tower 座數	Floor 樓層	Flat 單位	Brand Name (Model Number) 品牌 (型號)			
			Bathroom (in Bedroom 2) 浴室 (睡房2內)	Bathroom (in Bedroom 3) 浴室 (睡房3內)	Bathroom (in Bedroom 4) 浴室 (睡房4內)	Bathroom 浴室
Tower T-1 第T-1座	5/F-12/F, 15/F-23/F and 25/F-29/F 5樓至12樓、15樓至23樓及25樓至29樓	A, B				Cold Magic (CDH22)
	31/F-33/F and 35/F-43/F 31樓至33樓及35樓至43樓	A			-	Cold Magic (CDH22)
	5/F-12/F, 15/F-23/F, 25/F-29/F, 31/F-33/F and 35/F-43/F 5樓至12樓、15樓至23樓、25樓至29樓、31樓至33樓及35樓至43樓	C				Cold Magic (CDH22)
	5/F-12/F, 15/F-23/F, 25/F-29/F, 31/F-33/F and 35/F-43/F 5樓至12樓、15樓至23樓、25樓至29樓、31樓至33樓及35樓至43樓	D, E				Cold Magic (CDH22)
	45/F (Duplex) 45樓 (複式)	A			-	
	45/F (Duplex) 45樓 (複式)	C		-		
	45/F (Duplex) 45樓 (複式)	D	-			

The Vendor undertakes that if lifts or appliances of the specified brand name or model number are not installed in the Phase, lifts or appliances of comparable quality will be installed.

賣方承諾如期數中沒有安裝指明的品牌名稱或產品型號的升降機或設備，便會安裝品質相若的升降機或設備。

6. APPLIANCES SCHEDULE 設備說明表

BATHROOM DEHUMIDIFIER SCHEDULE

浴室抽濕機設備說明

Tower 座數	Floor 樓層	Flat 單位	Brand Name (Model Number) 品牌 (型號)		
			Bathroom (in Master Bedroom) 浴室 (主人睡房內)	Bathroom (in Lower Duplex Floor) 浴室 (於複式下層)	Bathroom (in Upper Duplex Floor) 浴室 (於複式上層)
Tower T-2 第T-2座	5/F-12/F, 15/F-23/F and 25/F-29/F 5樓至12樓、15樓至23樓及25樓至29樓	A, B	-		
	31/F-33/F, 35/F-43/F and 45/F-46/F 31樓至33樓、35樓至43樓及45樓至46樓	A	-		
	5/F-12/F, 15/F-23/F, 25/F-29/F, 31/F-33/F, 35/F-43/F and 45/F-46/F 5樓至12樓、15樓至23樓、25樓至29樓、31樓至33樓、35樓至43樓及45樓至46樓	C	-		
	5/F-12/F, 15/F-23/F, 25/F-29/F, 31/F-33/F, 35/F-43/F and 45/F-46/F 5樓至12樓、15樓至23樓、25樓至29樓、31樓至33樓、35樓至43樓及45樓至46樓	D, E			
	47/F (Duplex) 47樓 (複式)	A, C	-		Cold Magic (CDH22)
	47/F (Duplex) 47樓 (複式)	D	-	-	

Tower 座數	Floor 樓層	Flat 單位	Brand Name (Model Number) 品牌 (型號)			
			Bathroom (in Bedroom 2) 浴室 (睡房2內)	Bathroom (in Bedroom 3) 浴室 (睡房3內)	Bathroom (in Bedroom 4) 浴室 (睡房4內)	Bathroom 浴室
Tower T-2 第T-2座	5/F-12/F, 15/F-23/F and 25/F-29/F 5樓至12樓、15樓至23樓及25樓至29樓	A, B				Cold Magic (CDH22)
	31/F-33/F, 35/F-43/F and 45/F-46/F 31樓至33樓、35樓至43樓及45樓至46樓	A	-			Cold Magic (CDH22)
	5/F-12/F, 15/F-23/F, 25/F-29/F, 31/F-33/F, 35/F-43/F and 45/F-46/F 5樓至12樓、15樓至23樓、25樓至29樓、31樓至33樓、35樓至43樓及45樓至46樓	C				Cold Magic (CDH22)
	5/F-12/F, 15/F-23/F, 25/F-29/F, 31/F-33/F, 35/F-43/F and 45/F-46/F 5樓至12樓、15樓至23樓、25樓至29樓、31樓至33樓、35樓至43樓及45樓至46樓	D, E				Cold Magic (CDH22)
	47/F (Duplex) 47樓 (複式)	A, C			-	
	47/F (Duplex) 47樓 (複式)	D		Cold Magic (CDH22)		

The Vendor undertakes that if lifts or appliances of the specified brand name or model number are not installed in the Phase, lifts or appliances of comparable quality will be installed.

賣方承諾如期數中沒有安裝指明的品牌名稱或產品型號的升降機或設備，便會安裝品質相若的升降機或設備。

6. APPLIANCES SCHEDULE 設備說明表

BATHROOM DEHUMIDIFIER SCHEDULE

浴室抽濕機設備說明

Tower 座數	Floor 樓層	Flat 單位	Brand Name (Model Number) 品牌 (型號)		
			Bathroom (in Master Bedroom) 浴室 (主人睡房內)	Bathroom (in Lower Duplex Floor) 浴室 (於複式下層)	Bathroom (in Upper Duplex Floor) 浴室 (於複式上層)
Tower T-3 第T-3座	5/F-12/F, 15/F-23/F, 25/F-29/F, 31/F-33/F, 35/F-43/F and 45/F-47/F 5樓至12樓、15樓至23樓、25樓至29樓、31樓至33樓、35樓至43樓及45樓至47樓	A, B	-		
	5/F-12/F, 15/F-23/F, 25/F-29/F, 31/F-33/F and 35/F-42/F 5樓至12樓、15樓至23樓、25樓至29樓、31樓至33樓及35樓至42樓	C			
	5/F-12/F, 15/F-23/F, 25/F-29/F, 31/F-33/F, 35/F-43/F and 45/F-47/F 5樓至12樓、15樓至23樓、25樓至29樓、31樓至33樓、35樓至43樓及45樓至47樓	D, E			
	43/F (Duplex) 43樓 (複式)	C	-	Cold Magic (CDH22)	-
	48/F (Duplex) 48樓 (複式)	A	-		Cold Magic (CDH22)
	48/F (Duplex) 48樓 (複式)	D	-	Cold Magic (CDH22)	

Tower 座數	Floor 樓層	Flat 單位	Brand Name (Model Number) 品牌 (型號)		
			Bathroom (in Bedroom 3) 浴室 (睡房3內)	Bathroom (in Bedroom 4) 浴室 (睡房4內)	Bathroom 浴室
Tower T-3 第T-3座	5/F-12/F, 15/F-23/F, 25/F-29/F, 31/F-33/F, 35/F-43/F and 45/F-47/F 5樓至12樓、15樓至23樓、25樓至29樓、31樓至33樓、35樓至43樓及45樓至47樓	A, B			Cold Magic (CDH22)
	5/F-12/F, 15/F-23/F, 25/F-29/F, 31/F-33/F and 35/F-42/F 5樓至12樓、15樓至23樓、25樓至29樓、31樓至33樓及35樓至42樓	C			Cold Magic (CDH22)
	5/F-12/F, 15/F-23/F, 25/F-29/F, 31/F-33/F, 35/F-43/F and 45/F-47/F 5樓至12樓、15樓至23樓、25樓至29樓、31樓至33樓、35樓至43樓及45樓至47樓	D, E			Cold Magic (CDH22)
	43/F (Duplex) 43樓 (複式)	C			
	48/F (Duplex) 48樓 (複式)	A		-	
	48/F (Duplex) 48樓 (複式)	D	-		

The Vendor undertakes that if lifts or appliances of the specified brand name or model number are not installed in the Phase, lifts or appliances of comparable quality will be installed.

賣方承諾如期數中沒有安裝指明的品牌名稱或產品型號的升降機或設備，便會安裝品質相若的升降機或設備。

6. APPLIANCES SCHEDULE 設備說明表

BATHROOM DEHUMIDIFIER SCHEDULE

浴室抽濕機設備說明

Tower 座數	Floor 樓層	Flat 單位	Brand Name (Model Number) 品牌 (型號)		
			Bathroom (in Master Bedroom) 浴室 (主人睡房內)	Bathroom (in Lower Duplex Floor) 浴室 (於複式下層)	Bathroom (in Upper Duplex Floor) 浴室 (於複式上層)
Tower T-6 第T-6座	5/F-12/F, 15/F-23/F, 25/F-29/F, 31/F-33/F, 35/F-43/F and 45/F-47/F 5樓至12樓、15樓至23樓、25樓至29樓、31樓至33樓、35樓至43樓及45樓至47樓	A, B	-		
	5/F-12/F, 15/F-23/F, 25/F-29/F, 31/F-33/F and 35/F-42/F 5樓至12樓、15樓至23樓、25樓至29樓、31樓至33樓及35樓至42樓	C			
	5/F-12/F, 15/F-23/F, 25/F-29/F, 31/F-33/F, 35/F-43/F and 45/F-47/F 5樓至12樓、15樓至23樓、25樓至29樓、31樓至33樓、35樓至43樓及45樓至47樓	D, E			
	43/F (Duplex) 43樓 (複式)	C	-	Cold Magic (CDH22)	-
	48/F (Duplex) 48樓 (複式)	A	-		Cold Magic (CDH22)
	48/F (Duplex) 48樓 (複式)	D	-	Cold Magic (CDH22)	

Tower 座數	Floor 樓層	Flat 單位	Brand Name (Model Number) 品牌 (型號)		
			Bathroom (in Bedroom 3) 浴室 (睡房3內)	Bathroom (in Bedroom 4) 浴室 (睡房4內)	Bathroom 浴室
Tower T-6 第T-6座	5/F-12/F, 15/F-23/F, 25/F-29/F, 31/F-33/F, 35/F-43/F and 45/F-47/F 5樓至12樓、15樓至23樓、25樓至29樓、31樓至33樓、35樓至43樓及45樓至47樓	A, B			Cold Magic (CDH22)
	5/F-12/F, 15/F-23/F, 25/F-29/F, 31/F-33/F and 35/F-42/F 5樓至12樓、15樓至23樓、25樓至29樓、31樓至33樓及35樓至42樓	C			Cold Magic (CDH22)
	5/F-12/F, 15/F-23/F, 25/F-29/F, 31/F-33/F, 35/F-43/F and 45/F-47/F 5樓至12樓、15樓至23樓、25樓至29樓、31樓至33樓、35樓至43樓及45樓至47樓	D, E			Cold Magic (CDH22)
	43/F (Duplex) 43樓 (複式)	C			
	48/F (Duplex) 48樓 (複式)	A		-	
	48/F (Duplex) 48樓 (複式)	D	-		

The Vendor undertakes that if lifts or appliances of the specified brand name or model number are not installed in the Phase, lifts or appliances of comparable quality will be installed.

賣方承諾如期數中沒有安裝指明的品牌名稱或產品型號的升降機或設備，便會安裝品質相若的升降機或設備。

6. APPLIANCES SCHEDULE 設備說明表

BATHROOM DEHUMIDIFIER SCHEDULE

浴室抽濕機設備說明

Tower 座數	Floor 樓層	Flat 單位	Brand Name (Model Number) 品牌 (型號)		
			Bathroom (in Master Bedroom) 浴室 (主人睡房內)	Bathroom (in Lower Duplex Floor) 浴室 (於複式下層)	Bathroom (in Upper Duplex Floor) 浴室 (於複式上層)
Tower T-7 第T-7座	5/F-12/F, 15/F-23/F and 25/F-29/F 5樓至12樓、15樓至23樓及25樓至29樓	A, B	-		
	31/F-33/F, 35/F-43/F and 45/F-46/F 31樓至33樓、35樓至43樓及45樓至46樓	A	-		
	5/F-12/F, 15/F-23/F, 25/F-29/F, 31/F-33/F, 35/F-43/F and 45/F-46/F 5樓至12樓、15樓至23樓、25樓至29樓、31樓至33樓、35樓至43樓及45樓至46樓	C	-		
	5/F-12/F, 15/F-23/F, 25/F-29/F, 31/F-33/F, 35/F-43/F and 45/F-46/F 5樓至12樓、15樓至23樓、25樓至29樓、31樓至33樓、35樓至43樓及45樓至46樓	D, E			
	47/F (Duplex) 47樓 (複式)	A, C	-		Cold Magic (CDH22)
	47/F (Duplex) 47樓 (複式)	D	-	-	

Tower 座數	Floor 樓層	Flat 單位	Brand Name (Model Number) 品牌 (型號)			
			Bathroom (in Bedroom 2) 浴室 (睡房2內)	Bathroom (in Bedroom 3) 浴室 (睡房3內)	Bathroom (in Bedroom 4) 浴室 (睡房4內)	Bathroom 浴室
Tower T-7 第T-7座	5/F-12/F, 15/F-23/F and 25/F-29/F 5樓至12樓、15樓至23樓及25樓至29樓	A, B				Cold Magic (CDH22)
	31/F-33/F, 35/F-43/F and 45/F-46/F 31樓至33樓、35樓至43樓及45樓至46樓	A	-			Cold Magic (CDH22)
	5/F-12/F, 15/F-23/F, 25/F-29/F, 31/F-33/F, 35/F-43/F and 45/F-46/F 5樓至12樓、15樓至23樓、25樓至29樓、31樓至33樓、35樓至43樓及45樓至46樓	C				Cold Magic (CDH22)
	5/F-12/F, 15/F-23/F, 25/F-29/F, 31/F-33/F, 35/F-43/F and 45/F-46/F 5樓至12樓、15樓至23樓、25樓至29樓、31樓至33樓、35樓至43樓及45樓至46樓	D, E				Cold Magic (CDH22)
	47/F (Duplex) 47樓 (複式)	A, C			-	
	47/F (Duplex) 47樓 (複式)	D		Cold Magic (CDH22)		

The Vendor undertakes that if lifts or appliances of the specified brand name or model number are not installed in the Phase, lifts or appliances of comparable quality will be installed.

賣方承諾如期數中沒有安裝指明的品牌名稱或產品型號的升降機或設備，便會安裝品質相若的升降機或設備。

6. APPLIANCES SCHEDULE 設備說明表

BATHROOM DEHUMIDIFIER SCHEDULE

浴室抽濕機設備說明

Tower 座數	Floor 樓層	Flat 單位	Brand Name (Model Number) 品牌 (型號)		
			Bathroom (in Master Bedroom) 浴室 (主人睡房內)	Bathroom (in Lower Duplex Floor) 浴室 (於複式下層)	Bathroom (in Upper Duplex Floor) 浴室 (於複式上層)
Tower T-8 第T-8座	5/F-12/F, 15/F-23/F and 25/F-29/F 5樓至12樓、15樓至23樓及25樓至29樓	A, B	-		
	31/F-33/F and 35/F-43/F 31樓至33樓及35樓至43樓	A	-		
	5/F-12/F, 15/F-23/F, 25/F-29/F, 31/F-33/F and 35/F-43/F 5樓至12樓、15樓至23樓、25樓至29樓、31樓至33樓及35樓至43樓	C	-		
	5/F-12/F, 15/F-23/F, 25/F-29/F, 31/F-33/F and 35/F-43/F 5樓至12樓、15樓至23樓、25樓至29樓、31樓至33樓及35樓至43樓	D, E			
	45/F (Duplex) 45樓 (複式)	A	-		Cold Magic (CDH22)
	45/F (Duplex) 45樓 (複式)	C	-	Cold Magic (CDH22)	-
	45/F (Duplex) 45樓 (複式)	D	-	Cold Magic (CDH22)	

Tower 座數	Floor 樓層	Flat 單位	Brand Name (Model Number) 品牌 (型號)			
			Bathroom (in Bedroom 2) 浴室 (睡房2內)	Bathroom (in Bedroom 3) 浴室 (睡房3內)	Bathroom (in Bedroom 4) 浴室 (睡房4內)	Bathroom 浴室
Tower T-8 第T-8座	5/F-12/F, 15/F-23/F and 25/F-29/F 5樓至12樓、15樓至23樓及25樓至29樓	A, B				Cold Magic (CDH22)
	31/F-33/F and 35/F-43/F 31樓至33樓及35樓至43樓	A			-	Cold Magic (CDH22)
	5/F-12/F, 15/F-23/F, 25/F-29/F, 31/F-33/F and 35/F-43/F 5樓至12樓、15樓至23樓、25樓至29樓、31樓至33樓及35樓至43樓	C				Cold Magic (CDH22)
	5/F-12/F, 15/F-23/F, 25/F-29/F, 31/F-33/F and 35/F-43/F 5樓至12樓、15樓至23樓、25樓至29樓、31樓至33樓及35樓至43樓	D, E				Cold Magic (CDH22)
	45/F (Duplex) 45樓 (複式)	A			-	
	45/F (Duplex) 45樓 (複式)	C		-		
	45/F (Duplex) 45樓 (複式)	D	-			

The Vendor undertakes that if lifts or appliances of the specified brand name or model number are not installed in the Phase, lifts or appliances of comparable quality will be installed.

賣方承諾如期數中沒有安裝指明的品牌名稱或產品型號的升降機或設備，便會安裝品質相若的升降機或設備。

6. APPLIANCES SCHEDULE 設備說明表

KITCHEN TV AND BATHROOM TV SCHEDULE
廚房電視及浴室電視設備說明

Tower 座數	Floor 樓層	Flat 單位	Brand Name (Model Number) 品牌 (型號)	
			Bathroom (in Master Bedroom) 浴室 (主人睡房內)	Kitchen 廚房
Tower T-1 第T-1座	31/F-33/F and 35/F-43/F 31樓至33樓及35樓至43樓	A	-	JSA(KTV102)
		C	-	JSA(KTV102)
	45/F (Duplex) 45樓 (複式)	A	JSA(B104i)	JSA(KTV102)
		C	JSA(B104i)	JSA(KTV102)
Tower T-2 第T-2座	31/F-33/F,35/F-43/F and 45/F-46/F 31樓至33樓,35樓至43樓及45樓至46樓	A	-	JSA(KTV102)
		A	JSA(B104i)	JSA(KTV102)
		C	JSA(B104i)	JSA(KTV102)
	47/F (Duplex) 47樓 (複式)	D	JSA(B104i)	JSA(KTV102)
Tower T-3 第T-3座	48/F (Duplex) 48樓 (複式)	A	JSA(B104i)	JSA(KTV102)
		D	JSA(B104i)	JSA(KTV102)
Tower T-6 第T-6座	48/F (Duplex) 48樓 (複式)	A	JSA(B104i)	JSA(KTV102)
		D	JSA(B104i)	JSA(KTV102)
Tower T-7 第T-7座	31/F-33/F,35/F-43/F and 45/F-46/F 31樓至33樓,35樓至43樓及45樓至46樓	A	-	JSA(KTV102)
		A	JSA(B104i)	JSA(KTV102)
		C	JSA(B104i)	JSA(KTV102)
	47/F (Duplex) 47樓 (複式)	D	JSA(B104i)	JSA(KTV102)
Tower T-8 第T-8座	31/F-33/F and 35/F-43/F 31樓至33樓及35樓至43樓	A	-	JSA(KTV102)
		C	-	JSA(KTV102)
	45/F (Duplex) 45樓 (複式)	A	JSA(B104i)	JSA(KTV102)
		C	JSA(B104i)	JSA(KTV102)
		D	JSA(B104i)	JSA(KTV102)

The Vendor undertakes that if lifts or appliances of the specified brand name or model number are not installed in the Phase, lifts or appliances of comparable quality will be installed.

賣方承諾如期數中沒有安裝指明的品牌名稱或產品型號的升降機或設備，便會安裝品質相若的升降機或設備。

SCHEDULE OF MECHANICAL & ELECTRICAL PROVISIONS FOR FLATS

單位機電裝置數量說明表

Schedule of Mechanical & Electrical Provisions for Flats at 5/F of Tower T-1, Tower T-2 & Tower T-3

於第T-1座, 第T-2座及第T-3座 5樓之單位機電裝置數量說明表

Tower 座數			Tower T-1 第T-1座					Tower T-2 第T-2座					Tower T-3 第T-3座				
	Exposed 外露	Concealed 隱藏	Flat 單位														
			A	B	C	D	E	A	B	C	D	E	A	B	C	D	E
Living Room and Dining Room 客廳及飯廳	TV/FM Outlet 電視/電台天線插座		1	1	1	1	1	1	1	1	1	1	1	1	1	1	1
	Telephone Outlet 電話插座		2	2	2	2	2	2	2	2	2	2	2	2	2	2	2
	Twin Socket Outlet 雙位插座		3	3	4	3	3	3	3	4	3	3	3	3	3	3	3
	Switch for A/C Unit 冷氣機開關掣		2	2	2	2	2	2	2	2	2	2	2	2	1	1	1
	Doorphone 門口對講機		1	1	1	1	1	1	1	1	1	1	1	1	1	1	1
Master Bedroom 主人睡房	TV/FM Outlet 電視/電台天線插座		3	3	3			3	3	3			3	3			
	Telephone Outlet 電話插座		3	3	3			3	3	3			3	3			
	Single Socket Outlet 單位插座		1	1	1			1	1	1			1	1			
	Twin Socket Outlet 雙位插座		3	3	4			3	3	4			3	3			
	Switch for A/C Unit 冷氣機開關掣		1	1	1			1	1	1			1	1			
Bedroom 1 睡房 1	TV/FM Outlet 電視/電台天線插座					2	3				2	3			2	2	3
	Telephone Outlet 電話插座					2	3				2	3			2	2	3
	Single Socket Outlet 單位插座					1	1				1	1			1	1	1
	Twin Socket Outlet 雙位插座					2	3				2	3			2	2	3
	Switch for A/C Unit 冷氣機開關掣					1	1				1	1			1	1	1
Bedroom 2 睡房 2	TV/FM Outlet 電視/電台天線插座		1	1	1	1	1	1	1	1	1	1	1	1	1	1	1
	Telephone Outlet 電話插座		1	1	1	1	1	1	1	1	1	1	1	1	1	1	1
	Single Socket Outlet 單位插座		1	1	1	1	1	1	1	1	1	1	1	1	1	1	1
	Twin Socket Outlet 雙位插座		1	1	1	1	1	1	1	1	1	1	1	1	1	1	1
	Switch for A/C Unit 冷氣機開關掣		1	1	1	1	1	1	1	1	1	1	1	1	1	1	1
Bedroom 3 睡房 3	TV/FM Outlet 電視/電台天線插座		1	1	1		1	1	1	1			1	1			
	Telephone Outlet 電話插座		1	1	1		1	1	1	1			1	1			
	Single Socket Outlet 單位插座		1	1	1		1	1	1	1			1	1			
	Twin Socket Outlet 雙位插座		1	1	1		1	1	1	1			1	1			
	Switch for A/C Unit 冷氣機開關掣		1	1	1		1	1	1	1			1	1			

FITTINGS, FINISHES AND APPLIANCES

裝置、裝修物料及設備

SCHEDULE OF MECHANICAL & ELECTRICAL PROVISIONS FOR FLATS

單位機電裝置數量說明表

Schedule of Mechanical & Electrical Provisions for Flats at 5/F of Tower T-1, Tower T-2 & Tower T-3

於第T-1座, 第T-2座及第T-3座 5樓之單位機電裝置數量說明表

Tower 座數			Tower T-1 第T-1座					Tower T-2 第T-2座					Tower T-3 第T-3座				
	Exposed 外露	Concealed 隱藏	Flat 單位														
			A	B	C	D	E	A	B	C	D	E	A	B	C	D	E
Kitchen 廚房	Twin Socket Outlet 雙位插座		2	2	2	2	2	2	2	2	2	2	2	2	2	2	2
		Socket Outlet for Refrigerator 雪櫃單位插座	1	1	1	1	1	1	1	1	1	1	1	1	1	1	1
		Socket Outlet for Microwave Oven 微波爐單位插座	1	1	1	1	1	1	1	1	1	1	1	1	1	1	1
		Fuse Spur Unit for Exhaust Fan 抽氣扇接線座	1	1	1	1	1	1	1	1	1	1	1	1	1	1	1
		Fuse Spur Unit for Hanger Cabinet Light 廚櫃燈接線座	1	1	1	1	1	1	1	1	1	1	1	1	1	1	1
		Fuse Spur Unit for Cookerhood 抽油煙機接線座	1	1	1	1	1	1	1	1	1	1	1	1	1	1	1
		Fuse Spur Unit for Gas Cooking Hob 煤氣煮食爐接線座	2	2	2	2	2	2	2	2	2	2	2	2	2	2	2
		Connection Unit for 6KW Water Heater 6千瓦熱水爐接線座	1	1	1	1	1	1	1	1	1	1	1	1	1	1	1
		Connection Unit for Electrical Oven 電焗爐接線座	1	1	1	-	-	1	1	1	-	-	1	1	-	-	-
		Socket Outlet for Washer and Dryer 洗衣及乾衣機插座	1	1	1	1	1	1	1	1	1	1	1	1	1	1	1
		Connection Unit for Electrical Induction Cooking Hob 電煮食爐接線座	1	1	-	-	-	1	1	-	-	-	1	1	-	-	-
		Gas Meter Position 煤氣錶位	1	1	1	1	1	1	1	1	1	1	1	1	1	1	1
	Water Point and Drain Point for Washer and Dryer 洗衣及乾衣機來去水位	1	1	1	1	1	1	1	1	1	1	1	1	1	1	1	
Bathroom (in Master Bedroom) 浴室 (主人睡房內)		Fuse Spur Unit for Spare 後備接線座	1	1	1			1	1	1			1	1			
		Fuse Spur Unit for Exhaust Fan 抽氣扇接線座	1	1	1			1	1	1			1	1			
		Fuse Spur Unit for Hanger Cabinet Light 鏡櫃燈接線座	1	1	1			1	1	1			1	1			
		Fuse Spur Unit for Gas Water Heater 煤氣熱水爐接線座	1	1	1			1	1	1			1	1			
Bathroom 浴室		Fuse Spur Unit for Spare 後備接線座	1	1	1	1	1	1	1	1	1	1	1	1	1	1	1
		Fuse Spur Unit for Exhaust Fan 抽氣扇接線座	1	1	1	1	1	1	1	1	1	1	1	1	1	1	1
		Fuse Spur Unit for Hanger Cabinet Light 鏡櫃燈接線座	1	1	1	1	1	1	1	1	1	1	1	1	1	1	1
		Fuse Spur Unit for Dehumidifier 抽濕機接線座	1	1	1	1	1	1	1	1	1	1	1	1	1	1	1
		Fuse Spur Unit for Gas Water Heater 煤氣熱水爐接線座	1	1	1	1	1	1	1	1	1	1	1	1	1	1	1
Store Room 儲物室	Telephone Outlet 電話插座		1	1				1	1				1	1			
	Twin Socket Outlet 雙位插座		1	1				1	1				1	1			
Store Room (in Kitchen) 儲物室 (廚房內)	Single Socket Outlet 單位插座		1	1				1	1				1	1			
Flat Roof 平台	Waterproof Single Socket Outlet 防水單位插座				2	1	1	-	-	2	1	1	1	1	2	1	1

SCHEDULE OF MECHANICAL & ELECTRICAL PROVISIONS FOR FLATS

單位機電裝置數量說明表

Schedule of Mechanical & Electrical Provisions for Flats at 6/F-12/F, 15/F-23/F & 25/F-29/F of Tower T-1, Tower T-2 & Tower T-3

於第T-1座, 第T-2座及第T-3座 6樓至12樓、15樓至23樓及25樓至29樓之單位機電裝置數量說明表

Tower 座數			Tower T-1 第T-1座					Tower T-2 第T-2座					Tower T-3 第T-3座				
	Exposed 外露	Concealed 隱藏	Flat 單位														
			A	B	C	D	E	A	B	C	D	E	A	B	C	D	E
Living Room and Dining Room 客廳及飯廳	TV/FM Outlet 電視/電台天線插座		1	1	1	1	1	1	1	1	1	1	1	1	1	1	1
	Telephone Outlet 電話插座		2	2	2	2	2	2	2	2	2	2	2	2	2	2	2
	Twin Socket Outlet 雙位插座		3	3	4	3	3	3	3	4	3	3	3	3	3	3	3
	Switch for A/C Unit 冷氣機開關掣		2	2	2	2	2	2	2	2	2	2	2	2	1	1	1
	Doorphone 門口對講機		1	1	1	1	1	1	1	1	1	1	1	1	1	1	1
Master Bedroom 主人睡房	TV/FM Outlet 電視/電台天線插座		3	3	3			3	3	3			3	3			
	Telephone Outlet 電話插座		3	3	3			3	3	3			3	3			
	Single Socket Outlet 單位插座		1	1	1			1	1	1			1	1			
	Twin Socket Outlet 雙位插座		3	3	4			3	3	4			3	3			
	Switch for A/C Unit 冷氣機開關掣		1	1	1			1	1	1			1	1			
Bedroom 1 睡房 1	TV/FM Outlet 電視/電台天線插座					2	3				2	3			2	2	2
	Telephone Outlet 電話插座					2	3				2	3			2	2	2
	Single Socket Outlet 單位插座					1	1				1	1			1	1	1
	Twin Socket Outlet 雙位插座					2	3				2	3			2	2	2
	Switch for A/C Unit 冷氣機開關掣					1	1				1	1			1	1	1
Bedroom 2 睡房 2	TV/FM Outlet 電視/電台天線插座		1	1	1	1	1	1	1	1	1	1	1	1	1	1	1
	Telephone Outlet 電話插座		1	1	1	1	1	1	1	1	1	1	1	1	1	1	1
	Single Socket Outlet 單位插座		1	1	1	1	1	1	1	1	1	1	1	1	1	1	1
	Twin Socket Outlet 雙位插座		1	1	1	1	1	1	1	1	1	1	1	1	1	1	1
	Switch for A/C Unit 冷氣機開關掣		1	1	1	1	1	1	1	1	1	1	1	1	1	1	1
Bedroom 3 睡房 3	TV/FM Outlet 電視/電台天線插座		1	1	1		1	1	1	1			1	1			
	Telephone Outlet 電話插座		1	1	1		1	1	1	1			1	1			
	Single Socket Outlet 單位插座		1	1	1		1	1	1	1			1	1			
	Twin Socket Outlet 雙位插座		1	1	1		1	1	1	1			1	1			
	Switch for A/C Unit 冷氣機開關掣		1	1	1		1	1	1	1			1	1			

FITTINGS, FINISHES AND APPLIANCES

裝置、裝修物料及設備

SCHEDULE OF MECHANICAL & ELECTRICAL PROVISIONS FOR FLATS

單位機電裝置數量說明表

Schedule of Mechanical & Electrical Provisions for Flats at 6/F-12/F, 15/F-23/F & 25/F-29/F of Tower T-1, Tower T-2 & Tower T-3

於第T-1座, 第T-2座及第T-3座 6樓至12樓、15樓至23樓及25樓至29樓之單位機電裝置數量說明表

Tower 座數			Tower T-1 第T-1座					Tower T-2 第T-2座					Tower T-3 第T-3座				
	Exposed 外露	Concealed 隱藏	Flat 單位														
			A	B	C	D	E	A	B	C	D	E	A	B	C	D	E
Kitchen 廚房	Twin Socket Outlet 雙位插座		2	2	2	2	2	2	2	2	2	2	2	2	2	2	2
		Socket Outlet for Refrigerator 雪櫃單位插座	1	1	1	1	1	1	1	1	1	1	1	1	1	1	1
		Socket Outlet for Microwave Oven 微波爐單位插座	1	1	1	1	1	1	1	1	1	1	1	1	1	1	1
		Fuse Spur Unit for Exhaust Fan 抽氣扇接線座	1	1	1	1	1	1	1	1	1	1	1	1	1	1	1
		Fuse Spur Unit for Hanger Cabinet Light 廚櫃燈接線座	1	1	1	1	1	1	1	1	1	1	1	1	1	1	1
		Fuse Spur Unit for Cookerhood 抽油煙機接線座	1	1	1	1	1	1	1	1	1	1	1	1	1	1	1
		Fuse Spur Unit for Gas Cooking Hob 煤氣煮食爐接線座	2	2	2	2	2	2	2	2	2	2	2	2	2	2	2
		Connection Unit for 6KW Water Heater 6千瓦熱水爐接線座	1	1	1	1	1	1	1	1	1	1	1	1	1	1	1
		Connection Unit for Electrical Oven 電焗爐接線座	1	1	1	-	-	1	1	1	-	-	1	1	-	-	-
		Socket Outlet for Washer and Dryer 洗衣及乾衣機插座	1	1	1	1	1	1	1	1	1	1	1	1	1	1	1
		Connection Unit for Electrical Induction Cooking Hob 電煮食爐接線座	1	1	-	-	-	1	1	-	-	-	1	1	-	-	-
		Gas Meter Position 煤氣錶位	1	1	1	1	1	1	1	1	1	1	1	1	1	1	1
	Water Point and Drain Point for Washer and Dryer 洗衣及乾衣機來去水位	1	1	1	1	1	1	1	1	1	1	1	1	1	1	1	
Bathroom (in Master Bedroom) 浴室 (主人睡房內)		Fuse Spur Unit for Spare 後備接線座	1	1	1			1	1	1			1	1			
		Fuse Spur Unit for Exhaust Fan 抽氣扇接線座	1	1	1			1	1	1			1	1			
		Fuse Spur Unit for Hanger Cabinet Light 鏡櫃燈接線座	1	1	1			1	1	1			1	1			
		Fuse Spur Unit for Gas Water Heater 煤氣熱水爐接線座	1	1	1			1	1	1			1	1			
Bathroom 浴室		Fuse Spur Unit for Spare 後備接線座	1	1	1	1	1	1	1	1	1	1	1	1	1	1	1
		Fuse Spur Unit for Exhaust Fan 抽氣扇接線座	1	1	1	1	1	1	1	1	1	1	1	1	1	1	1
		Fuse Spur Unit for Hanger Cabinet Light 鏡櫃燈接線座	1	1	1	1	1	1	1	1	1	1	1	1	1	1	1
		Fuse Spur Unit for Dehumidifier 抽濕機接線座	1	1	1	1	1	1	1	1	1	1	1	1	1	1	1
		Fuse Spur Unit for Gas Water Heater 煤氣熱水爐接線座	1	1	1	1	1	1	1	1	1	1	1	1	1	1	1
Store Room 儲物室	Telephone Outlet 電話插座		1	1				1	1				1	1			
	Twin Socket Outlet 雙位插座		1	1				1	1				1	1			
Store Room (in Kitchen) 儲物室 (廚房內)	Single Socket Outlet 單位插座		1	1				1	1				1	1			

SCHEDULE OF MECHANICAL & ELECTRICAL PROVISIONS FOR FLATS

單位機電裝置數量說明表

Schedule of Mechanical & Electrical Provisions for Flats at 31/F of Tower T-1, Tower T-2 & Tower T-3

於第T-1座, 第T-2座及第T-3座 31樓之單位機電裝置數量說明表

Tower 座數			Tower T-1 第T-1座		Tower T-2 第T-2座				Tower T-3 第T-3座							
	Exposed 外露	Concealed 隱藏	Flat 單位													
			A	C	D	E	A	C	D	E	A	B	C	D	E	
Living Room and Dining Room 客廳及飯廳	TV/FM Outlet 電視/電台天線插座		2	2	1	1	2	2	1	1	1	1	1	1	1	1
	Telephone Outlet 電話插座		3	3	2	2	3	3	2	2	2	2	2	2	2	2
	Twin Socket Outlet 雙位插座		3	3	3	3	3	3	3	3	3	3	3	3	3	3
	Switch for A/C Unit 冷氣機開關掣		3	2	2	2	2	2	2	2	2	2	1	1	1	1
	Doorphone 門口對講機		1	1	1	1	1	1	1	1	1	1	1	1	1	1
Master Bedroom 主人睡房	TV/FM Outlet 電視/電台天線插座		2	3			3	3			3	3				
	Telephone Outlet 電話插座		2	3			3	3			3	3				
	Single Socket Outlet 單位插座		1	1			1	1			1	1				
	Twin Socket Outlet 雙位插座		3	2			3	2			3	3				
	Switch for A/C Unit 冷氣機開關掣		1	1			1	1			1	1				
Bedroom 1 睡房 1	TV/FM Outlet 電視/電台天線插座				2	3			2	3			2	2	2	
	Telephone Outlet 電話插座				2	3			2	3			2	2	2	
	Single Socket Outlet 單位插座				1	1			1	1			1	1	1	
	Twin Socket Outlet 雙位插座				2	3			2	3			2	2	2	
	Switch for A/C Unit 冷氣機開關掣				1	1			1	1			1	1	1	
Bedroom 2 睡房 2	TV/FM Outlet 電視/電台天線插座		1	1	1	1	1	1	1	1	1	1	1	1	1	1
	Telephone Outlet 電話插座		1	1	1	1	1	1	1	1	1	1	1	1	1	1
	Single Socket Outlet 單位插座		-	1	1	1	1	1	1	1	1	1	1	1	1	1
	Twin Socket Outlet 雙位插座		2	1	1	1	1	1	1	1	1	1	1	1	1	1
	Switch for A/C Unit 冷氣機開關掣		1	1	1	1	1	1	1	1	1	1	1	1	1	1
Bedroom 3 睡房 3	TV/FM Outlet 電視/電台天線插座		1	1		1	1	1			1	1				
	Telephone Outlet 電話插座		1	1		1	1	1			1	1				
	Single Socket Outlet 單位插座		-	1		1	1	1			1	1				
	Twin Socket Outlet 雙位插座		2	1		1	1	1			1	1				
	Switch for A/C Unit 冷氣機開關掣		1	1		1	1	1			1	1				
Bedroom 4 睡房 4	TV/FM Outlet 電視/電台天線插座		1	1			1									
	Telephone Outlet 電話插座		1	1			1									
	Single Socket Outlet 單位插座		-	1			1									
	Twin Socket Outlet 雙位插座		2	1			1									
	Switch for A/C Unit 冷氣機開關掣		1	1			1									

FITTINGS, FINISHES AND APPLIANCES

裝置、裝修物料及設備

SCHEDULE OF MECHANICAL & ELECTRICAL PROVISIONS FOR FLATS

單位機電裝置數量說明表

Schedule of Mechanical & Electrical Provisions for Flats at 31/F of Tower T-1, Tower T-2 & Tower T-3
於第T-1座, 第T-2座及第T-3座 31樓之單位機電裝置數量說明表

Tower 座數			Tower T-1 第T-1座				Tower T-2 第T-2座				Tower T-3 第T-3座				
	Exposed 外露	Concealed 隱藏	Flat 單位												
			A	C	D	E	A	C	D	E	A	B	C	D	E
Kitchen 廚房	Twin Socket Outlet 雙位插座		3	2	2	2	3	2	2	2	2	2	2	2	2
		Socket Outlet for Refrigerator 雪櫃單位插座	1	1	1	1	1	1	1	1	1	1	1	1	1
		Socket Outlet for Microwave Oven 微波爐單位插座	1	1	1	1	1	1	1	1	1	1	1	1	1
		Fuse Spur Unit for Exhaust Fan 抽氣扇接線座	1	1	1	1	1	1	1	1	1	1	1	1	1
		Fuse Spur Unit for Hanger Cabinet Light 廚櫃燈接線座	1	1	1	1	1	1	1	1	1	1	1	1	1
		Fuse Spur Unit for Cookerhood 抽油煙機接線座	1	1	1	1	1	1	1	1	1	1	1	1	1
		Fuse Spur Unit for Gas Cooking Hob 煤氣煮食爐接線座	2	2	2	2	2	2	2	2	2	2	2	2	2
		Connection Unit for 6KW Water Heater 6千瓦熱水爐接線座	1	1	1	1	1	1	1	1	1	1	1	1	1
		Connection Unit for Electrical Oven 電焗爐接線座	1	1	-	-	1	1	-	-	1	1	-	-	-
		Socket Outlet for Washer and Dryer 洗衣及乾衣機插座	1	1	1	1	1	1	1	1	1	1	1	1	1
		Connection Unit for Electrical Induction Cooking Hob 電煮食爐接線座	1	1	-	-	1	-	-	-	1	1	-	-	-
		Connection Unit for Wine Cellar 酒櫃接線座	1	1	-	-	1	-	-	-	-	-	-	-	-
		Gas Meter Position 煤氣錶位	1	1	1	1	1	1	1	1	1	1	1	1	1
	Water Point and Drain Point for Washer and Dryer 洗衣及乾衣機來去水位	1	1	1	1	1	1	1	1	1	1	1	1	1	
Bathroom (in Master Bedroom) 浴室(主人睡房內)		Fuse Spur Unit for Spare 後備接線座	1	1			1	1			1	1			
		Fuse Spur Unit for Exhaust Fan 抽氣扇接線座	1	1			1	1			1	1			
		Fuse Spur Unit for Hanger Cabinet Light 鏡櫃燈接線座	1	1			1	1			1	1			
		Fuse Spur Unit for Gas Water Heater 煤氣熱水爐接線座	1	1			1	1			1	1			
Bathroom 浴室		Fuse Spur Unit for Spare 後備接線座	1	1	1	1	1	1	1	1	1	1	1	1	1
		Fuse Spur Unit for Exhaust Fan 抽氣扇接線座	1	1	1	1	1	1	1	1	1	1	1	1	1
		Fuse Spur Unit for Hanger Cabinet Light 鏡櫃燈接線座	1	1	1	1	1	1	1	1	1	1	1	1	1
		Fuse Spur Unit for Dehumidifier 抽濕機接線座	1	1	1	1	1	1	1	1	1	1	1	1	1
		Fuse Spur Unit for Gas Water Heater 煤氣熱水爐接線座	1	1	1	1	1	1	1	1	1	1	1	1	1
Bathroom (in Bedroom 2) 浴室(睡房2內)		Fuse Spur Unit for Spare 後備接線座					1								
		Fuse Spur Unit for Exhaust Fan 抽氣扇接線座					1								
		Fuse Spur Unit for Hanger Cabinet Light 鏡櫃燈接線座					1								
		Fuse Spur Unit for Gas Water Heater 煤氣熱水爐接線座					1								

SCHEDULE OF MECHANICAL & ELECTRICAL PROVISIONS FOR FLATS

單位機電裝置數量說明表

Schedule of Mechanical & Electrical Provisions for Flats at 31/F of Tower T-1, Tower T-2 & Tower T-3

於第T-1座, 第T-2座及第T-3座 31樓之單位機電裝置數量說明表

Tower 座數			Tower T-1 第T-1座				Tower T-2 第T-2座				Tower T-3 第T-3座							
	Exposed 外露	Concealed 隱藏	Flat 單位															
			A	C	D	E	A	C	D	E	A	B	C	D	E			
Bathroom (in Bedroom 4) 浴室 (睡房4內)		Fuse Spur Unit for Spare 後備接線座	1															
		Fuse Spur Unit for Exhaust Fan 抽氣扇接線座	1															
		Fuse Spur Unit for Hanger Cabinet Light 鏡櫃燈接線座	1															
		Fuse Spur Unit for Gas Water Heater 煤氣熱水爐接線座	1															
Store Room 儲物室	TV/FM Outlet 電視/電台天線插座											1	1					
	Telephone Outlet 電話插座											1	1					
	Twin Socket Outlet 雙位插座											1	1					
Store Room (in Kitchen) 儲物室 (廚房內)	Single Socket Outlet 單位插座		1	1			1					1	1					
Flat Roof 平台	Waterproof Single Socket Outlet 防水單位插座		2	2			2											

FITTINGS, FINISHES AND APPLIANCES

裝置、裝修物料及設備

SCHEDULE OF MECHANICAL & ELECTRICAL PROVISIONS FOR FLATS

單位機電裝置數量說明表

Schedule of Mechanical & Electrical Provisions for Flats at 32/F-33/F & 35/F-42/F of Tower T-1, Tower T-2 & Tower T-3
於第T-1座, 第T-2座及第T-3座 32樓至33樓及35樓至42樓之單位機電裝置數量說明表

Tower 座數			Tower T-1 第T-1座				Tower T-2 第T-2座				Tower T-3 第T-3座						
	Exposed 外露	Concealed 隱藏	Flat 單位														
			A	C	D	E	A	C	D	E	A	B	C	D	E		
Living Room and Dining Room 客廳及飯廳	TV/FM Outlet 電視/電台天線插座		2	2	1	1	2	2	1	1	1	1	1	1	1	1	1
	Telephone Outlet 電話插座		3	3	2	2	3	3	2	2	2	2	2	2	2	2	2
	Twin Socket Outlet 雙位插座		3	3	3	3	3	3	3	3	3	3	3	3	3	3	3
	Switch for A/C Unit 冷氣機開關掣		3	2	2	2	2	2	2	2	2	2	2	1	1	1	1
	Doorphone 門口對講機		1	1	1	1	1	1	1	1	1	1	1	1	1	1	1
Master Bedroom 主人睡房	TV/FM Outlet 電視/電台天線插座		2	3			3	3			3	3					
	Telephone Outlet 電話插座		2	3			3	3			3	3					
	Single Socket Outlet 單位插座		1	1			1	1			1	1					
	Twin Socket Outlet 雙位插座		3	2			3	2			3	3					
	Switch for A/C Unit 冷氣機開關掣		1	1			1	1			1	1					
Bedroom 1 睡房 1	TV/FM Outlet 電視/電台天線插座				2	3			2	3			2	2	2		
	Telephone Outlet 電話插座				2	3			2	3			2	2	2		
	Single Socket Outlet 單位插座				1	1			1	1			1	1	1		
	Twin Socket Outlet 雙位插座				2	3			2	3			2	2	2		
	Switch for A/C Unit 冷氣機開關掣				1	1			1	1			1	1	1		
Bedroom 2 睡房 2	TV/FM Outlet 電視/電台天線插座		1	1	1	1	1	1	1	1	1	1	1	1	1	1	1
	Telephone Outlet 電話插座		1	1	1	1	1	1	1	1	1	1	1	1	1	1	1
	Single Socket Outlet 單位插座		-	1	1	1	1	1	1	1	1	1	1	1	1	1	1
	Twin Socket Outlet 雙位插座		2	1	1	1	1	1	1	1	1	1	1	1	1	1	1
	Switch for A/C Unit 冷氣機開關掣		1	1	1	1	1	1	1	1	1	1	1	1	1	1	1
Bedroom 3 睡房 3	TV/FM Outlet 電視/電台天線插座		1	1		1	1	1			1	1					
	Telephone Outlet 電話插座		1	1		1	1	1			1	1					
	Single Socket Outlet 單位插座		-	1		1	1	1			1	1					
	Twin Socket Outlet 雙位插座		2	1		1	1	1			1	1					
	Switch for A/C Unit 冷氣機開關掣		1	1		1	1	1			1	1					
Bedroom 4 睡房 4	TV/FM Outlet 電視/電台天線插座		1	1			1										
	Telephone Outlet 電話插座		1	1			1										
	Single Socket Outlet 單位插座		-	1			1										
	Twin Socket Outlet 雙位插座		2	1			1										
	Switch for A/C Unit 冷氣機開關掣		1	1			1										

SCHEDULE OF MECHANICAL & ELECTRICAL PROVISIONS FOR FLATS

單位機電裝置數量說明表

Schedule of Mechanical & Electrical Provisions for Flats at 32/F-33/F & 35/F-42/F of Tower T-1, Tower T-2 & Tower T-3

於第T-1座, 第T-2座及第T-3座 32樓至33樓及35樓至42樓之單位機電裝置數量說明表

Tower 座數			Tower T-1 第T-1座				Tower T-2 第T-2座				Tower T-3 第T-3座							
	Exposed 外露	Concealed 隱藏	Flat 單位															
			A	C	D	E	A	C	D	E	A	B	C	D	E			
Kitchen 廚房	Twin Socket Outlet 雙位插座		3	2	2	2	3	2	2	2	2	2	2	2	2	2	2	2
		Socket Outlet for Refrigerator 雪櫃單位插座	1	1	1	1	1	1	1	1	1	1	1	1	1	1	1	1
		Socket Outlet for Microwave Oven 微波爐單位插座	1	1	1	1	1	1	1	1	1	1	1	1	1	1	1	1
		Fuse Spur Unit for Exhaust Fan 抽氣扇接線座	1	1	1	1	1	1	1	1	1	1	1	1	1	1	1	1
		Fuse Spur Unit for Hanger Cabinet Light 廚櫃燈接線座	1	1	1	1	1	1	1	1	1	1	1	1	1	1	1	1
		Fuse Spur Unit for Cookerhood 抽油煙機接線座	1	1	1	1	1	1	1	1	1	1	1	1	1	1	1	1
		Fuse Spur Unit for Gas Cooking Hob 煤氣煮食爐接線座	2	2	2	2	2	2	2	2	2	2	2	2	2	2	2	2
		Connection Unit for 6KW Water Heater 6千瓦熱水爐接線座	1	1	1	1	1	1	1	1	1	1	1	1	1	1	1	1
		Connection Unit for Electrical Oven 電焗爐接線座	1	1	-	-	1	1	-	-	1	1	-	-	-	-	-	-
		Socket Outlet for Washer and Dryer 洗衣及乾衣機插座	1	1	1	1	1	1	1	1	1	1	1	1	1	1	1	1
		Connection Unit for Electrical Induction Cooking Hob 電煮食爐接線座	1	1	-	-	1	-	-	-	1	1	-	-	-	-	-	-
		Connection Unit for Wine Cellar 酒櫃接線座	1	1	-	-	1	-	-	-	-	-	-	-	-	-	-	-
		Gas Meter Position 煤氣錶位	1	1	1	1	1	1	1	1	1	1	1	1	1	1	1	1
	Water Point and Drain Point for Washer and Dryer 洗衣及乾衣機來去水位	1	1	1	1	1	1	1	1	1	1	1	1	1	1	1	1	
Bathroom (in Master Bedroom) 浴室 (主人睡房內)		Fuse Spur Unit for Spare 後備接線座	1	1			1	1							1	1		
		Fuse Spur Unit for Exhaust Fan 抽氣扇接線座	1	1			1	1							1	1		
		Fuse Spur Unit for Hanger Cabinet Light 鏡櫃燈接線座	1	1			1	1							1	1		
		Fuse Spur Unit for Gas Water Heater 煤氣熱水爐接線座	1	1			1	1							1	1		
Bathroom 浴室		Fuse Spur Unit for Spare 後備接線座	1	1	1	1	1	1	1	1	1	1	1	1	1	1	1	1
		Fuse Spur Unit for Exhaust Fan 抽氣扇接線座	1	1	1	1	1	1	1	1	1	1	1	1	1	1	1	1
		Fuse Spur Unit for Hanger Cabinet Light 鏡櫃燈接線座	1	1	1	1	1	1	1	1	1	1	1	1	1	1	1	1
		Fuse Spur Unit for Dehumidifier 抽濕機接線座	1	1	1	1	1	1	1	1	1	1	1	1	1	1	1	1
		Fuse Spur Unit for Gas Water Heater 煤氣熱水爐接線座	1	1	1	1	1	1	1	1	1	1	1	1	1	1	1	1
Bathroom (in Bedroom 2) 浴室 (睡房2內)		Fuse Spur Unit for Spare 後備接線座					1											
		Fuse Spur Unit for Exhaust Fan 抽氣扇接線座					1											
		Fuse Spur Unit for Hanger Cabinet Light 鏡櫃燈接線座					1											
		Fuse Spur Unit for Gas Water Heater 煤氣熱水爐接線座					1											

FITTINGS, FINISHES AND APPLIANCES

裝置、裝修物料及設備

SCHEDULE OF MECHANICAL & ELECTRICAL PROVISIONS FOR FLATS

單位機電裝置數量說明表

Schedule of Mechanical & Electrical Provisions for Flats at 32/F-33/F & 35/F-42/F of Tower T-1, Tower T-2 & Tower T-3
於第T-1座, 第T-2座及第T-3座 32樓至33樓及35樓至42樓之單位機電裝置數量說明表

Tower 座數			Tower T-1 第T-1座				Tower T-2 第T-2座				Tower T-3 第T-3座							
	Exposed 外露	Concealed 隱藏	Flat 單位															
			A	C	D	E	A	C	D	E	A	B	C	D	E			
Bathroom (in Bedroom 4) 浴室(睡房4內)		Fuse Spur Unit for Spare 後備接線座	1															
		Fuse Spur Unit for Exhaust Fan 抽氣扇接線座	1															
		Fuse Spur Unit for Hanger Cabinet Light 鏡櫃燈接線座	1															
		Fuse Spur Unit for Gas Water Heater 煤氣熱水爐接線座	1															
Store Room 儲物室	TV/FM Outlet 電視/電台天線插座												1	1				
	Telephone Outlet 電話插座												1	1				
	Twin Socket Outlet 雙位插座												1	1				
Store Room (in Kitchen) 儲物室(廚房內)	Single Socket Outlet 單位插座		1	1				1					1	1				

SCHEDULE OF MECHANICAL & ELECTRICAL PROVISIONS FOR FLATS

單位機電裝置數量說明表

Schedule of Mechanical & Electrical Provisions for Flats at 43/F of Tower T-1, Tower T-2 & Tower T-3

於第T-1座, 第T-2座及第T-3座 43樓之單位機電裝置數量說明表

Tower 座數			Tower T-1 第T-1座		Tower T-2 第T-2座		Tower T-3 第T-3座									
	Exposed 外露	Concealed 隱藏	Flat 單位													
			A	C	D	E	A	C	D	E	A	B	C	D	E	
Living Room and Dining Room 客廳及飯廳	TV/FM Outlet 電視/電台天線插座		2	2	1	1	2	2	1	1	1	1	1	1	1	1
	Telephone Outlet 電話插座		3	3	2	2	3	3	2	2	2	2	2	2	2	2
	Twin Socket Outlet 雙位插座		3	3	3	3	3	3	3	3	3	3	4	3	3	
	Switch for A/C Unit 冷氣機開關掣		2	2	2	2	2	2	2	2	2	2	2	1	1	
	Doorphone 門口對講機		1	1	1	1	1	1	1	1	1	1	1	1	1	1
Master Bedroom 主人睡房	TV/FM Outlet 電視/電台天線插座		3	3			3	3				3	3	1		
	Telephone Outlet 電話插座		3	3			3	3				3	3	2		
	Single Socket Outlet 單位插座		1	1			1	1				1	1	1		
	Twin Socket Outlet 雙位插座		3	2			3	2				3	3	2		
	Switch for A/C Unit 冷氣機開關掣		1	1			1	1				1	1	1		
Bedroom 1 睡房 1	TV/FM Outlet 電視/電台天線插座				2	3			2	3					2	2
	Telephone Outlet 電話插座				2	3			2	3					2	2
	Single Socket Outlet 單位插座				1	1			1	1					1	1
	Twin Socket Outlet 雙位插座				2	3			2	3					2	2
	Switch for A/C Unit 冷氣機開關掣				1	1			1	1					1	1
Bedroom 2 睡房 2	TV/FM Outlet 電視/電台天線插座		1	1	1	1	1	1	1	1	1	1	1	1	1	1
	Telephone Outlet 電話插座		1	1	1	1	1	1	1	1	1	1	1	2	1	1
	Single Socket Outlet 單位插座		1	1	1	1	1	1	1	1	1	1	1	1	1	1
	Twin Socket Outlet 雙位插座		1	1	1	1	1	1	1	1	1	1	1	2	1	1
	Switch for A/C Unit 冷氣機開關掣		1	1	1	1	1	1	1	1	1	1	1	1	1	1
Bedroom 3 睡房 3	TV/FM Outlet 電視/電台天線插座		1	1		1	1	1				1	1	1		
	Telephone Outlet 電話插座		1	1		1	1	1				1	1	2		
	Single Socket Outlet 單位插座		1	1		1	1	1				1	1	1		
	Twin Socket Outlet 雙位插座		1	1		1	1	1				1	1	2		
	Switch for A/C Unit 冷氣機開關掣		1	1		1	1	1				1	1	1		
Bedroom 4 睡房 4	TV/FM Outlet 電視/電台天線插座		1	1			1									
	Telephone Outlet 電話插座		1	1			1									
	Single Socket Outlet 單位插座		1	1			1									
	Twin Socket Outlet 雙位插座		1	1			1									
	Switch for A/C Unit 冷氣機開關掣		1	1			1									

FITTINGS, FINISHES AND APPLIANCES

裝置、裝修物料及設備

SCHEDULE OF MECHANICAL & ELECTRICAL PROVISIONS FOR FLATS

單位機電裝置數量說明表

Schedule of Mechanical & Electrical Provisions for Flats at 43/F of Tower T-1, Tower T-2 & Tower T-3

於第T-1座, 第T-2座及第T-3座 43樓之單位機電裝置數量說明表

Tower 座數			Tower T-1 第T-1座				Tower T-2 第T-2座				Tower T-3 第T-3座				
	Exposed 外露	Concealed 隱藏	Flat 單位												
			A	C	D	E	A	C	D	E	A	B	C	D	E
Kitchen 廚房	Twin Socket Outlet 雙位插座		3	2	2	2	3	2	2	2	2	2	2	2	2
		Socket Outlet for Refrigerator 雪櫃單位插座	1	1	1	1	1	1	1	1	1	1	1	1	1
		Socket Outlet for Microwave Oven 微波爐單位插座	1	1	1	1	1	1	1	1	1	1	1	1	1
		Fuse Spur Unit for Exhaust Fan 抽氣扇接線座	1	1	1	1	1	1	1	1	1	1	1	1	1
		Fuse Spur Unit for Hanger Cabinet Light 廚櫃燈接線座	1	1	1	1	1	1	1	1	1	1	1	1	1
		Fuse Spur Unit for Cookerhood 抽油煙機接線座	1	1	1	1	1	1	1	1	1	1	1	1	1
		Fuse Spur Unit for Gas Cooking Hob 煤氣煮食爐接線座	2	2	2	2	2	2	2	2	2	2	2	2	2
		Connection Unit for 6KW Water Heater 6千瓦熱水爐接線座	1	1	1	1	1	1	1	1	1	1	1	1	1
		Connection Unit for Electrical Oven 電焗爐接線座	1	1	-	-	1	1	-	-	1	1	1	-	-
		Socket Outlet for Washer and Dryer 洗衣及乾衣機插座	1	1	1	1	1	1	1	1	1	1	1	1	1
		Connection Unit for Electrical Induction Cooking Hob 電煮食爐接線座	1	1	-	-	1	-	-	-	1	1	1	-	-
		Connection Unit for Wine Cellar 酒櫃接線座	1	1	-	-	1	-	-	-	-	-	1	-	-
		Gas Meter Position 煤氣錶位	1	1	1	1	1	1	1	1	1	1	1	1	1
	Water Point and Drain Point for Washer and Dryer 洗衣及乾衣機來去水位	1	1	1	1	1	1	1	1	1	1	1	1	1	
Bathroom (in Master Bedroom) 浴室 (主人睡房內)		Fuse Spur Unit for Spare 後備接線座	1	1			1	1			1	1	1		
		Fuse Spur Unit for Exhaust Fan 抽氣扇接線座	1	1			1	1			1	1	1		
		Fuse Spur Unit for Hanger Cabinet Light 鏡櫃燈接線座	1	1			1	1			1	1	1		
		Fuse Spur Unit for Gas Water Heater 煤氣熱水爐接線座	1	1			1	1			1	1	1		
Bathroom 浴室		Fuse Spur Unit for Spare 後備接線座	1	1	1	1	1	1	1	1	1	1		1	1
		Fuse Spur Unit for Exhaust Fan 抽氣扇接線座	1	1	1	1	1	1	1	1	1	1		1	1
		Fuse Spur Unit for Hanger Cabinet Light 鏡櫃燈接線座	1	1	1	1	1	1	1	1	1	1		1	1
		Fuse Spur Unit for Dehumidifier 抽濕機接線座	1	1	1	1	1	1	1	1	1	1		1	1
		Fuse Spur Unit for Gas Water Heater 煤氣熱水爐接線座	1	1	1	1	1	1	1	1	1	1		1	1
Bathroom (in Bedroom 2) 浴室 (睡房2內)		Fuse Spur Unit for Spare 後備接線座					1								
		Fuse Spur Unit for Exhaust Fan 抽氣扇接線座					1								
		Fuse Spur Unit for Hanger Cabinet Light 鏡櫃燈接線座					1								
		Fuse Spur Unit for Gas Water Heater 煤氣熱水爐接線座					1								

SCHEDULE OF MECHANICAL & ELECTRICAL PROVISIONS FOR FLATS

單位機電裝置數量說明表

Schedule of Mechanical & Electrical Provisions for Flats at 43/F of Tower T-1, Tower T-2 & Tower T-3

於第T-1座, 第T-2座及第T-3座 43樓之單位機電裝置數量說明表

Tower 座數			Tower T-1 第T-1座				Tower T-2 第T-2座				Tower T-3 第T-3座							
	Exposed 外露	Concealed 隱藏	Flat 單位															
			A	C	D	E	A	C	D	E	A	B	C	D	E			
Bathroom (in Bedroom 4) 浴室 (睡房4內)		Fuse Spur Unit for Spare 後備接線座	1															
		Fuse Spur Unit for Exhaust Fan 抽氣扇接線座	1															
		Fuse Spur Unit for Hanger Cabinet Light 鏡櫃燈接線座	1															
		Fuse Spur Unit for Gas Water Heater 煤氣熱水爐接線座	1															
Bathroom (in Lower Duplex Floor) 浴室 (於複式下層)		Fuse Spur Unit for Spare 後備接線座														1		
		Fuse Spur Unit for Exhaust Fan 抽氣扇接線座														1		
		Fuse Spur Unit for Hanger Cabinet Light 鏡櫃燈接線座														1		
		Fuse Spur Unit for Dehumidifier 抽濕機接線座														1		
		Fuse Spur Unit for Gas Water Heater 煤氣熱水爐接線座														1		
Bathroom (in Upper Duplex Floor) 浴室 (於複式上層)		Fuse Spur Unit for Spare 後備接線座														1		
		Fuse Spur Unit for Exhaust Fan 抽氣扇接線座														1		
		Fuse Spur Unit for Hanger Cabinet Light 鏡櫃燈接線座														1		
		Fuse Spur Unit for Gas Water Heater 煤氣熱水爐接線座														1		
Store Room 儲物室	TV/FM Outlet 電視/電台天線插座													1	1			
	Telephone Outlet 電話插座													1	1			
	Twin Socket Outlet 雙位插座													1	1			
Store Room (in Kitchen) 儲物室 (廚房內)	Single Socket Outlet 單位插座		1	1				1					1	1				
Flat Roof 平台	Waterproof Single Socket Outlet 防水單位插座															1		

FITTINGS, FINISHES AND APPLIANCES

裝置、裝修物料及設備

SCHEDULE OF MECHANICAL & ELECTRICAL PROVISIONS FOR FLATS

單位機電裝置數量說明表

Schedule of Mechanical & Electrical Provisions for Flats at 45/F of Tower T-1, Tower T-2 & Tower T-3
於第T-1座, 第T-2座及第T-3座 45樓之單位機電裝置數量說明表

Tower 座數			Tower T-1 第T-1座			Tower T-2 第T-2座			Tower T-3 第T-3座				
	Exposed 外露	Concealed 隱藏	Flat 單位										
			A	C	D	A	C	D	E	A	B	D	E
Living Room and Dining Room 客廳及飯廳	TV/FM Outlet 電視/電台天線插座		2	3	2	2	2	1	1	1	1	1	1
	Telephone Outlet 電話插座		3	4	2	3	3	2	2	2	2	2	2
	Single Socket Outlet 單位插座		1	-	4	-	-	-	-	-	-	-	-
	Twin Socket Outlet 雙位插座		3	3	2	3	3	3	3	3	3	3	3
	Switch for A/C Unit 冷氣機開關掣		3	4	3	2	2	2	2	2	2	1	1
	Doorphone 門口對講機		1	1	1	1	1	1	1	1	1	1	1
Master Bedroom 主人睡房	TV/FM Outlet 電視/電台天線插座		1	2	2	2	2			3	3		
	Telephone Outlet 電話插座		2	2	3	2	2			3	3		
	Single Socket Outlet 單位插座		2	2	3	1	1			1	1		
	Twin Socket Outlet 雙位插座		2	3	2	4	3			3	3		
	Switch for A/C Unit 冷氣機開關掣		2	1	1	1	1			1	1		
Bedroom 1 睡房 1	TV/FM Outlet 電視/電台天線插座							2	3			2	2
	Telephone Outlet 電話插座							2	3			2	2
	Single Socket Outlet 單位插座							1	1			1	1
	Twin Socket Outlet 雙位插座							2	3			2	2
	Switch for A/C Unit 冷氣機開關掣							1	1			1	1
Bedroom 2 睡房 2	TV/FM Outlet 電視/電台天線插座		1	1	1	1	1	1	1	1	1	1	1
	Telephone Outlet 電話插座		1	1	1	1	1	1	1	1	1	1	1
	Single Socket Outlet 單位插座		1	1	1	1	1	1	1	1	1	1	1
	Twin Socket Outlet 雙位插座		2	1	1	1	1	1	1	1	1	1	1
	Switch for A/C Unit 冷氣機開關掣		1	1	1	1	1	1	1	1	1	1	1
Bedroom 3 睡房 3	TV/FM Outlet 電視/電台天線插座		1	1	2	1	1			1	1		
	Telephone Outlet 電話插座		1	1	2	1	1			1	1		
	Single Socket Outlet 單位插座		1	1	1	1	1			1	1		
	Twin Socket Outlet 雙位插座		2	1	2	1	1			1	1		
	Switch for A/C Unit 冷氣機開關掣		1	1	1	1	1			1	1		
Bedroom 4 睡房 4	TV/FM Outlet 電視/電台天線插座		2		2	1							
	Telephone Outlet 電話插座		2		2	1							
	Single Socket Outlet 單位插座		3		1	1							
	Twin Socket Outlet 雙位插座		1		2	1							
	Switch for A/C Unit 冷氣機開關掣		1		1	1							

SCHEDULE OF MECHANICAL & ELECTRICAL PROVISIONS FOR FLATS

單位機電裝置數量說明表

Schedule of Mechanical & Electrical Provisions for Flats at 45/F of Tower T-1, Tower T-2 & Tower T-3

於第T-1座, 第T-2座及第T-3座 45樓之單位機電裝置數量說明表

Tower 座數			Tower T-1 第T-1座		Tower T-2 第T-2座			Tower T-3 第T-3座													
	Exposed 外露	Concealed 隱藏	Flat 單位																		
			A	C	D	A	C	D	E	A	B	D	E								
Bedroom 5 睡房 5	TV/FM Outlet 電視/電台天線插座		2																		
	Telephone Outlet 電話插座		1																		
	Single Socket Outlet 單位插座		1																		
	Twin Socket Outlet 雙位插座		2																		
	Switch for A/C Unit 冷氣機開關掣		1																		
Kitchen 廚房	Twin Socket Outlet 雙位插座		3	2	2	3	2	2	2	2	2	2	2	2	2	2	2	2	2	2	2
	Socket Outlet for Refrigerator 雪櫃單位插座		1	1	1	1	1	1	1	1	1	1	1	1	1	1	1	1	1	1	1
	Socket Outlet for Microwave Oven 微波爐單位插座		1	1	1	1	1	1	1	1	1	1	1	1	1	1	1	1	1	1	1
	Fuse Spur Unit for Exhaust Fan 抽氣扇接線座		1	1	1	1	1	1	1	1	1	1	1	1	1	1	1	1	1	1	1
	Fuse Spur Unit for Hanger Cabinet Light 廚櫃燈接線座		1	1	1	1	1	1	1	1	1	1	1	1	1	1	1	1	1	1	1
	Fuse Spur Unit for Cookerhood 抽油煙機接線座		1	1	1	1	1	1	1	1	1	1	1	1	1	1	1	1	1	1	1
	Fuse Spur Unit for Gas Cooking Hob 煤氣煮食爐接線座		2	2	2	2	2	2	2	2	2	2	2	2	2	2	2	2	2	2	2
	Connection Unit for 6KW Water Heater 6千瓦熱水爐接線座		1	1	1	1	1	1	1	1	1	1	1	1	1	1	1	1	1	1	1
	Connection Unit for Electrical Oven 電焗爐接線座		1	1	1	1	1	-	-	-	1	1	-	-	-	-	-	-	-	-	-
	Socket Outlet for Washer and Dryer 洗衣及乾衣機插座		1	1	1	1	1	1	1	1	1	1	1	1	1	1	1	1	1	1	1
	Connection Unit for Electrical Induction Cooking Hob 電煮食爐接線座		1	1	1	1	-	-	-	-	1	1	-	-	-	-	-	-	-	-	-
	Connection Unit for Wine Cellar 酒櫃接線座		1	1	1	1	-	-	-	-	-	-	-	-	-	-	-	-	-	-	-
	Gas Meter Position 煤氣錶位		1	1	1	1	1	1	1	1	1	1	1	1	1	1	1	1	1	1	1
Water Point and Drain Point for Washer and Dryer 洗衣及乾衣機來去水位		1	1	1	1	1	1	1	1	1	1	1	1	1	1	1	1	1	1	1	
Bathroom (in Master Bedroom) 浴室 (主人睡房內)	Fuse Spur Unit for Spare 後備接線座		1	1	1	1	1					1	1								
	Fuse Spur Unit for Exhaust Fan 抽氣扇接線座		1	1	1	1	1					1	1								
	Fuse Spur Unit for Hanger Cabinet Light 鏡櫃燈接線座		1	1	1	1	1					1	1								
	Fuse Spur Unit for Gas Water Heater 煤氣熱水爐接線座		1	1	1	1	1					1	1								
Bathroom 浴室	Fuse Spur Unit for Spare 後備接線座					1	1	1	1	1	1	1	1	1	1	1	1	1	1	1	
	Fuse Spur Unit for Exhaust Fan 抽氣扇接線座					1	1	1	1	1	1	1	1	1	1	1	1	1	1	1	
	Fuse Spur Unit for Hanger Cabinet Light 鏡櫃燈接線座					1	1	1	1	1	1	1	1	1	1	1	1	1	1	1	
	Fuse Spur Unit for Dehumidifier 抽濕機接線座					1	1	1	1	1	1	1	1	1	1	1	1	1	1	1	
	Fuse Spur Unit for Gas Water Heater 煤氣熱水爐接線座					1	1	1	1	1	1	1	1	1	1	1	1	1	1	1	
Bathroom (in Bedroom 2) 浴室 (睡房2內)	Fuse Spur Unit for Spare 後備接線座				1	1															
	Fuse Spur Unit for Exhaust Fan 抽氣扇接線座				1	1															
	Fuse Spur Unit for Hanger Cabinet Light 鏡櫃燈接線座				1	1															
	Fuse Spur Unit for Gas Water Heater 煤氣熱水爐接線座				1	1															

FITTINGS, FINISHES AND APPLIANCES

裝置、裝修物料及設備

SCHEDULE OF MECHANICAL & ELECTRICAL PROVISIONS FOR FLATS

單位機電裝置數量說明表

Schedule of Mechanical & Electrical Provisions for Flats at 45/F of Tower T-1, Tower T-2 & Tower T-3
於第T-1座, 第T-2座及第T-3座 45樓之單位機電裝置數量說明表

Tower 座數			Tower T-1 第T-1座	Tower T-2 第T-2座	Tower T-3 第T-3座															
	Exposed 外露	Concealed 隱藏	Flat 單位																	
			A	C	D	A	C	D	E	A	B	D	E							
Bathroom (in Bedroom 3) 浴室 (睡房3內)		Fuse Spur Unit for Spare 後備接線座		1																
		Fuse Spur Unit for Exhaust Fan 抽氣扇接線座		1																
		Fuse Spur Unit for Hanger Cabinet Light 鏡櫃燈接線座		1																
		Fuse Spur Unit for Gas Water Heater 煤氣熱水爐接線座		1																
Bathroom (in Bedroom 4) 浴室 (睡房4內)		Fuse Spur Unit for Spare 後備接線座	1																	
		Fuse Spur Unit for Exhaust Fan 抽氣扇接線座	1																	
		Fuse Spur Unit for Hanger Cabinet Light 鏡櫃燈接線座	1																	
		Fuse Spur Unit for Gas Water Heater 煤氣熱水爐接線座	1																	
Bathroom (in Lower Duplex Floor) 浴室 (於複式下層)		Fuse Spur Unit for Spare 後備接線座		1	1															
		Fuse Spur Unit for Exhaust Fan 抽氣扇接線座		1	1															
		Fuse Spur Unit for Hanger Cabinet Light 鏡櫃燈接線座		1	1															
		Fuse Spur Unit for Dehumidifier 抽濕機接線座		1	1															
		Fuse Spur Unit for Gas Water Heater 煤氣熱水爐接線座		1	1															
Bathroom (in Upper Duplex Floor) 浴室 (於複式上層)		Fuse Spur Unit for Spare 後備接線座	1	1																
		Fuse Spur Unit for Exhaust Fan 抽氣扇接線座	1	1																
		Fuse Spur Unit for Hanger Cabinet Light 鏡櫃燈接線座	1	1																
		Fuse Spur Unit for Dehumidifier 抽濕機接線座	1	-																
		Fuse Spur Unit for Gas Water Heater 煤氣熱水爐接線座	1	1																
Family Room 家庭廳	TV/FM Outlet 電視/電台天線插座			2																
	Telephone Outlet 電話插座			2																
	Single Socket Outlet 單位插座			1																
	Twin Socket Outlet 雙位插座			2																
	Switch for A/C Unit 冷氣機開關掣			1																
Store Room (in Kitchen) 儲物室 (廚房內)	Single Socket Outlet 單位插座		1	1		1								1	1					
Store Room (under Stairs) 儲物室 (樓梯之下)	Single Socket Outlet 單位插座				1															

SCHEDULE OF MECHANICAL & ELECTRICAL PROVISIONS FOR FLATS

單位機電裝置數量說明表

Schedule of Mechanical & Electrical Provisions for Flats at 45/F of Tower T-1, Tower T-2 & Tower T-3

於第T-1座, 第T-2座及第T-3座 45樓之單位機電裝置數量說明表

Tower 座數			Tower T-1 第T-1座	Tower T-2 第T-2座	Tower T-3 第T-3座	Flat 單位												
	Exposed 外露	Concealed 隱藏																
			A	C	D	A	C	D	E	A	B	D	E					
Store Room (in Upper Duplex Floor) 儲物室 (於複式上層)	Single Socket Outlet 單位插座		1	1	1													
	Twin Socket Outlet 雙位插座		-	-	-													
Store Room (in Lower Duplex Floor) 儲物室 (於複式下層)	Single Socket Outlet 單位插座				1													
	Twin Socket Outlet 雙位插座				1													
Store Room 儲物室	TV/FM Outlet 電視/電台天線插座												1	1				
	Telephone Outlet 電話插座												1	1				
	Single Socket Outlet 單位插座												1	1				
	Twin Socket Outlet 雙位插座												-	-				
Flat Roof 平台	Waterproof Single Socket Outlet 防水單位插座		1	1	2													

FITTINGS, FINISHES AND APPLIANCES

裝置、裝修物料及設備

SCHEDULE OF MECHANICAL & ELECTRICAL PROVISIONS FOR FLATS

單位機電裝置數量說明表

Schedule of Mechanical & Electrical Provisions for Flats at 46/F of Tower T-2 & Tower T-3

於第T-2座及第T-3座 46樓之單位機電裝置數量說明表

Tower 座數			Tower T-2 第T-2座				Tower T-3 第T-3座				
	Exposed 外露	Concealed 隱藏	Flat 單位								
			A	C	D	E	A	B	D	E	
Living Room and Dining Room 客廳及飯廳	TV/FM Outlet 電視/電台天線插座		2	2	1	1	1	1	1	1	1
	Telephone Outlet 電話插座		3	3	2	2	2	2	2	2	2
	Twin Socket Outlet 雙位插座		4	4	3	3	3	3	3	3	3
	Switch for A/C Unit 冷氣機開關掣		2	2	2	2	2	2	1	1	
	Doorphone 門口對講機		1	1	1	1	1	1	1	1	1
Master Bedroom 主人睡房	TV/FM Outlet 電視/電台天線插座		3	3			3	3			
	Telephone Outlet 電話插座		3	3			3	3			
	Single Socket Outlet 單位插座		1	1			1	1			
	Twin Socket Outlet 雙位插座		4	3			3	3			
	Switch for A/C Unit 冷氣機開關掣		1	1			1	1			
Bedroom 1 睡房 1	TV/FM Outlet 電視/電台天線插座				2	3				2	2
	Telephone Outlet 電話插座				2	3				2	2
	Single Socket Outlet 單位插座				1	1				1	1
	Twin Socket Outlet 雙位插座				2	3				2	2
	Switch for A/C Unit 冷氣機開關掣				1	1				1	1
Bedroom 2 睡房 2	TV/FM Outlet 電視/電台天線插座		1	1	1	1	1	1	1	1	1
	Telephone Outlet 電話插座		1	1	1	1	1	1	1	1	1
	Single Socket Outlet 單位插座		1	1	1	1	1	1	1	1	1
	Twin Socket Outlet 雙位插座		1	1	1	1	1	1	1	1	1
	Switch for A/C Unit 冷氣機開關掣		1	1	1	1	1	1	1	1	1
Bedroom 3 睡房 3	TV/FM Outlet 電視/電台天線插座		1	1			1	1			
	Telephone Outlet 電話插座		1	1			1	1			
	Single Socket Outlet 單位插座		1	1			1	1			
	Twin Socket Outlet 雙位插座		1	1			1	1			
	Switch for A/C Unit 冷氣機開關掣		1	1			1	1			
Bedroom 4 睡房 4	TV/FM Outlet 電視/電台天線插座		1								
	Telephone Outlet 電話插座		1								
	Single Socket Outlet 單位插座		1								
	Twin Socket Outlet 雙位插座		1								
	Switch for A/C Unit 冷氣機開關掣		1								

FITTINGS, FINISHES AND APPLIANCES

裝置、裝修物料及設備

SCHEDULE OF MECHANICAL & ELECTRICAL PROVISIONS FOR FLATS

單位機電裝置數量說明表

Schedule of Mechanical & Electrical Provisions for Flats at 46/F of Tower T-2 & Tower T-3

於第T-2座及第T-3座 46樓之單位機電裝置數量說明表

Tower 座數			Tower T-2 第T-2座				Tower T-3 第T-3座				
	Exposed 外露	Concealed 隱藏	Flat 單位								
			A	C	D	E	A	B	D	E	
Kitchen 廚房	Twin Socket Outlet 雙位插座		3	2	2	2	2	2	2	2	2
		Socket Outlet for Refrigerator 雪櫃單位插座	1	1	1	1	1	1	1	1	1
		Socket Outlet for Microwave Oven 微波爐單位插座	1	1	1	1	1	1	1	1	1
		Fuse Spur Unit for Exhaust Fan 抽氣扇接線座	1	1	1	1	1	1	1	1	1
		Fuse Spur Unit for Hanger Cabinet Light 廚櫃燈接線座	1	1	1	1	1	1	1	1	1
		Fuse Spur Unit for Cookerhood 抽油煙機接線座	1	1	1	1	1	1	1	1	1
		Fuse Spur Unit for Gas Cooking Hob 煤氣煮食爐接線座	2	2	2	2	2	2	2	2	2
		Connection Unit for 6KW Water Heater 6千瓦熱水爐接線座	1	1	1	1	1	1	1	1	1
		Connection Unit for Electrical Oven 電焗爐接線座	1	1	-	-	1	1	-	-	-
		Socket Outlet for Washer and Dryer 洗衣及乾衣機插座	1	1	1	1	1	1	1	1	1
		Connection Unit for Electrical Induction Cooking Hob 電煮食爐接線座	1	-	-	-	1	1	-	-	-
		Connection Unit for Wine Cellar 酒櫃接線座	1	-	-	-	-	-	-	-	-
		Gas Meter Position 煤氣錶位	1	1	1	1	1	1	1	1	1
	Water Point and Drain Point for Washer and Dryer 洗衣及乾衣機來去水位	1	1	1	1	1	1	1	1	1	
Bathroom (in Master Bedroom) 浴室 (主人睡房內)		Fuse Spur Unit for Spare 後備接線座	1	1			1	1			
		Fuse Spur Unit for Exhaust Fan 抽氣扇接線座	1	1			1	1			
		Fuse Spur Unit for Hanger Cabinet Light 鏡櫃燈接線座	1	1			1	1			
		Fuse Spur Unit for Gas Water Heater 煤氣熱水爐接線座	1	1			1	1			
Bathroom 浴室		Fuse Spur Unit for Spare 後備接線座	1	1	1	1	1	1	1	1	1
		Fuse Spur Unit for Exhaust Fan 抽氣扇接線座	1	1	1	1	1	1	1	1	1
		Fuse Spur Unit for Hanger Cabinet Light 鏡櫃燈接線座	1	1	1	1	1	1	1	1	1
		Fuse Spur Unit for Dehumidifier 抽濕機接線座	1	1	1	1	1	1	1	1	1
		Fuse Spur Unit for Gas Water Heater 煤氣熱水爐接線座	1	1	1	1	1	1	1	1	1
Bathroom (in Bedroom 2) 浴室 (睡房2內)		Fuse Spur Unit for Spare 後備接線座	1								
		Fuse Spur Unit for Exhaust Fan 抽氣扇接線座	1								
		Fuse Spur Unit for Hanger Cabinet Light 鏡櫃燈接線座	1								
		Fuse Spur Unit for Gas Water Heater 煤氣熱水爐接線座	1								
Store Room 儲物室	TV/FM Outlet 電視/電台天線插座							1	1		
	Telephone Outlet 電話插座							1	1		
	Twin Socket Outlet 雙位插座							1	1		
Store Room (in Kitchen) 儲物室 (廚房內)	Single Socket Outlet 單位插座							1	1		

FITTINGS, FINISHES AND APPLIANCES

裝置、裝修物料及設備

SCHEDULE OF MECHANICAL & ELECTRICAL PROVISIONS FOR FLATS

單位機電裝置數量說明表

Schedule of Mechanical & Electrical Provisions for Flats at 47/F of Tower T-2 & Tower T-3
於第T-2座及第T-3座 47樓之單位機電裝置數量說明表

Tower 座數			Tower T-2 第T-2座			Tower T-3 第T-3座			
	Exposed 外露	Concealed 隱藏	Flat 單位						
			A	C	D	A	B	D	E
Living Room and Dining Room 客廳及飯廳	TV/FM Outlet 電視/電台天線插座		2	2	1	1	1	1	1
	Telephone Outlet 電話插座		3	4	2	2	2	2	2
	Single Socket Outlet 單位插座		-	-	3	-	-	-	-
	Twin Socket Outlet 雙位插座		3	4	2	3	3	3	3
	Switch for A/C Unit 冷氣機開關掣		3	2	3	2	2	1	1
	Doorphone 門口對講機		1	1	1	1	1	1	1
Master Bedroom 主人睡房	TV/FM Outlet 電視/電台天線插座		3	1	2	3	3		
	Telephone Outlet 電話插座		3	3	3	3	3		
	Single Socket Outlet 單位插座		2	3	2	1	1		
	Twin Socket Outlet 雙位插座		2	3	2	2	2		
	Switch for A/C Unit 冷氣機開關掣		1	1	1	1	1		
Bedroom 1 睡房 1	TV/FM Outlet 電視/電台天線插座							2	2
	Telephone Outlet 電話插座							2	2
	Single Socket Outlet 單位插座							1	1
	Twin Socket Outlet 雙位插座							4	4
	Switch for A/C Unit 冷氣機開關掣							1	1
Bedroom 2 睡房 2	TV/FM Outlet 電視/電台天線插座		1	1	1	1	1	1	1
	Telephone Outlet 電話插座		1	1	1	1	1	1	1
	Single Socket Outlet 單位插座		1	1	1	1	1	1	1
	Twin Socket Outlet 雙位插座		1	1	1	1	1	1	1
	Switch for A/C Unit 冷氣機開關掣		1	1	1	1	1	1	1
Bedroom 3 睡房 3	TV/FM Outlet 電視/電台天線插座		1	2	1	1	1		
	Telephone Outlet 電話插座		1	2	2	1	1		
	Single Socket Outlet 單位插座		1	1	2	1	1		
	Twin Socket Outlet 雙位插座		1	2	2	1	1		
	Switch for A/C Unit 冷氣機開關掣		1	1	1	1	1		
Bedroom 4 睡房 4	TV/FM Outlet 電視/電台天線插座		1	1	2				
	Telephone Outlet 電話插座		1	2	2				
	Single Socket Outlet 單位插座		1	1	1				
	Twin Socket Outlet 雙位插座		1	2	2				
	Switch for A/C Unit 冷氣機開關掣		1	1	1				

SCHEDULE OF MECHANICAL & ELECTRICAL PROVISIONS FOR FLATS

單位機電裝置數量說明表

Schedule of Mechanical & Electrical Provisions for Flats at 47/F of Tower T-2 & Tower T-3

於第T-2座及第T-3座 47樓之單位機電裝置數量說明表

Tower 座數			Tower T-2 第T-2座			Tower T-3 第T-3座			
	Exposed 外露	Concealed 隱藏	Flat 單位						
			A	C	D	A	B	D	E
Kitchen 廚房	Twin Socket Outlet 雙位插座		3	2	1	2	2	2	2
		Socket Outlet for Refrigerator 雪櫃單位插座	1	1	1	1	1	1	1
		Socket Outlet for Microwave Oven 微波爐單位插座	1	1	1	1	1	1	1
		Fuse Spur Unit for Exhaust Fan 抽氣扇接線座	1	1	1	1	1	1	1
		Fuse Spur Unit for Hanger Cabinet Light 廚櫃燈接線座	1	1	1	1	1	1	1
		Fuse Spur Unit for Cookerhood 抽油煙機接線座	1	1	1	1	1	1	1
		Fuse Spur Unit for Gas Cooking Hob 煤氣煮食爐接線座	2	2	2	2	2	2	2
		Connection Unit for 6KW Water Heater 6千瓦熱水爐接線座	1	1	1	1	1	1	1
		Connection Unit for Electrical Oven 電焗爐接線座	1	1	1	1	1	-	-
		Socket Outlet for Washer and Dryer 洗衣及乾衣機插座	1	1	1	1	1	1	1
		Connection Unit for Electrical Induction Cooking Hob 電煮食爐接線座	1	1	1	1	1	-	-
		Connection Unit for Wine Cellar 酒櫃接線座	1	1	1	-	-	-	-
		Gas Meter Position 煤氣錶位	1	1	1	1	1	1	1
	Water Point and Drain Point for Washer and Dryer 洗衣及乾衣機來去水位	1	1	1	1	1	1	1	
Bathroom (in Master Bedroom) 浴室 (主人睡房內)		Fuse Spur Unit for Spare 後備接線座	1	1	1	1	1		
		Fuse Spur Unit for Exhaust Fan 抽氣扇接線座	1	1	1	1	1		
		Fuse Spur Unit for Hanger Cabinet Light 鏡櫃燈接線座	1	1	1	1	1		
		Fuse Spur Unit for Gas Water Heater 煤氣熱水爐接線座	1	1	1	1	1		
Bathroom 浴室		Fuse Spur Unit for Spare 後備接線座				1	1	1	1
		Fuse Spur Unit for Exhaust Fan 抽氣扇接線座				1	1	1	1
		Fuse Spur Unit for Hanger Cabinet Light 鏡櫃燈接線座				1	1	1	1
		Fuse Spur Unit for Dehumidifier 抽濕機接線座				1	1	1	1
		Fuse Spur Unit for Gas Water Heater 煤氣熱水爐接線座				1	1	1	1
Bathroom (in Bedroom 3) 浴室 (睡房3內)		Fuse Spur Unit for Spare 後備接線座			1				
		Fuse Spur Unit for Exhaust Fan 抽氣扇接線座			1				
		Fuse Spur Unit for Hanger Cabinet Light 鏡櫃燈接線座			1				
		Fuse Spur Unit for Dehumidifier 抽濕機接線座			1				
		Fuse Spur Unit for Gas Water Heater 煤氣熱水爐接線座			1				

FITTINGS, FINISHES AND APPLIANCES

裝置、裝修物料及設備

SCHEDULE OF MECHANICAL & ELECTRICAL PROVISIONS FOR FLATS

單位機電裝置數量說明表

Schedule of Mechanical & Electrical Provisions for Flats at 47/F of Tower T-2 & Tower T-3

於第T-2座及第T-3座 47樓之單位機電裝置數量說明表

Tower 座數			Tower T-2 第T-2座			Tower T-3 第T-3座			
	Exposed 外露	Concealed 隱藏	Flat 單位						
			A	C	D	A	B	D	E
Bathroom (in Bedroom 4) 浴室 (睡房4內)		Fuse Spur Unit for Spare 後備接線座	1	1					
		Fuse Spur Unit for Exhaust Fan 抽氣扇接線座	1	1					
		Fuse Spur Unit for Hanger Cabinet Light 鏡櫃燈接線座	1	1					
		Fuse Spur Unit for Gas Water Heater 煤氣熱水爐接線座	1	1					
Bathroom (in Lower Duplex Floor) 浴室 (於複式下層)		Fuse Spur Unit for Spare 後備接線座			1				
		Fuse Spur Unit for Exhaust Fan 抽氣扇接線座			1				
		Fuse Spur Unit for Hanger Cabinet Light 鏡櫃燈接線座			1				
		Fuse Spur Unit for Gas Water Heater 煤氣熱水爐接線座			1				
Bathroom (in Upper Duplex Floor) 浴室 (於複式上層)		Fuse Spur Unit for Spare 後備接線座	1	1					
		Fuse Spur Unit for Exhaust Fan 抽氣扇接線座	1	1					
		Fuse Spur Unit for Hanger Cabinet Light 鏡櫃燈接線座	1	1					
		Fuse Spur Unit for Dehumidifier 抽濕機接線座	1	1					
		Fuse Spur Unit for Gas Water Heater 煤氣熱水爐接線座	1	1					
Store Room (in Kitchen) 儲物室 (廚房內)	Single Socket Outlet 單位插座		1	1		1	1		
Store Room (under Stairs) 儲物室 (樓梯之下)	Single Socket Outlet 單位插座		1		1				
Store Room 儲物室	TV/FM Outlet 電視/電台天線插座				-	1	1		
	Telephone Outlet 電話插座				-	1	1		
	Single Socket Outlet 單位插座				2	-	-		
	Twin Socket Outlet 雙位插座				-	1	1		
Flat Roof 平台	Waterproof Single Socket Outlet 防水單位插座		1	1	2				

SCHEDULE OF MECHANICAL & ELECTRICAL PROVISIONS FOR FLATS

單位機電裝置數量說明表

Schedule of Mechanical & Electrical Provisions for Flats at 48/F of Tower T-3

於第T-3座 48樓之單位機電裝置數量說明表

Tower 座數			Tower T-3 第T-3座	
	Exposed 外露	Concealed 隱藏	Flat 單位	
			A	D
Living Room and Dining Room 客廳及飯廳	TV/FM Outlet 電視/電台天線插座		2	1
	Telephone Outlet 電話插座		3	2
	Single Socket Outlet 單位插座		-	3
	Twin Socket Outlet 雙位插座		1	1
	Switch for A/C Unit 冷氣機開關掣		3	3
	Doorphone 門口對講機		1	1
Master Bedroom 主人睡房	TV/FM Outlet 電視/電台天線插座		2	2
	Telephone Outlet 電話插座		3	3
	Single Socket Outlet 單位插座		3	3
	Twin Socket Outlet 雙位插座		1	1
	Switch for A/C Unit 冷氣機開關掣		1	1
Bedroom 2 睡房 2	TV/FM Outlet 電視/電台天線插座		1	
	Telephone Outlet 電話插座		1	
	Single Socket Outlet 單位插座		1	
	Twin Socket Outlet 雙位插座		1	
	Switch for A/C Unit 冷氣機開關掣		1	
Bedroom 3 睡房 3	TV/FM Outlet 電視/電台天線插座		1	1
	Telephone Outlet 電話插座		1	2
	Single Socket Outlet 單位插座		1	1
	Twin Socket Outlet 雙位插座		1	2
	Switch for A/C Unit 冷氣機開關掣		1	1
Bedroom 4 睡房 4	TV/FM Outlet 電視/電台天線插座		1	
	Telephone Outlet 電話插座		1	
	Single Socket Outlet 單位插座		1	
	Twin Socket Outlet 雙位插座		1	
	Switch for A/C Unit 冷氣機開關掣		1	
Bedroom 4 (in Upper Duplex Floor) 睡房 4 (於複式上層)	TV/FM Outlet 電視/電台天線插座			1
	Telephone Outlet 電話插座			1
	Single Socket Outlet 單位插座			1
	Twin Socket Outlet 雙位插座			1
	Switch for A/C Unit 冷氣機開關掣			1

FITTINGS, FINISHES AND APPLIANCES

裝置、裝修物料及設備

SCHEDULE OF MECHANICAL & ELECTRICAL PROVISIONS FOR FLATS

單位機電裝置數量說明表

Schedule of Mechanical & Electrical Provisions for Flats at 48/F of Tower T-3
於第T-3座 48樓之單位機電裝置數量說明表

Tower 座數			Tower T-3 第T-3座	
	Exposed 外露	Concealed 隱藏	Flat 單位	
			A	D
Bedroom 4 (in Lower Duplex Floor) 睡房 4 (於複式下層)	TV/FM Outlet 電視/電台天線插座			2
	Telephone Outlet 電話插座			2
	Single Socket Outlet 單位插座			1
	Twin Socket Outlet 雙位插座			2
	Switch for A/C Unit 冷氣機開關掣			
Bedroom 5 睡房 5	TV/FM Outlet 電視/電台天線插座		1	
	Telephone Outlet 電話插座		1	
	Single Socket Outlet 單位插座		1	
	Twin Socket Outlet 雙位插座		1	
	Switch for A/C Unit 冷氣機開關掣		1	
Kitchen 廚房	Twin Socket Outlet 雙位插座		2	2
		Socket Outlet for Refrigerator 雪櫃單位插座	1	1
		Socket Outlet for Microwave Oven 微波爐單位插座	1	1
		Fuse Spur Unit for Exhaust Fan 抽氣扇接線座	1	1
		Fuse Spur Unit for Hanger Cabinet Light 廚櫃燈接線座	1	1
		Fuse Spur Unit for Cookerhood 抽油煙機接線座	1	1
		Fuse Spur Unit for Gas Cooking Hob 煤氣煮食爐接線座	2	2
		Connection Unit for 6KW Water Heater 6千瓦熱水爐接線座	1	1
		Connection Unit for Electrical Oven 電焗爐接線座	1	1
		Socket Outlet for Washer and Dryer 洗衣及乾衣機插座	1	1
		Connection Unit for Electrical Induction Cooking Hob 電煮食爐接線座	1	1
		Connection Unit for Wine Cellar 酒櫃接線座	1	1
		Gas Meter Position 煤氣錶位	1	1
		Water Point and Drain Point for Washer and Dryer 洗衣及乾衣機來去水位	1	1
Bathroom (in Master Bedroom) 浴室 (主人睡房內)		Fuse Spur Unit for Spare 後備接線座	1	1
		Fuse Spur Unit for Exhaust Fan 抽氣扇接線座	1	1
		Fuse Spur Unit for Hanger Cabinet Light 鏡櫃燈接線座	1	1
		Fuse Spur Unit for Gas Water Heater 煤氣熱水爐接線座	1	1

SCHEDULE OF MECHANICAL & ELECTRICAL PROVISIONS FOR FLATS

單位機電裝置數量說明表

Schedule of Mechanical & Electrical Provisions for Flats at 48/F of Tower T-3

於第T-3座 48樓之單位機電裝置數量說明表

Tower 座數			Tower T-3 第T-3座	
	Exposed 外露	Concealed 隱藏	Flat 單位	
			A	D
Bathroom (in Bedroom 3) 浴室 (睡房3內)		Fuse Spur Unit for Spare 後備接線座		1
		Fuse Spur Unit for Exhaust Fan 抽氣扇接線座		1
		Fuse Spur Unit for Hanger Cabinet Light 鏡櫃燈接線座		1
		Fuse Spur Unit for Gas Water Heater 煤氣熱水爐接線座		1
Bathroom (in Bedroom 4) 浴室 (睡房4內)		Fuse Spur Unit for Spare 後備接線座	1	
		Fuse Spur Unit for Exhaust Fan 抽氣扇接線座	1	
		Fuse Spur Unit for Hanger Cabinet Light 鏡櫃燈接線座	1	
		Fuse Spur Unit for Gas Water Heater 煤氣熱水爐接線座	1	
Bathroom (in Lower Duplex Floor) 浴室 (於複式下層)		Fuse Spur Unit for Spare 後備接線座		1
		Fuse Spur Unit for Exhaust Fan 抽氣扇接線座		1
		Fuse Spur Unit for Hanger Cabinet Light 鏡櫃燈接線座		1
		Fuse Spur Unit for Dehumidifier 抽濕機接線座		1
Bathroom (in Upper Duplex Floor) 浴室 (於複式上層)		Fuse Spur Unit for Gas Water Heater 煤氣熱水爐接線座		1
		Fuse Spur Unit for Spare 後備接線座	1	
		Fuse Spur Unit for Exhaust Fan 抽氣扇接線座	1	
		Fuse Spur Unit for Hanger Cabinet Light 鏡櫃燈接線座	1	
Store Room 儲物室	Single Socket Outlet 單位插座			2
Store Room (under Stairs) 儲物室 (樓梯之下)	Single Socket Outlet 單位插座			1
Store Room (in Kitchen) 儲物室 (廚房內)	Single Socket Outlet 單位插座		1	
Flat Roof 平台	Waterproof Single Socket Outlet 防水單位插座		2	2

FITTINGS, FINISHES AND APPLIANCES

裝置、裝修物料及設備

SCHEDULE OF MECHANICAL & ELECTRICAL PROVISIONS FOR FLATS

單位機電裝置數量說明表

Schedule of Mechanical & Electrical Provisions for Flats at 5/F of Tower T-6, Tower T-7 & Tower T-8

於第T-6座, 第T-7座及第T-8座 5樓之單位機電裝置數量說明表

Tower 座數			Tower T-6 第T-6座					Tower T-7 第T-7座					Tower T-8 第T-8座				
	Exposed 外露	Concealed 隱藏	Flat 單位														
			A	B	C	D	E	A	B	C	D	E	A	B	C	D	E
Living Room and Dining Room 客廳及飯廳	TV/FM Outlet 電視/電台天線插座		1	1	1	1	1	1	1	1	1	1	1	1	1	1	1
	Telephone Outlet 電話插座		2	2	2	2	2	2	2	2	2	2	2	2	2	2	2
	Twin Socket Outlet 雙位插座		3	3	3	3	3	3	3	4	3	3	3	3	4	3	3
	Switch for A/C Unit 冷氣機開關掣		2	2	1	1	1	2	2	2	2	2	2	2	2	2	2
	Doorphone 門口對講機		1	1	1	1	1	1	1	1	1	1	1	1	1	1	1
Master Bedroom 主人睡房	TV/FM Outlet 電視/電台天線插座		3	3				3	3	3			3	3	3		
	Telephone Outlet 電話插座		3	3				3	3	3			3	3	3		
	Single Socket Outlet 單位插座		1	1				1	1	1			1	1	1		
	Twin Socket Outlet 雙位插座		3	3				3	3	4			3	3	4		
	Switch for A/C Unit 冷氣機開關掣		1	1				1	1	1			1	1	1		
Bedroom 1 睡房 1	TV/FM Outlet 電視/電台天線插座				2	2	3						2	3			
	Telephone Outlet 電話插座				2	2	3						2	3			
	Single Socket Outlet 單位插座				1	1	1						1	1			
	Twin Socket Outlet 雙位插座				2	2	3						2	3			
	Switch for A/C Unit 冷氣機開關掣				1	1	1						1	1			
Bedroom 2 睡房 2	TV/FM Outlet 電視/電台天線插座		1	1	1	1	1	1	1	1	1	1	1	1	1	1	1
	Telephone Outlet 電話插座		1	1	1	1	1	1	1	1	1	1	1	1	1	1	1
	Single Socket Outlet 單位插座		1	1	1	1	1	1	1	1	1	1	1	1	1	1	1
	Twin Socket Outlet 雙位插座		1	1	1	1	1	1	1	1	1	1	1	1	1	1	1
	Switch for A/C Unit 冷氣機開關掣		1	1	1	1	1	1	1	1	1	1	1	1	1	1	1
Bedroom 3 睡房 3	TV/FM Outlet 電視/電台天線插座		1	1				1	1	1			1	1	1		1
	Telephone Outlet 電話插座		1	1				1	1	1			1	1	1		1
	Single Socket Outlet 單位插座		1	1				1	1	1			1	1	1		1
	Twin Socket Outlet 雙位插座		1	1				1	1	1			1	1	1		1
	Switch for A/C Unit 冷氣機開關掣		1	1				1	1	1			1	1	1		1

SCHEDULE OF MECHANICAL & ELECTRICAL PROVISIONS FOR FLATS

單位機電裝置數量說明表

Schedule of Mechanical & Electrical Provisions for Flats at 5/F of Tower T-6, Tower T-7 & Tower T-8

於第T-6座, 第T-7座及第T-8座 5樓之單位機電裝置數量說明表

Tower 座數			Tower T-6 第T-6座					Tower T-7 第T-7座					Tower T-8 第T-8座				
	Exposed 外露	Concealed 隱藏	Flat 單位														
			A	B	C	D	E	A	B	C	D	E	A	B	C	D	E
Kitchen 廚房	Twin Socket Outlet 雙位插座		2	2	2	2	2	2	2	2	2	2	2	2	2	2	2
		Socket Outlet for Refrigerator 雪櫃單位插座	1	1	1	1	1	1	1	1	1	1	1	1	1	1	1
		Socket Outlet for Microwave Oven 微波爐單位插座	1	1	1	1	1	1	1	1	1	1	1	1	1	1	1
		Fuse Spur Unit for Exhaust Fan 抽氣扇接線座	1	1	1	1	1	1	1	1	1	1	1	1	1	1	1
		Fuse Spur Unit for Hanger Cabinet Light 廚櫃燈接線座	1	1	1	1	1	1	1	1	1	1	1	1	1	1	1
		Fuse Spur Unit for Cookerhood 抽油煙機接線座	1	1	1	1	1	1	1	1	1	1	1	1	1	1	1
		Fuse Spur Unit for Gas Cooking Hob 煤氣煮食爐接線座	2	2	2	2	2	2	2	2	2	2	2	2	2	2	2
		Connection Unit for 6KW Water Heater 6千瓦熱水爐接線座	1	1	1	1	1	1	1	1	1	1	1	1	1	1	1
		Connection Unit for Electrical Oven 電焗爐接線座	1	1	-	-	-	1	1	-	-	-	1	1	-	-	-
		Socket Outlet for Washer and Dryer 洗衣及乾衣機插座	1	1	1	1	1	1	1	1	1	1	1	1	1	1	1
		Connection Unit for Electrical Induction Cooking Hob 電煮食爐接線座	1	1	-	-	-	1	1	-	-	-	1	1	-	-	-
	Gas Meter Position 煤氣錶位	1	1	1	1	1	1	1	1	1	1	1	1	1	1	1	
	Water Point and Drain Point for Washer and Dryer 洗衣及乾衣機來去水位	1	1	1	1	1	1	1	1	1	1	1	1	1	1	1	
Bathroom (in Master Bedroom) 浴室 (主人睡房內)		Fuse Spur Unit for Spare 後備接線座	1	1				1	1	1			1	1	1		
		Fuse Spur Unit for Exhaust Fan 抽氣扇接線座	1	1				1	1	1			1	1	1		
		Fuse Spur Unit for Hanger Cabinet Light 鏡櫃燈接線座	1	1				1	1	1			1	1	1		
		Fuse Spur Unit for Gas Water Heater 煤氣熱水爐接線座	1	1				1	1	1			1	1	1		
Bathroom 浴室		Fuse Spur Unit for Spare 後備接線座	1	1	1	1	1	1	1	1	1	1	1	1	1	1	1
		Fuse Spur Unit for Exhaust Fan 抽氣扇接線座	1	1	1	1	1	1	1	1	1	1	1	1	1	1	1
		Fuse Spur Unit for Hanger Cabinet Light 鏡櫃燈接線座	1	1	1	1	1	1	1	1	1	1	1	1	1	1	1
		Fuse Spur Unit for Dehumidifier 抽濕機接線座	1	1	1	1	1	1	1	1	1	1	1	1	1	1	1
		Fuse Spur Unit for Gas Water Heater 煤氣熱水爐接線座	1	1	1	1	1	1	1	1	1	1	1	1	1	1	1
Store Room 儲物室	Telephone Outlet 電話插座		1	1				1	1				1	1			
	Twin Socket Outlet 雙位插座		1	1				1	1				1	1			
Store Room (in Kitchen) 儲物室 (廚房內)	Single Socket Outlet 單位插座		1	1				1	1				1	1			
Flat Roof 平台	Waterproof Single Socket Outlet 防水單位插座		1	1	2	1	1	-	-	2	1	1			2	1	1

FITTINGS, FINISHES AND APPLIANCES

裝置、裝修物料及設備

SCHEDULE OF MECHANICAL & ELECTRICAL PROVISIONS FOR FLATS

單位機電裝置數量說明表

Schedule of Mechanical & Electrical Provisions for Flats at 6/F-12/F, 15/F-23/F & 25/F-29/F of Tower T-6, Tower T-7 & Tower T-8

於第T-6座, 第T-7座及第T-8座 6樓至12樓、15樓至23樓及25樓至29樓之單位機電裝置數量說明表

Tower 座數			Tower T-6 第T-6座					Tower T-7 第T-7座					Tower T-8 第T-8座				
	Exposed 外露	Concealed 隱藏	Flat 單位														
			A	B	C	D	E	A	B	C	D	E	A	B	C	D	E
Living Room and Dining Room 客廳及飯廳	TV/FM Outlet 電視/電台天線插座		1	1	1	1	1	1	1	1	1	1	1	1	1	1	1
	Telephone Outlet 電話插座		2	2	2	2	2	2	2	2	2	2	2	2	2	2	2
	Twin Socket Outlet 雙位插座		3	3	3	3	3	3	3	4	3	3	3	3	4	3	3
	Switch for A/C Unit 冷氣機開關掣		2	2	1	1	1	2	2	2	2	2	2	2	2	2	2
	Doorphone 門口對講機		1	1	1	1	1	1	1	1	1	1	1	1	1	1	1
Master Bedroom 主人睡房	TV/FM Outlet 電視/電台天線插座		3	3				3	3	3			3	3	3		
	Telephone Outlet 電話插座		3	3				3	3	3			3	3	3		
	Single Socket Outlet 單位插座		1	1				1	1	1			1	1	1		
	Twin Socket Outlet 雙位插座		3	3				3	3	4			3	3	4		
	Switch for A/C Unit 冷氣機開關掣		1	1				1	1	1			1	1	1		
Bedroom 1 睡房 1	TV/FM Outlet 電視/電台天線插座				2	2	2				2	3				2	3
	Telephone Outlet 電話插座				2	2	2				2	3				2	3
	Single Socket Outlet 單位插座				1	1	1				1	1				1	1
	Twin Socket Outlet 雙位插座				2	2	2				2	3				2	3
	Switch for A/C Unit 冷氣機開關掣				1	1	1				1	1				1	1
Bedroom 2 睡房 2	TV/FM Outlet 電視/電台天線插座		1	1	1	1	1	1	1	1	1	1	1	1	1	1	1
	Telephone Outlet 電話插座		1	1	1	1	1	1	1	1	1	1	1	1	1	1	1
	Single Socket Outlet 單位插座		1	1	1	1	1	1	1	1	1	1	1	1	1	1	1
	Twin Socket Outlet 雙位插座		1	1	1	1	1	1	1	1	1	1	1	1	1	1	1
	Switch for A/C Unit 冷氣機開關掣		1	1	1	1	1	1	1	1	1	1	1	1	1	1	1
Bedroom 3 睡房 3	TV/FM Outlet 電視/電台天線插座		1	1				1	1	1			1	1	1		1
	Telephone Outlet 電話插座		1	1				1	1	1			1	1	1		1
	Single Socket Outlet 單位插座		1	1				1	1	1			1	1	1		1
	Twin Socket Outlet 雙位插座		1	1				1	1	1			1	1	1		1
	Switch for A/C Unit 冷氣機開關掣		1	1				1	1	1			1	1	1		1

SCHEDULE OF MECHANICAL & ELECTRICAL PROVISIONS FOR FLATS

單位機電裝置數量說明表

Schedule of Mechanical & Electrical Provisions for Flats at 6/F-12/F, 15/F-23/F & 25/F-29/F of Tower T-6, Tower T-7 & Tower T-8

於第T-6座, 第T-7座及第T-8座 6樓至12樓、15樓至23樓及25樓至29樓之單位機電裝置數量說明表

Tower 座數			Tower T-6 第T-6座					Tower T-7 第T-7座					Tower T-8 第T-8座							
	Exposed 外露	Concealed 隱藏	Flat 單位																	
			A	B	C	D	E	A	B	C	D	E	A	B	C	D	E			
Kitchen 廚房	Twin Socket Outlet 雙位插座		2	2	2	2	2	2	2	2	2	2	2	2	2	2	2	2	2	2
		Socket Outlet for Refrigerator 雪櫃單位插座	1	1	1	1	1	1	1	1	1	1	1	1	1	1	1	1	1	1
		Socket Outlet for Microwave Oven 微波爐單位插座	1	1	1	1	1	1	1	1	1	1	1	1	1	1	1	1	1	1
		Fuse Spur Unit for Exhaust Fan 抽氣扇接線座	1	1	1	1	1	1	1	1	1	1	1	1	1	1	1	1	1	1
		Fuse Spur Unit for Hanger Cabinet Light 廚櫃燈接線座	1	1	1	1	1	1	1	1	1	1	1	1	1	1	1	1	1	1
		Fuse Spur Unit for Cookerhood 抽油煙機接線座	1	1	1	1	1	1	1	1	1	1	1	1	1	1	1	1	1	1
		Fuse Spur Unit for Gas Cooking Hob 煤氣煮食爐接線座	2	2	2	2	2	2	2	2	2	2	2	2	2	2	2	2	2	2
		Connection Unit for 6KW Water Heater 6千瓦熱水爐接線座	1	1	1	1	1	1	1	1	1	1	1	1	1	1	1	1	1	1
		Connection Unit for Electrical Oven 電焗爐接線座	1	1	-	-	-	1	1	1	-	-	1	1	1	-	-	-	-	-
		Socket Outlet for Washer and Dryer 洗衣及乾衣機插座	1	1	1	1	1	1	1	1	1	1	1	1	1	1	1	1	1	1
		Connection Unit for Electrical Induction Cooking Hob 電煮食爐接線座	1	1	-	-	-	1	1	-	-	-	1	1	-	-	-	-	-	-
		Gas Meter Position 煤氣錶位	1	1	1	1	1	1	1	1	1	1	1	1	1	1	1	1	1	1
	Water Point and Drain Point for Washer and Dryer 洗衣及乾衣機來去水位	1	1	1	1	1	1	1	1	1	1	1	1	1	1	1	1	1	1	
Bathroom (in Master Bedroom) 浴室 (主人睡房內)		Fuse Spur Unit for Spare 後備接線座	1	1				1	1	1				1	1	1				
		Fuse Spur Unit for Exhaust Fan 抽氣扇接線座	1	1				1	1	1				1	1	1				
		Fuse Spur Unit for Hanger Cabinet Light 鏡櫃燈接線座	1	1				1	1	1				1	1	1				
		Fuse Spur Unit for Gas Water Heater 煤氣熱水爐接線座	1	1				1	1	1				1	1	1				
Bathroom 浴室		Fuse Spur Unit for Spare 後備接線座	1	1	1	1	1	1	1	1	1	1	1	1	1	1	1	1		
		Fuse Spur Unit for Exhaust Fan 抽氣扇接線座	1	1	1	1	1	1	1	1	1	1	1	1	1	1	1	1		
		Fuse Spur Unit for Hanger Cabinet Light 鏡櫃燈接線座	1	1	1	1	1	1	1	1	1	1	1	1	1	1	1	1		
		Fuse Spur Unit for Dehumidifier 抽濕機接線座	1	1	1	1	1	1	1	1	1	1	1	1	1	1	1	1		
		Fuse Spur Unit for Gas Water Heater 煤氣熱水爐接線座	1	1	1	1	1	1	1	1	1	1	1	1	1	1	1	1		
Store Room 儲物室	Telephone Outlet 電話插座		1	1				1	1				1	1						
	Twin Socket Outlet 雙位插座		1	1				1	1				1	1						
Store Room (in Kitchen) 儲物室 (廚房內)	Single Socket Outlet 單位插座		1	1				1	1				1	1						

FITTINGS, FINISHES AND APPLIANCES

裝置、裝修物料及設備

SCHEDULE OF MECHANICAL & ELECTRICAL PROVISIONS FOR FLATS

單位機電裝置數量說明表

Schedule of Mechanical & Electrical Provisions for Flats at 31/F of Tower T-6, Tower T-7 & Tower T-8
於第T-6座, 第T-7座及第T-8座 31樓之單位機電裝置數量說明表

Tower 座數			Tower T-6 第T-6座					Tower T-7 第T-7座				Tower T-8 第T-8座			
	Exposed 外露	Concealed 隱藏	Flat 單位												
			A	B	C	D	E	A	C	D	E	A	C	D	E
Living Room and Dining Room 客廳及飯廳	TV/FM Outlet 電視/電台天線插座		1	1	1	1	1	2	2	1	1	2	2	1	1
	Telephone Outlet 電話插座		2	2	2	2	2	3	3	2	2	3	3	2	2
	Twin Socket Outlet 雙位插座		3	3	3	3	3	3	3	3	3	3	3	3	3
	Switch for A/C Unit 冷氣機開關掣		2	2	1	1	1	2	2	2	2	2	2	2	2
	Doorphone 門口對講機		1	1	1	1	1	1	1	1	1	1	1	1	1
Master Bedroom 主人睡房	TV/FM Outlet 電視/電台天線插座		3	3				3	3			3	3		
	Telephone Outlet 電話插座		3	3				3	3			3	3		
	Single Socket Outlet 單位插座		1	1				1	1			1	1		
	Twin Socket Outlet 雙位插座		3	3				3	2			3	2		
	Switch for A/C Unit 冷氣機開關掣		1	1				1	1			1	1		
Bedroom 1 睡房 1	TV/FM Outlet 電視/電台天線插座				2	2	2			2	3			2	3
	Telephone Outlet 電話插座				2	2	2			2	3			2	3
	Single Socket Outlet 單位插座				1	1	1			1	1			1	1
	Twin Socket Outlet 雙位插座				2	2	2			2	3			2	3
	Switch for A/C Unit 冷氣機開關掣				1	1	1			1	1			1	1
Bedroom 2 睡房 2	TV/FM Outlet 電視/電台天線插座		1	1	1	1	1	1	1	1	1	1	1	1	1
	Telephone Outlet 電話插座		1	1	1	1	1	1	1	1	1	1	1	1	1
	Single Socket Outlet 單位插座		1	1	1	1	1	1	1	1	1	1	1	1	1
	Twin Socket Outlet 雙位插座		1	1	1	1	1	1	1	1	1	1	1	1	1
	Switch for A/C Unit 冷氣機開關掣		1	1	1	1	1	1	1	1	1	1	1	1	1
Bedroom 3 睡房 3	TV/FM Outlet 電視/電台天線插座		1	1				1	1			1	1		1
	Telephone Outlet 電話插座		1	1				1	1			1	1		1
	Single Socket Outlet 單位插座		1	1				1	1			1	1		1
	Twin Socket Outlet 雙位插座		1	1				1	1			1	1		1
	Switch for A/C Unit 冷氣機開關掣		1	1				1	1			1	1		1
Bedroom 4 睡房 4	TV/FM Outlet 電視/電台天線插座							1				1	1		
	Telephone Outlet 電話插座							1				1	1		
	Single Socket Outlet 單位插座							1				1	1		
	Twin Socket Outlet 雙位插座							1				1	1		
	Switch for A/C Unit 冷氣機開關掣							1				1	1		

SCHEDULE OF MECHANICAL & ELECTRICAL PROVISIONS FOR FLATS

單位機電裝置數量說明表

Schedule of Mechanical & Electrical Provisions for Flats at 31/F of Tower T-6, Tower T-7 & Tower T-8

於第T-6座, 第T-7座及第T-8座 31樓之單位機電裝置數量說明表

Tower 座數			Tower T-6 第T-6座					Tower T-7 第T-7座				Tower T-8 第T-8座			
	Exposed 外露	Concealed 隱藏	Flat 單位												
			A	B	C	D	E	A	C	D	E	A	C	D	E
Kitchen 廚房	Twin Socket Outlet 雙位插座		2	2	2	2	2	3	2	2	2	3	2	2	2
	Socket Outlet for Refrigerator 雪櫃單位插座		1	1	1	1	1	1	1	1	1	1	1	1	1
	Socket Outlet for Microwave Oven 微波爐單位插座		1	1	1	1	1	1	1	1	1	1	1	1	1
	Fuse Spur Unit for Exhaust Fan 抽氣扇接線座		1	1	1	1	1	1	1	1	1	1	1	1	1
	Fuse Spur Unit for Hanger Cabinet Light 廚櫃燈接線座		1	1	1	1	1	1	1	1	1	1	1	1	1
	Fuse Spur Unit for Cookerhood 抽油煙機接線座		1	1	1	1	1	1	1	1	1	1	1	1	1
	Fuse Spur Unit for Gas Cooking Hob 煤氣煮食爐接線座		2	2	2	2	2	2	2	2	2	2	2	2	2
	Connection Unit for 6KW Water Heater 6千瓦熱水爐接線座		1	1	1	1	1	1	1	1	1	1	1	1	1
	Connection Unit for Electrical Oven 電焗爐接線座		1	1	-	-	-	1	1	-	-	1	1	-	-
	Socket Outlet for Washer and Dryer 洗衣及乾衣機插座		1	1	1	1	1	1	1	1	1	1	1	1	1
	Connection Unit for Electrical Induction Cooking Hob 電煮食爐接線座		1	1	-	-	-	1	-	-	-	1	1	-	-
	Connection Unit for Wine Cellar 酒櫃接線座		-	-	-	-	-	1	-	-	-	1	1	-	-
	Gas Meter Position 煤氣錶位		1	1	1	1	1	1	1	1	1	1	1	1	1
Water Point and Drain Point for Washer and Dryer 洗衣及乾衣機來去水位		1	1	1	1	1	1	1	1	1	1	1	1	1	
Bathroom (in Master Bedroom) 浴室 (主人睡房內)	Fuse Spur Unit for Spare 後備接線座		1	1				1	1			1	1		
	Fuse Spur Unit for Exhaust Fan 抽氣扇接線座		1	1				1	1			1	1		
	Fuse Spur Unit for Hanger Cabinet Light 鏡櫃燈接線座		1	1				1	1			1	1		
	Fuse Spur Unit for Gas Water Heater 煤氣熱水爐接線座		1	1				1	1			1	1		
Bathroom 浴室	Fuse Spur Unit for Spare 後備接線座		1	1	1	1	1	1	1	1	1	1	1	1	1
	Fuse Spur Unit for Exhaust Fan 抽氣扇接線座		1	1	1	1	1	1	1	1	1	1	1	1	
	Fuse Spur Unit for Hanger Cabinet Light 鏡櫃燈接線座		1	1	1	1	1	1	1	1	1	1	1	1	
	Fuse Spur Unit for Dehumidifier 抽濕機接線座		1	1	1	1	1	1	1	1	1	1	1	1	
	Fuse Spur Unit for Gas Water Heater 煤氣熱水爐接線座		1	1	1	1	1	1	1	1	1	1	1	1	
Bathroom (in Bedroom 2) 浴室 (睡房2內)	Fuse Spur Unit for Spare 後備接線座							1							
	Fuse Spur Unit for Exhaust Fan 抽氣扇接線座							1							
	Fuse Spur Unit for Hanger Cabinet Light 鏡櫃燈接線座							1							
	Fuse Spur Unit for Gas Water Heater 煤氣熱水爐接線座							1							

FITTINGS, FINISHES AND APPLIANCES

裝置、裝修物料及設備

SCHEDULE OF MECHANICAL & ELECTRICAL PROVISIONS FOR FLATS

單位機電裝置數量說明表

Schedule of Mechanical & Electrical Provisions for Flats at 31/F of Tower T-6, Tower T-7 & Tower T-8
於第T-6座, 第T-7座及第T-8座 31樓之單位機電裝置數量說明表

Tower 座數			Tower T-6 第T-6座					Tower T-7 第T-7座				Tower T-8 第T-8座						
	Exposed 外露	Concealed 隱藏	Flat 單位															
			A	B	C	D	E	A	C	D	E	A	C	D	E			
Bathroom (in Bedroom 4) 浴室 (睡房4內)		Fuse Spur Unit for Spare 後備接線座													1			
		Fuse Spur Unit for Exhaust Fan 抽氣扇接線座													1			
		Fuse Spur Unit for Hanger Cabinet Light 鏡櫃燈接線座													1			
		Fuse Spur Unit for Gas Water Heater 煤氣熱水爐接線座													1			
Store Room 儲物室	TV/FM Outlet 電視/電台天線插座		1	1														
	Telephone Outlet 電話插座		1	1														
	Twin Socket Outlet 雙位插座		1	1														
Store Room (in Kitchen) 儲物室 (廚房內)	Single Socket Outlet 單位插座		1	1					1					1	1			
Flat Roof 平台	Waterproof Single Socket Outlet 防水單位插座								2					2	2			

SCHEDULE OF MECHANICAL & ELECTRICAL PROVISIONS FOR FLATS

單位機電裝置數量說明表

Schedule of Mechanical & Electrical Provisions for Flats at 32/F-33/F & 35/F-42/F of Tower T-6, Tower T-7 & Tower T-8
於第T-6座, 第T-7座及第T-8座 32樓至33樓及35樓至42樓之單位機電裝置數量說明表

Tower 座數			Tower T-6 第T-6座					Tower T-7 第T-7座				Tower T-8 第T-8座			
	Exposed 外露	Concealed 隱藏	Flat 單位												
			A	B	C	D	E	A	C	D	E	A	C	D	E
Living Room and Dining Room 客廳及飯廳	TV/FM Outlet 電視/電台天線插座		1	1	1	1	1	2	2	1	1	2	2	1	1
	Telephone Outlet 電話插座		2	2	2	2	2	3	3	2	2	3	3	2	2
	Twin Socket Outlet 雙位插座		3	3	3	3	3	3	3	3	3	3	3	3	3
	Switch for A/C Unit 冷氣機開關掣		2	2	1	1	1	2	2	2	2	2	2	2	2
	Doorphone 門口對講機		1	1	1	1	1	1	1	1	1	1	1	1	1
Master Bedroom 主人睡房	TV/FM Outlet 電視/電台天線插座		3	3				3	3			3	3		
	Telephone Outlet 電話插座		3	3				3	3			3	3		
	Single Socket Outlet 單位插座		1	1				1	1			1	1		
	Twin Socket Outlet 雙位插座		3	3				3	2			3	2		
	Switch for A/C Unit 冷氣機開關掣		1	1				1	1			1	1		
Bedroom 1 睡房 1	TV/FM Outlet 電視/電台天線插座				2	2	2			2	3			2	3
	Telephone Outlet 電話插座				2	2	2			2	3			2	3
	Single Socket Outlet 單位插座				1	1	1			1	1			1	1
	Twin Socket Outlet 雙位插座				2	2	2			2	3			2	3
	Switch for A/C Unit 冷氣機開關掣				1	1	1			1	1			1	1
Bedroom 2 睡房 2	TV/FM Outlet 電視/電台天線插座		1	1	1	1	1	1	1	1	1	1	1	1	1
	Telephone Outlet 電話插座		1	1	1	1	1	1	1	1	1	1	1	1	1
	Single Socket Outlet 單位插座		1	1	1	1	1	1	1	1	1	-	1	1	1
	Twin Socket Outlet 雙位插座		1	1	1	1	1	1	1	1	1	2	1	1	1
	Switch for A/C Unit 冷氣機開關掣		1	1	1	1	1	1	1	1	1	1	1	1	1
Bedroom 3 睡房 3	TV/FM Outlet 電視/電台天線插座		1	1				1	1			1	1		1
	Telephone Outlet 電話插座		1	1				1	1			1	1		1
	Single Socket Outlet 單位插座		1	1				1	1			-	1		1
	Twin Socket Outlet 雙位插座		1	1				1	1			2	1		1
	Switch for A/C Unit 冷氣機開關掣		1	1				1	1			1	1		1
Bedroom 4 睡房 4	TV/FM Outlet 電視/電台天線插座						1				1	1			
	Telephone Outlet 電話插座						1				1	1			
	Single Socket Outlet 單位插座						1				-	1			
	Twin Socket Outlet 雙位插座						1				2	1			
	Switch for A/C Unit 冷氣機開關掣						1				1	1			

FITTINGS, FINISHES AND APPLIANCES

裝置、裝修物料及設備

SCHEDULE OF MECHANICAL & ELECTRICAL PROVISIONS FOR FLATS

單位機電裝置數量說明表

Schedule of Mechanical & Electrical Provisions for Flats at 32/F-33/F & 35/F-42/F of Tower T-6, Tower T-7 & Tower T-8
於第T-6座, 第T-7座及第T-8座 32樓至33樓及35樓至42樓之單位機電裝置數量說明表

Tower 座數			Tower T-6 第T-6座					Tower T-7 第T-7座				Tower T-8 第T-8座			
	Exposed 外露	Concealed 隱藏	Flat 單位												
			A	B	C	D	E	A	C	D	E	A	C	D	E
Kitchen 廚房	Twin Socket Outlet 雙位插座		2	2	2	2	2	3	2	2	2	3	2	2	2
		Socket Outlet for Refrigerator 雪櫃單位插座	1	1	1	1	1	1	1	1	1	1	1	1	1
		Socket Outlet for Microwave Oven 微波爐單位插座	1	1	1	1	1	1	1	1	1	1	1	1	1
		Fuse Spur Unit for Exhaust Fan 抽氣扇接線座	1	1	1	1	1	1	1	1	1	1	1	1	1
		Fuse Spur Unit for Hanger Cabinet Light 廚櫃燈接線座	1	1	1	1	1	1	1	1	1	1	1	1	1
		Fuse Spur Unit for Cookerhood 抽油煙機接線座	1	1	1	1	1	1	1	1	1	1	1	1	1
		Fuse Spur Unit for Gas Cooking Hob 煤氣煮食爐接線座	2	2	2	2	2	2	2	2	2	2	2	2	2
		Connection Unit for 6KW Water Heater 6千瓦熱水爐接線座	1	1	1	1	1	1	1	1	1	1	1	1	1
		Connection Unit for Electrical Oven 電焗爐接線座	1	1	-	-	-	1	1	-	-	1	1	-	-
		Socket Outlet for Washer and Dryer 洗衣及乾衣機插座	1	1	1	1	1	1	1	1	1	1	1	1	1
		Connection Unit for Electrical Induction Cooking Hob 電煮食爐接線座	1	1	-	-	-	1	-	-	-	1	1	-	-
		Connection Unit for Wine Cellar 酒櫃接線座	-	-	-	-	-	1	-	-	-	1	1	-	-
		Gas Meter Position 煤氣錶位	1	1	1	1	1	1	1	1	1	1	1	1	1
	Water Point and Drain Point for Washer and Dryer 洗衣及乾衣機來去水位	1	1	1	1	1	1	1	1	1	1	1	1	1	
Bathroom (in Master Bedroom) 浴室 (主人睡房內)		Fuse Spur Unit for Spare 後備接線座	1	1				1	1			1	1		
		Fuse Spur Unit for Exhaust Fan 抽氣扇接線座	1	1				1	1			1	1		
		Fuse Spur Unit for Hanger Cabinet Light 鏡櫃燈接線座	1	1				1	1			1	1		
		Fuse Spur Unit for Gas Water Heater 煤氣熱水爐接線座	1	1				1	1			1	1		
Bathroom 浴室		Fuse Spur Unit for Spare 後備接線座	1	1	1	1	1	1	1	1	1	1	1	1	
		Fuse Spur Unit for Exhaust Fan 抽氣扇接線座	1	1	1	1	1	1	1	1	1	1	1	1	
		Fuse Spur Unit for Hanger Cabinet Light 鏡櫃燈接線座	1	1	1	1	1	1	1	1	1	1	1	1	
		Fuse Spur Unit for Dehumidifier 抽濕機接線座	1	1	1	1	1	1	1	1	1	1	1	1	
		Fuse Spur Unit for Gas Water Heater 煤氣熱水爐接線座	1	1	1	1	1	1	1	1	1	1	1	1	
Bathroom (in Bedroom 2) 浴室 (睡房2內)		Fuse Spur Unit for Spare 後備接線座						1							
		Fuse Spur Unit for Exhaust Fan 抽氣扇接線座						1							
		Fuse Spur Unit for Hanger Cabinet Light 鏡櫃燈接線座						1							
		Fuse Spur Unit for Gas Water Heater 煤氣熱水爐接線座						1							

SCHEDULE OF MECHANICAL & ELECTRICAL PROVISIONS FOR FLATS

單位機電裝置數量說明表

Schedule of Mechanical & Electrical Provisions for Flats at 32/F-33/F & 35/F-42/F of Tower T-6, Tower T-7 & Tower T-8
於第T-6座, 第T-7座及第T-8座 32樓至33樓及35樓至42樓之單位機電裝置數量說明表

Tower 座數			Tower T-6 第T-6座					Tower T-7 第T-7座				Tower T-8 第T-8座					
	Exposed 外露	Concealed 隱藏	Flat 單位														
			A	B	C	D	E	A	C	D	E	A	C	D	E		
Bathroom (in Bedroom 4) 浴室 (睡房4內)		Fuse Spur Unit for Spare 後備接線座												1			
		Fuse Spur Unit for Exhaust Fan 抽氣扇接線座												1			
		Fuse Spur Unit for Hanger Cabinet Light 鏡櫃燈接線座												1			
		Fuse Spur Unit for Gas Water Heater 煤氣熱水爐接線座												1			
Store Room 儲物室	TV/FM Outlet 電視/電台天線插座		1	1													
	Telephone Outlet 電話插座		1	1													
	Twin Socket Outlet 雙位插座		1	1													
Store Room (in Kitchen) 儲物室 (廚房內)	Single Socket Outlet 單位插座		1	1					1					1	1		

FITTINGS, FINISHES AND APPLIANCES

裝置、裝修物料及設備

SCHEDULE OF MECHANICAL & ELECTRICAL PROVISIONS FOR FLATS

單位機電裝置數量說明表

Schedule of Mechanical & Electrical Provisions for Flats at 43/F of Tower T-6, Tower T-7 & Tower T-8
於第T-6座, 第T-7座及第T-8座 43樓之單位機電裝置數量說明表

Tower 座數			Tower T-6 第T-6座					Tower T-7 第T-7座					Tower T-8 第T-8座				
	Exposed 外露	Concealed 隱藏	Flat 單位														
			A	B	C	D	E	A	C	D	E	A	C	D	E		
Living Room and Dining Room 客廳及飯廳	TV/FM Outlet 電視/電台天線插座		1	1	1	1	1	2	2	1	1	2	2	1	1		
	Telephone Outlet 電話插座		2	2	2	2	2	3	3	2	2	3	3	2	2		
	Twin Socket Outlet 雙位插座		3	3	4	3	3	3	3	3	3	3	3	3	3		
	Switch for A/C Unit 冷氣機開關掣		2	2	2	1	1	2	2	2	2	2	2	2	2		
	Doorphone 門口對講機		1	1	1	1	1	1	1	1	1	1	1	1	1		
Master Bedroom 主人睡房	TV/FM Outlet 電視/電台天線插座		3	3	1			3	3			3	3				
	Telephone Outlet 電話插座		3	3	2			3	3			3	3				
	Single Socket Outlet 單位插座		1	1	1			1	1			1	1				
	Twin Socket Outlet 雙位插座		3	3	2			3	2			3	2				
	Switch for A/C Unit 冷氣機開關掣		1	1	1			1	1			1	1				
Bedroom 1 睡房 1	TV/FM Outlet 電視/電台天線插座					2	2			2	3			2	3		
	Telephone Outlet 電話插座					2	2			2	3			2	3		
	Single Socket Outlet 單位插座					1	1			1	1			1	1		
	Twin Socket Outlet 雙位插座					2	2			2	3			2	3		
	Switch for A/C Unit 冷氣機開關掣					1	1			1	1			1	1		
Bedroom 2 睡房 2	TV/FM Outlet 電視/電台天線插座		1	1	1	1	1	1	1	1	1	1	1	1	1		
	Telephone Outlet 電話插座		1	1	2	1	1	1	1	1	1	1	1	1	1		
	Single Socket Outlet 單位插座		1	1	1	1	1	1	1	1	1	1	1	1	1		
	Twin Socket Outlet 雙位插座		1	1	2	1	1	1	1	1	1	1	1	1	1		
	Switch for A/C Unit 冷氣機開關掣		1	1	1	1	1	1	1	1	1	1	1	1	1		
Bedroom 3 睡房 3	TV/FM Outlet 電視/電台天線插座		1	1	1			1	1			1	1		1		
	Telephone Outlet 電話插座		1	1	2			1	1			1	1		1		
	Single Socket Outlet 單位插座		1	1	1			1	1			1	1		1		
	Twin Socket Outlet 雙位插座		1	1	2			1	1			1	1		1		
	Switch for A/C Unit 冷氣機開關掣		1	1	1			1	1			1	1		1		
Bedroom 4 睡房 4	TV/FM Outlet 電視/電台天線插座							1				1	1				
	Telephone Outlet 電話插座							1				1	1				
	Single Socket Outlet 單位插座							1				1	1				
	Twin Socket Outlet 雙位插座							1				1	1				
	Switch for A/C Unit 冷氣機開關掣							1				1	1				

SCHEDULE OF MECHANICAL & ELECTRICAL PROVISIONS FOR FLATS

單位機電裝置數量說明表

Schedule of Mechanical & Electrical Provisions for Flats at 43/F of Tower T-6, Tower T-7 & Tower T-8

於第T-6座, 第T-7座及第T-8座 43樓之單位機電裝置數量說明表

Tower 座數			Tower T-6 第T-6座					Tower T-7 第T-7座				Tower T-8 第T-8座			
	Exposed 外露	Concealed 隱藏	Flat 單位												
			A	B	C	D	E	A	C	D	E	A	C	D	E
Kitchen 廚房	Twin Socket Outlet 雙位插座		2	2	2	2	2	3	2	2	2	3	2	2	2
		Socket Outlet for Refrigerator 雪櫃單位插座	1	1	1	1	1	1	1	1	1	1	1	1	1
		Socket Outlet for Microwave Oven 微波爐單位插座	1	1	1	1	1	1	1	1	1	1	1	1	1
		Fuse Spur Unit for Exhaust Fan 抽氣扇接線座	1	1	1	1	1	1	1	1	1	1	1	1	1
		Fuse Spur Unit for Hanger Cabinet Light 廚櫃燈接線座	1	1	1	1	1	1	1	1	1	1	1	1	1
		Fuse Spur Unit for Cookerhood 抽油煙機接線座	1	1	1	1	1	1	1	1	1	1	1	1	1
		Fuse Spur Unit for Gas Cooking Hob 煤氣煮食爐接線座	2	2	2	2	2	2	2	2	2	2	2	2	2
		Connection Unit for 6KW Water Heater 6千瓦熱水爐接線座	1	1	1	1	1	1	1	1	1	1	1	1	1
		Connection Unit for Electrical Oven 電焗爐接線座	1	1	1	-	-	1	1	-	-	1	1	-	-
		Socket Outlet for Washer and Dryer 洗衣及乾衣機插座	1	1	1	1	1	1	1	1	1	1	1	1	1
		Connection Unit for Electrical Induction Cooking Hob 電煮食爐接線座	1	1	1	-	-	1	-	-	-	1	1	-	-
		Connection Unit for Wine Cellar 酒櫃接線座	-	-	-	-	-	1	-	-	-	1	1	-	-
		Gas Meter Position 煤氣錶位	1	1	1	1	1	1	1	1	1	1	1	1	1
	Water Point and Drain Point for Washer and Dryer 洗衣及乾衣機來去水位	1	1	1	1	1	1	1	1	1	1	1	1	1	
Bathroom (in Master Bedroom) 浴室 (主人睡房內)		Fuse Spur Unit for Spare 後備接線座	1	1	1			1	1			1	1		
		Fuse Spur Unit for Exhaust Fan 抽氣扇接線座	1	1	1			1	1			1	1		
		Fuse Spur Unit for Hanger Cabinet Light 鏡櫃燈接線座	1	1	1			1	1			1	1		
		Fuse Spur Unit for Gas Water Heater 煤氣熱水爐接線座	1	1	1			1	1			1	1		
Bathroom 浴室		Fuse Spur Unit for Spare 後備接線座	1	1		1	1	1	1	1	1	1	1	1	1
		Fuse Spur Unit for Exhaust Fan 抽氣扇接線座	1	1		1	1	1	1	1	1	1	1	1	1
		Fuse Spur Unit for Hanger Cabinet Light 鏡櫃燈接線座	1	1		1	1	1	1	1	1	1	1	1	1
		Fuse Spur Unit for Dehumidifier 抽濕機接線座	1	1		1	1	1	1	1	1	1	1	1	1
		Fuse Spur Unit for Gas Water Heater 煤氣熱水爐接線座	1	1		1	1	1	1	1	1	1	1	1	1
Bathroom (in Bedroom 2) 浴室 (睡房2內)		Fuse Spur Unit for Spare 後備接線座						1							
		Fuse Spur Unit for Exhaust Fan 抽氣扇接線座						1							
		Fuse Spur Unit for Hanger Cabinet Light 鏡櫃燈接線座						1							
		Fuse Spur Unit for Gas Water Heater 煤氣熱水爐接線座						1							

FITTINGS, FINISHES AND APPLIANCES

裝置、裝修物料及設備

SCHEDULE OF MECHANICAL & ELECTRICAL PROVISIONS FOR FLATS

單位機電裝置數量說明表

Schedule of Mechanical & Electrical Provisions for Flats at 43/F of Tower T-6, Tower T-7 & Tower T-8
於第T-6座, 第T-7座及第T-8座 43樓之單位機電裝置數量說明表

Tower 座數			Tower T-6 第T-6座					Tower T-7 第T-7座				Tower T-8 第T-8座						
	Exposed 外露	Concealed 隱藏	Flat 單位															
			A	B	C	D	E	A	C	D	E	A	C	D	E			
Bathroom (in Bedroom 4) 浴室 (睡房4內)		Fuse Spur Unit for Spare 後備接線座													1			
		Fuse Spur Unit for Exhaust Fan 抽氣扇接線座													1			
		Fuse Spur Unit for Hanger Cabinet Light 鏡櫃燈接線座													1			
		Fuse Spur Unit for Gas Water Heater 煤氣熱水爐接線座													1			
Bathroom (in Lower Duplex Floor) 浴室 (於複式下層)		Fuse Spur Unit for Spare 後備接線座			1													
		Fuse Spur Unit for Exhaust Fan 抽氣扇接線座			1													
		Fuse Spur Unit for Hanger Cabinet Light 鏡櫃燈接線座			1													
		Fuse Spur Unit for Dehumidifier 抽濕機接線座			1													
		Fuse Spur Unit for Gas Water Heater 煤氣熱水爐接線座			1													
Bathroom (in Upper Duplex Floor) 浴室 (於複式上層)		Fuse Spur Unit for Spare 後備接線座			1													
		Fuse Spur Unit for Exhaust Fan 抽氣扇接線座			1													
		Fuse Spur Unit for Hanger Cabinet Light 鏡櫃燈接線座			1													
		Fuse Spur Unit for Gas Water Heater 煤氣熱水爐接線座			1													
Store Room 儲物室	TV/FM Outlet 電視/電台天線插座		1	1														
	Telephone Outlet 電話插座		1	1														
	Twin Socket Outlet 雙位插座		1	1														
Store Room (in Kitchen) 儲物室 (廚房內)	Single Socket Outlet 單位插座		1	1					1					1	1			
Flat Roof 平台	Waterproof Single Socket Outlet 防水單位插座				1													

SCHEDULE OF MECHANICAL & ELECTRICAL PROVISIONS FOR FLATS

單位機電裝置數量說明表

Schedule of Mechanical & Electrical Provisions for Flats at 45/F of Tower T-6, Tower T-7 & Tower T-8

於第T-6座, 第T-7座及第T-8座 45樓之單位機電裝置數量說明表

Tower 座數			Tower T-6 第T-6座				Tower T-7 第T-7座				Tower T-8 第T-8座			
	Exposed 外露	Concealed 隱藏	Flat 單位											
			A	B	D	E	A	C	D	E	A	C	D	
Living Room and Dining Room 客廳及飯廳	TV/FM Outlet 電視/電台天線插座		1	1	1	1	2	2	1	1	2	3	2	
	Telephone Outlet 電話插座		2	2	2	2	3	3	2	2	3	4	2	
	Single Socket Outlet 單位插座		-	-	-	-	-	-	-	-	1	-	4	
	Twin Socket Outlet 雙位插座		3	3	3	3	3	3	3	3	3	3	2	
	Switch for A/C Unit 冷氣機開關掣		2	2	1	1	2	2	2	2	3	4	3	
	Doorphone 門口對講機		1	1	1	1	1	1	1	1	1	1	1	
Master Bedroom 主人睡房	TV/FM Outlet 電視/電台天線插座		3	3			2	2			1	2	2	
	Telephone Outlet 電話插座		3	3			2	2			2	2	3	
	Single Socket Outlet 單位插座		1	1			1	1			2	2	3	
	Twin Socket Outlet 雙位插座		3	3			4	3			2	3	2	
	Switch for A/C Unit 冷氣機開關掣		1	1			1	1			2	1	1	
Bedroom 1 睡房 1	TV/FM Outlet 電視/電台天線插座				2	2			2	3				
	Telephone Outlet 電話插座				2	2			2	3				
	Single Socket Outlet 單位插座				1	1			1	1				
	Twin Socket Outlet 雙位插座				2	2			2	3				
	Switch for A/C Unit 冷氣機開關掣				1	1			1	1				
Bedroom 2 睡房 2	TV/FM Outlet 電視/電台天線插座		1	1	1	1	1	1	1	1	1	1	1	
	Telephone Outlet 電話插座		1	1	1	1	1	1	1	1	1	1	1	
	Single Socket Outlet 單位插座		1	1	1	1	1	1	1	1	1	1	1	
	Twin Socket Outlet 雙位插座		1	1	1	1	1	1	1	1	2	1	1	
	Switch for A/C Unit 冷氣機開關掣		1	1	1	1	1	1	1	1	1	1	1	
Bedroom 3 睡房 3	TV/FM Outlet 電視/電台天線插座		1	1			1	1			1	1	2	
	Telephone Outlet 電話插座		1	1			1	1			1	1	2	
	Single Socket Outlet 單位插座		1	1			1	1			1	1	1	
	Twin Socket Outlet 雙位插座		1	1			1	1			2	1	2	
	Switch for A/C Unit 冷氣機開關掣		1	1			1	1			1	1	1	
Bedroom 4 睡房 4	TV/FM Outlet 電視/電台天線插座						1				2		2	
	Telephone Outlet 電話插座						1				2		2	
	Single Socket Outlet 單位插座						1				3		1	
	Twin Socket Outlet 雙位插座						1				1		2	
	Switch for A/C Unit 冷氣機開關掣						1				1		1	



FITTINGS, FINISHES AND APPLIANCES

裝置、裝修物料及設備

SCHEDULE OF MECHANICAL & ELECTRICAL PROVISIONS FOR FLATS

單位機電裝置數量說明表

Schedule of Mechanical & Electrical Provisions for Flats at 45/F of Tower T-6, Tower T-7 & Tower T-8

於第T-6座, 第T-7座及第T-8座 45樓之單位機電裝置數量說明表

Tower 座數			Tower T-6 第T-6座				Tower T-7 第T-7座				Tower T-8 第T-8座															
	Exposed 外露	Concealed 隱藏	Flat 單位																							
			A	B	D	E	A	C	D	E	A	C	D													
Bedroom 5 睡房 5	TV/FM Outlet 電視/電台天線插座																						2			
	Telephone Outlet 電話插座																							1		
	Single Socket Outlet 單位插座																							1		
	Twin Socket Outlet 雙位插座																							2		
	Switch for A/C Unit 冷氣機開關掣																							1		
Kitchen 廚房	Twin Socket Outlet 雙位插座		2	2	2	2	3	2	2	2	3	2	2	3	2	2										
	Socket Outlet for Refrigerator 雪櫃單位插座		1	1	1	1	1	1	1	1	1	1	1	1	1	1										
	Socket Outlet for Microwave Oven 微波爐單位插座		1	1	1	1	1	1	1	1	1	1	1	1	1	1										
	Fuse Spur Unit for Exhaust Fan 抽氣扇接線座		1	1	1	1	1	1	1	1	1	1	1	1	1	1										
	Fuse Spur Unit for Hanger Cabinet Light 廚櫃燈接線座		1	1	1	1	1	1	1	1	1	1	1	1	1	1										
	Fuse Spur Unit for Cookerhood 抽油煙機接線座		1	1	1	1	1	1	1	1	1	1	1	1	1	1										
	Fuse Spur Unit for Gas Cooking Hob 煤氣煮食爐接線座		2	2	2	2	2	2	2	2	2	2	2	2	2	2										
	Connection Unit for 6KW Water Heater 6千瓦熱水爐接線座		1	1	1	1	1	1	1	1	1	1	1	1	1	1										
	Connection Unit for Electrical Oven 電焗爐接線座		1	1	-	-	1	1	-	-	1	1	1	1	1	1										
	Socket Outlet for Washer and Dryer 洗衣及乾衣機插座		1	1	1	1	1	1	1	1	1	1	1	1	1	1										
	Connection Unit for Electrical Induction Cooking Hob 電煮食爐接線座		1	1	-	-	1	-	-	-	1	1	1	1	1	1										
	Connection Unit for Wine Cellar 酒櫃接線座		-	-	-	-	1	-	-	-	1	1	1	1	1	1										
	Gas Meter Position 煤氣錶位		1	1	1	1	1	1	1	1	1	1	1	1	1	1										
	Water Point and Drain Point for Washer and Dryer 洗衣及乾衣機來去水位		1	1	1	1	1	1	1	1	1	1	1	1	1	1										
Bathroom (in Master Bedroom) 浴室(主人睡房內)	Fuse Spur Unit for Spare 後備接線座		1	1			1	1																		
	Fuse Spur Unit for Exhaust Fan 抽氣扇接線座		1	1			1	1																		
	Fuse Spur Unit for Hanger Cabinet Light 鏡櫃燈接線座		1	1			1	1																		
	Fuse Spur Unit for Gas Water Heater 煤氣熱水爐接線座		1	1			1	1																		
Bathroom 浴室	Fuse Spur Unit for Spare 後備接線座		1	1	1	1	1	1	1	1	1	1	1	1	1											
	Fuse Spur Unit for Exhaust Fan 抽氣扇接線座		1	1	1	1	1	1	1	1	1	1	1	1	1											
	Fuse Spur Unit for Hanger Cabinet Light 鏡櫃燈接線座		1	1	1	1	1	1	1	1	1	1	1	1	1											
	Fuse Spur Unit for Dehumidifier 抽濕機接線座		1	1	1	1	1	1	1	1	1	1	1	1	1											
	Fuse Spur Unit for Gas Water Heater 煤氣熱水爐接線座		1	1	1	1	1	1	1	1	1	1	1	1	1											
Bathroom (in Bedroom 2) 浴室(睡房2內)	Fuse Spur Unit for Spare 後備接線座						1																			1
	Fuse Spur Unit for Exhaust Fan 抽氣扇接線座						1																			1
	Fuse Spur Unit for Hanger Cabinet Light 鏡櫃燈接線座						1																			1
	Fuse Spur Unit for Gas Water Heater 煤氣熱水爐接線座						1																			1

SCHEDULE OF MECHANICAL & ELECTRICAL PROVISIONS FOR FLATS
單位機電裝置數量說明表

Schedule of Mechanical & Electrical Provisions for Flats at 45/F of Tower T-6, Tower T-7 & Tower T-8
於第T-6座, 第T-7座及第T-8座 45樓之單位機電裝置數量說明表

Tower 座數			Tower T-6 第T-6座				Tower T-7 第T-7座				Tower T-8 第T-8座				
	Exposed 外露	Concealed 隱藏	Flat 單位												
			A	B	D	E	A	C	D	E	A	C	D		
Store Room (in Upper Duplex Floor) 儲物室 (於複式上層)	Single Socket Outlet 單位插座												1	1	1
	Twin Socket Outlet 雙位插座												-	-	-
Store Room (in Lower Duplex Floor) 儲物室 (於複式下層)	Single Socket Outlet 單位插座														1
	Twin Socket Outlet 雙位插座														1
Store Room 儲物室	TV/FM Outlet 電視/電台天線插座		1	1											
	Telephone Outlet 電話插座		1	1											
	Single Socket Outlet 單位插座		1	1											
	Twin Socket Outlet 雙位插座		-	-											
Flat Roof 平台	Waterproof Single Socket Outlet 防水單位插座												1	1	2

SCHEDULE OF MECHANICAL & ELECTRICAL PROVISIONS FOR FLATS

單位機電裝置數量說明表

Schedule of Mechanical & Electrical Provisions for Flats at 46/F of Tower T-6 & Tower T-7

於第T-6座及第T-7座 46樓之單位機電裝置數量說明表

Tower 座數			Tower T-6 第T-6座				Tower T-7 第T-7座			
	Exposed 外露	Concealed 隱藏	Flat 單位							
			A	B	D	E	A	C	D	E
Living Room and Dining Room 客廳及飯廳	TV/FM Outlet 電視/電台天線插座		1	1	1	1	2	2	1	1
	Telephone Outlet 電話插座		2	2	2	2	3	3	2	2
	Twin Socket Outlet 雙位插座		3	3	3	3	4	4	3	3
	Switch for A/C Unit 冷氣機開關掣		2	2	1	1	2	2	2	2
	Doorphone 門口對講機		1	1	1	1	1	1	1	1
Master Bedroom 主人睡房	TV/FM Outlet 電視/電台天線插座		3	3			3	3		
	Telephone Outlet 電話插座		3	3			3	3		
	Single Socket Outlet 單位插座		1	1			1	1		
	Twin Socket Outlet 雙位插座		3	3			4	3		
	Switch for A/C Unit 冷氣機開關掣		1	1			1	1		
Bedroom 1 睡房 1	TV/FM Outlet 電視/電台天線插座				2	2			2	3
	Telephone Outlet 電話插座				2	2			2	3
	Single Socket Outlet 單位插座				1	1			1	1
	Twin Socket Outlet 雙位插座				2	2			2	3
	Switch for A/C Unit 冷氣機開關掣				1	1			1	1
Bedroom 2 睡房 2	TV/FM Outlet 電視/電台天線插座		1	1	1	1	1	1	1	1
	Telephone Outlet 電話插座		1	1	1	1	1	1	1	1
	Single Socket Outlet 單位插座		1	1	1	1	1	1	1	1
	Twin Socket Outlet 雙位插座		1	1	1	1	1	1	1	1
	Switch for A/C Unit 冷氣機開關掣		1	1	1	1	1	1	1	1
Bedroom 3 睡房 3	TV/FM Outlet 電視/電台天線插座		1	1			1	1		
	Telephone Outlet 電話插座		1	1			1	1		
	Single Socket Outlet 單位插座		1	1			1	1		
	Twin Socket Outlet 雙位插座		1	1			1	1		
	Switch for A/C Unit 冷氣機開關掣		1	1			1	1		
Bedroom 4 睡房 4	TV/FM Outlet 電視/電台天線插座						1			
	Telephone Outlet 電話插座						1			
	Single Socket Outlet 單位插座						1			
	Twin Socket Outlet 雙位插座						1			
	Switch for A/C Unit 冷氣機開關掣						1			

FITTINGS, FINISHES AND APPLIANCES

裝置、裝修物料及設備

SCHEDULE OF MECHANICAL & ELECTRICAL PROVISIONS FOR FLATS

單位機電裝置數量說明表

Schedule of Mechanical & Electrical Provisions for Flats at 46/F of Tower T-6 & Tower T-7
於第T-6座及第T-7座 46樓之單位機電裝置數量說明表

Tower 座數			Tower T-6 第T-6座				Tower T-7 第T-7座			
	Exposed 外露	Concealed 隱藏	Flat 單位							
			A	B	D	E	A	C	D	E
Kitchen 廚房	Twin Socket Outlet 雙位插座		2	2	2	2	3	2	2	2
		Socket Outlet for Refrigerator 雪櫃單位插座	1	1	1	1	1	1	1	1
		Socket Outlet for Microwave Oven 微波爐單位插座	1	1	1	1	1	1	1	1
		Fuse Spur Unit for Exhaust Fan 抽氣扇接線座	1	1	1	1	1	1	1	1
		Fuse Spur Unit for Hanger Cabinet Light 廚櫃燈接線座	1	1	1	1	1	1	1	1
		Fuse Spur Unit for Cookerhood 抽油煙機接線座	1	1	1	1	1	1	1	1
		Fuse Spur Unit for Gas Cooking Hob 煤氣煮食爐接線座	2	2	2	2	2	2	2	2
		Connection Unit for 6KW Water Heater 6千瓦熱水爐接線座	1	1	1	1	1	1	1	1
		Connection Unit for Electrical Oven 電焗爐接線座	1	1	-	-	1	1	-	-
		Socket Outlet for Washer and Dryer 洗衣及乾衣機插座	1	1	1	1	1	1	1	1
		Connection Unit for Electrical Induction Cooking Hob 電煮食爐接線座	1	1	-	-	1	-	-	-
		Connection Unit for Wine Cellar 酒櫃接線座	-	-	-	-	1	-	-	-
		Gas Meter Position 煤氣錶位	1	1	1	1	1	1	1	1
	Water Point and Drain Point for Washer and Dryer 洗衣及乾衣機來去水位	1	1	1	1	1	1	1	1	
Bathroom (in Master Bedroom) 浴室 (主人睡房內)		Fuse Spur Unit for Spare 後備接線座	1	1			1	1		
		Fuse Spur Unit for Exhaust Fan 抽氣扇接線座	1	1			1	1		
		Fuse Spur Unit for Hanger Cabinet Light 鏡櫃燈接線座	1	1			1	1		
		Fuse Spur Unit for Gas Water Heater 煤氣熱水爐接線座	1	1			1	1		
Bathroom 浴室		Fuse Spur Unit for Spare 後備接線座	1	1	1	1	1	1	1	1
		Fuse Spur Unit for Exhaust Fan 抽氣扇接線座	1	1	1	1	1	1	1	1
		Fuse Spur Unit for Hanger Cabinet Light 鏡櫃燈接線座	1	1	1	1	1	1	1	1
		Fuse Spur Unit for Dehumidifier 抽濕機接線座	1	1	1	1	1	1	1	1
		Fuse Spur Unit for Gas Water Heater 煤氣熱水爐接線座	1	1	1	1	1	1	1	1
Bathroom (in Bedroom 2) 浴室 (睡房2內)		Fuse Spur Unit for Spare 後備接線座					1			
		Fuse Spur Unit for Exhaust Fan 抽氣扇接線座					1			
		Fuse Spur Unit for Hanger Cabinet Light 鏡櫃燈接線座					1			
		Fuse Spur Unit for Gas Water Heater 煤氣熱水爐接線座					1			
Store Room 儲物室	TV/FM Outlet 電視/電台天線插座		1	1						
	Telephone Outlet 電話插座		1	1						
	Twin Socket Outlet 雙位插座		1	1						
Store Room (in Kitchen) 儲物室 (廚房內)	Single Socket Outlet 單位插座		1	1			1			

SCHEDULE OF MECHANICAL & ELECTRICAL PROVISIONS FOR FLATS

單位機電裝置數量說明表

Schedule of Mechanical & Electrical Provisions for Flats at 47/F of Tower T-6 & Tower T-7

於第T-6座及第T-7座 47樓之單位機電裝置數量說明表

Tower 座數			Tower T-6 第T-6座				Tower T-7 第T-7座		
	Exposed 外露	Concealed 隱藏	Flat 單位						
			A	B	D	E	A	C	D
Living Room and Dining Room 客廳及飯廳	TV/FM Outlet 電視/電台天線插座		1	1	1	1	2	2	1
	Telephone Outlet 電話插座		2	2	2	2	3	4	2
	Single Socket Outlet 單位插座		-	-	-	-	-	-	3
	Twin Socket Outlet 雙位插座		3	3	3	3	3	4	2
	Switch for A/C Unit 冷氣機開關掣		2	2	1	1	3	2	3
	Doorphone 門口對講機		1	1	1	1	1	1	1
Master Bedroom 主人睡房	TV/FM Outlet 電視/電台天線插座		3	3			3	1	2
	Telephone Outlet 電話插座		3	3			3	3	3
	Single Socket Outlet 單位插座		1	1			2	3	2
	Twin Socket Outlet 雙位插座		2	2			2	3	2
	Switch for A/C Unit 冷氣機開關掣		1	1			1	1	1
Bedroom 1 睡房 1	TV/FM Outlet 電視/電台天線插座				2	2			
	Telephone Outlet 電話插座				2	2			
	Single Socket Outlet 單位插座				1	1			
	Twin Socket Outlet 雙位插座				4	4			
	Switch for A/C Unit 冷氣機開關掣				1	1			
Bedroom 2 睡房 2	TV/FM Outlet 電視/電台天線插座		1	1	1	1	1	1	1
	Telephone Outlet 電話插座		1	1	1	1	1	1	1
	Single Socket Outlet 單位插座		1	1	1	1	1	1	1
	Twin Socket Outlet 雙位插座		1	1	1	1	1	1	1
	Switch for A/C Unit 冷氣機開關掣		1	1	1	1	1	1	1
Bedroom 3 睡房 3	TV/FM Outlet 電視/電台天線插座		1	1			1	2	1
	Telephone Outlet 電話插座		1	1			1	2	2
	Single Socket Outlet 單位插座		1	1			1	1	2
	Twin Socket Outlet 雙位插座		1	1			1	2	2
	Switch for A/C Unit 冷氣機開關掣		1	1			1	1	1
Bedroom 4 睡房 4	TV/FM Outlet 電視/電台天線插座						1	1	2
	Telephone Outlet 電話插座						1	2	2
	Single Socket Outlet 單位插座						1	1	1
	Twin Socket Outlet 雙位插座						1	2	2
	Switch for A/C Unit 冷氣機開關掣						1	1	1

FITTINGS, FINISHES AND APPLIANCES

裝置、裝修物料及設備

SCHEDULE OF MECHANICAL & ELECTRICAL PROVISIONS FOR FLATS

單位機電裝置數量說明表

Schedule of Mechanical & Electrical Provisions for Flats at 47/F of Tower T-6 & Tower T-7
於第T-6座及第T-7座 47樓之單位機電裝置數量說明表

Tower 座數			Tower T-6 第T-6座				Tower T-7 第T-7座		
	Exposed 外露	Concealed 隱藏	Flat 單位						
			A	B	D	E	A	C	D
Kitchen 廚房	Twin Socket Outlet 雙位插座		2	2	2	2	3	2	1
		Socket Outlet for Refrigerator 雪櫃單位插座	1	1	1	1	1	1	1
		Socket Outlet for Microwave Oven 微波爐單位插座	1	1	1	1	1	1	1
		Fuse Spur Unit for Exhaust Fan 抽氣扇接線座	1	1	1	1	1	1	1
		Fuse Spur Unit for Hanger Cabinet Light 廚櫃燈接線座	1	1	1	1	1	1	1
		Fuse Spur Unit for Cookerhood 抽油煙機接線座	1	1	1	1	1	1	1
		Fuse Spur Unit for Gas Cooking Hob 煤氣煮食爐接線座	2	2	2	2	2	2	2
		Connection Unit for 6KW Water Heater 6千瓦熱水爐接線座	1	1	1	1	1	1	1
		Connection Unit for Electrical Oven 電焗爐接線座	1	1	-	-	1	1	1
		Socket Outlet for Washer and Dryer 洗衣及乾衣機插座	1	1	1	1	1	1	1
		Connection Unit for Electrical Induction Cooking Hob 電煮食爐接線座	1	1	-	-	1	1	1
		Connection Unit for Wine Cellar 酒櫃接線座	-	-	-	-	1	1	1
		Gas Meter Position 煤氣錶位	1	1	1	1	1	1	1
	Water Point and Drain Point for Washer and Dryer 洗衣及乾衣機來去水位	1	1	1	1	1	1	1	
Bathroom (in Master Bedroom) 浴室(主人睡房內)		Fuse Spur Unit for Spare 後備接線座	1	1			1	1	1
		Fuse Spur Unit for Exhaust Fan 抽氣扇接線座	1	1			1	1	1
		Fuse Spur Unit for Hanger Cabinet Light 鏡櫃燈接線座	1	1			1	1	1
		Fuse Spur Unit for Gas Water Heater 煤氣熱水爐接線座	1	1			1	1	1
Bathroom 浴室		Fuse Spur Unit for Spare 後備接線座	1	1	1	1			
		Fuse Spur Unit for Exhaust Fan 抽氣扇接線座	1	1	1	1			
		Fuse Spur Unit for Hanger Cabinet Light 鏡櫃燈接線座	1	1	1	1			
		Fuse Spur Unit for Dehumidifier 抽濕機接線座	1	1	1	1			
		Fuse Spur Unit for Gas Water Heater 煤氣熱水爐接線座	1	1	1	1			
Bathroom (in Bedroom 3) 浴室(睡房3內)		Fuse Spur Unit for Spare 後備接線座							1
		Fuse Spur Unit for Exhaust Fan 抽氣扇接線座							1
		Fuse Spur Unit for Hanger Cabinet Light 鏡櫃燈接線座							1
		Fuse Spur Unit for Dehumidifier 抽濕機接線座							1
		Fuse Spur Unit for Gas Water Heater 煤氣熱水爐接線座							1

SCHEDULE OF MECHANICAL & ELECTRICAL PROVISIONS FOR FLATS

單位機電裝置數量說明表

Schedule of Mechanical & Electrical Provisions for Flats at 47/F of Tower T-6 & Tower T-7

於第T-6座及第T-7座 47樓之單位機電裝置數量說明表

Tower 座數			Tower T-6 第T-6座		Tower T-7 第T-7座				
	Exposed 外露	Concealed 隱藏	Flat 單位						
			A	B	D	E	A	C	D
Bathroom (in Bedroom 4) 浴室 (睡房4內)		Fuse Spur Unit for Spare 後備接線座					1	1	
		Fuse Spur Unit for Exhaust Fan 抽氣扇接線座					1	1	
		Fuse Spur Unit for Hanger Cabinet Light 鏡櫃燈接線座					1	1	
		Fuse Spur Unit for Gas Water Heater 煤氣熱水爐接線座					1	1	
Bathroom (in Lower Duplex Floor) 浴室 (於複式下層)		Fuse Spur Unit for Spare 後備接線座							1
		Fuse Spur Unit for Exhaust Fan 抽氣扇接線座							1
		Fuse Spur Unit for Hanger Cabinet Light 鏡櫃燈接線座							1
		Fuse Spur Unit for Gas Water Heater 煤氣熱水爐接線座							1
Bathroom (in Upper Duplex Floor) 浴室 (於複式上層)		Fuse Spur Unit for Spare 後備接線座					1	1	
		Fuse Spur Unit for Exhaust Fan 抽氣扇接線座					1	1	
		Fuse Spur Unit for Hanger Cabinet Light 鏡櫃燈接線座					1	1	
		Fuse Spur Unit for Dehumidifier 抽濕機接線座					1	1	
		Fuse Spur Unit for Gas Water Heater 煤氣熱水爐接線座					1	1	
Store Room (in Kitchen) 儲物室 (廚房內)	Single Socket Outlet 單位插座		1	1			1	1	
Store Room (under Stairs) 儲物室 (樓梯之下)	Single Socket Outlet 單位插座					1		1	
Store Room 儲物室	TV/FM Outlet 電視/電台天線插座		1	1					-
	Telephone Outlet 電話插座		1	1					-
	Single Socket Outlet 單位插座		-	-					2
	Twin Socket Outlet 雙位插座		1	1					-
Flat Roof 平台	Waterproof Single Socket Outlet 防水單位插座					1	1	2	

SCHEDULE OF MECHANICAL & ELECTRICAL PROVISIONS FOR FLATS

單位機電裝置數量說明表

Schedule of Mechanical & Electrical Provisions for Flats at 48/F of Tower T-6

於第T-6座 48樓之單位機電裝置數量說明表

Tower 座數			Tower T-6 第T-6座	
	Exposed 外露	Concealed 隱藏	Flat 單位	
			A	D
Living Room and Dining Room 客廳及飯廳	TV/FM Outlet 電視/電台天線插座		2	1
	Telephone Outlet 電話插座		3	2
	Single Socket Outlet 單位插座		-	3
	Twin Socket Outlet 雙位插座		1	1
	Switch for A/C Unit 冷氣機開關掣		3	3
	Doorphone 門口對講機		1	1
Master Bedroom 主人睡房	TV/FM Outlet 電視/電台天線插座		2	2
	Telephone Outlet 電話插座		3	3
	Single Socket Outlet 單位插座		3	3
	Twin Socket Outlet 雙位插座		1	1
	Switch for A/C Unit 冷氣機開關掣		1	1
Bedroom 2 睡房 2	TV/FM Outlet 電視/電台天線插座		1	
	Telephone Outlet 電話插座		1	
	Single Socket Outlet 單位插座		1	
	Twin Socket Outlet 雙位插座		1	
	Switch for A/C Unit 冷氣機開關掣		1	
Bedroom 3 睡房 3	TV/FM Outlet 電視/電台天線插座		1	1
	Telephone Outlet 電話插座		1	2
	Single Socket Outlet 單位插座		1	1
	Twin Socket Outlet 雙位插座		1	2
	Switch for A/C Unit 冷氣機開關掣		1	1
Bedroom 4 睡房 4	TV/FM Outlet 電視/電台天線插座		1	
	Telephone Outlet 電話插座		1	
	Single Socket Outlet 單位插座		1	
	Twin Socket Outlet 雙位插座		1	
	Switch for A/C Unit 冷氣機開關掣		1	
Bedroom 4 (in Upper Duplex Floor) 睡房 4 (於複式上層)	TV/FM Outlet 電視/電台天線插座			1
	Telephone Outlet 電話插座			1
	Single Socket Outlet 單位插座			1
	Twin Socket Outlet 雙位插座			1
	Switch for A/C Unit 冷氣機開關掣			

SCHEDULE OF MECHANICAL & ELECTRICAL PROVISIONS FOR FLATS

單位機電裝置數量說明表

Schedule of Mechanical & Electrical Provisions for Flats at 48/F of Tower T-6

於第T-6座 48樓之單位機電裝置數量說明表

Tower 座數			Tower T-6 第T-6座	
	Exposed 外露	Concealed 隱藏	Flat 單位	
			A	D
Bedroom 4 (in Lower Duplex Floor) 睡房 4 (於複式下層)	TV/FM Outlet 電視/電台天線插座			2
	Telephone Outlet 電話插座			2
	Single Socket Outlet 單位插座			1
	Twin Socket Outlet 雙位插座			2
	Switch for A/C Unit 冷氣機開關掣			1
Bedroom 5 睡房 5	TV/FM Outlet 電視/電台天線插座		1	
	Telephone Outlet 電話插座		1	
	Single Socket Outlet 單位插座		1	
	Twin Socket Outlet 雙位插座		1	
	Switch for A/C Unit 冷氣機開關掣		1	
Kitchen 廚房	Twin Socket Outlet 雙位插座		2	2
		Socket Outlet for Refrigerator 雪櫃單位插座	1	1
		Socket Outlet for Microwave Oven 微波爐單位插座	1	1
		Fuse Spur Unit for Exhaust Fan 抽氣扇接線座	1	1
		Fuse Spur Unit for Hanger Cabinet Light 廚櫃燈接線座	1	1
		Fuse Spur Unit for Cookerhood 抽油煙機接線座	1	1
		Fuse Spur Unit for Gas Cooking Hob 煤氣煮食爐接線座	2	2
		Connection Unit for 6KW Water Heater 6千瓦熱水爐接線座	1	1
		Connection Unit for Electrical Oven 電焗爐接線座	1	1
		Socket Outlet for Washer and Dryer 洗衣及乾衣機插座	1	1
		Connection Unit for Electrical Induction Cooking Hob 電煮食爐接線座	1	1
		Connection Unit for Wine Cellar 酒櫃接線座	1	1
		Gas Meter Position 煤氣錶位	1	1
	Water Point and Drain Point for Washer and Dryer 洗衣及乾衣機來去水位	1	1	
Bathroom (in Master Bedroom) 浴室 (主人睡房內)		Fuse Spur Unit for Spare 後備接線座	1	1
		Fuse Spur Unit for Exhaust Fan 抽氣扇接線座	1	1
		Fuse Spur Unit for Hanger Cabinet Light 鏡櫃燈接線座	1	1
		Fuse Spur Unit for Gas Water Heater 煤氣熱水爐接線座	1	1

FITTINGS, FINISHES AND APPLIANCES

裝置、裝修物料及設備

SCHEDULE OF MECHANICAL & ELECTRICAL PROVISIONS FOR FLATS

單位機電裝置數量說明表

Schedule of Mechanical & Electrical Provisions for Flats at 48/F of Tower T-6
於第T-6座 48樓之單位機電裝置數量說明表

Tower 座數			Tower T-6 第T-6座	
	Exposed 外露	Concealed 隱藏	Flat 單位	
			A	D
Bathroom (in Bedroom 3) 浴室 (睡房3內)		Fuse Spur Unit for Spare 後備接線座		1
		Fuse Spur Unit for Exhaust Fan 抽氣扇接線座		1
		Fuse Spur Unit for Hanger Cabinet Light 鏡櫃燈接線座		1
		Fuse Spur Unit for Gas Water Heater 煤氣熱水爐接線座		1
Bathroom (in Bedroom 4) 浴室 (睡房4內)		Fuse Spur Unit for Spare 後備接線座	1	
		Fuse Spur Unit for Exhaust Fan 抽氣扇接線座	1	
		Fuse Spur Unit for Hanger Cabinet Light 鏡櫃燈接線座	1	
		Fuse Spur Unit for Gas Water Heater 煤氣熱水爐接線座	1	
Bathroom (in Lower Duplex Floor) 浴室 (於複式下層)		Fuse Spur Unit for Spare 後備接線座		1
		Fuse Spur Unit for Exhaust Fan 抽氣扇接線座		1
		Fuse Spur Unit for Hanger Cabinet Light 鏡櫃燈接線座		1
		Fuse Spur Unit for Dehumidifier 抽濕機接線座		1
		Fuse Spur Unit for Gas Water Heater 煤氣熱水爐接線座		1
Bathroom (in Upper Duplex Floor) 浴室 (於複式上層)		Fuse Spur Unit for Spare 後備接線座	1	
		Fuse Spur Unit for Exhaust Fan 抽氣扇接線座	1	
		Fuse Spur Unit for Hanger Cabinet Light 鏡櫃燈接線座	1	
		Fuse Spur Unit for Dehumidifier 抽濕機接線座	1	
		Fuse Spur Unit for Gas Water Heater 煤氣熱水爐接線座	1	
Store Room 儲物室	Single Socket Outlet 單位插座			2
Store Room (under Stairs) 儲物室 (樓梯之下)	Single Socket Outlet 單位插座			1
Store Room (in Kitchen) 儲物室 (廚房內)	Single Socket Outlet 單位插座		1	
Flat Roof 平台	Waterproof Single Socket Outlet 防水單位插座		2	2



SERVICE AGREEMENTS

服務協議

- Potable and flushing water is supplied by Water Supplies Department.
- Electricity is supplied by CLP Power Hong Kong Limited.
- Towngas is supplied by The Hong Kong and China Gas Company Limited.

- 食水及沖廁水由水務署供應。
- 電力由中華電力有限公司供應。
- 煤氣由香港中華煤氣有限公司供應。



GOVERNMENT RENT

地稅

The owner is liable for the Government rent payable for the residential property up to and including the date of the Assignment of that residential property.

擁有人就住宅物業繳付地稅的法律責任直至及包括該住宅物業的轉讓契的日期。



MISCELLANEOUS PAYMENTS BY PURCHASER

買方的雜項付款

1. On the delivery of the vacant possession of the residential property to the purchaser, the purchaser is liable to reimburse the owner for the deposits for water, electricity and gas.
2. On that delivery, the purchaser is not liable to pay to the owner a debris removal fee.

Remarks:

On the delivery of the vacant possession of the residential property to the purchaser, the purchaser is liable to pay to the Manager of the Phase a debris removal fee.

1. 在向買方交付住宅物業在空置情況下的管有權時，買方須負責向擁有人補還水、電力及氣體的按金。
2. 在交付時，買方無須向擁有人支付清理廢料的費用。

備註：

在向買方交付住宅物業的空置狀況下的管有權時，買方須向期數的管理人支付清理廢料的費用。



DEFECT LIABILITY WARRANTY PERIOD

欠妥之處的保養責任期

As provided in the agreement for sale and purchase, defect liability warranty period for the residential properties and the fittings, finishes and appliances as set out the agreement for sale and purchase is within six (6) months after the date of completion of the sale and purchase.

按買賣合約規定，住宅物業及於買賣合約列出的裝置、裝修物料及設備之欠妥之處的保養責任期為住宅物業之成交日期後的六（6）個月內。

1. The Land Grant requires the owners of the residential properties in the Phase to maintain slope at their own cost.
2. Special Condition No. (59) of the Land Grant stipulates that:
 - (a) Where there is or has been any cutting away, removal or setting back of any land, or any building-up or filling-in or any slope treatment works of any kind whatsoever, whether with or without the prior written consent of the Director, either within the lot or on any Government land, which is or was done for the purpose of or in connection with the formation, levelling or development of the lot or any part thereof or any other works required to be done by the Grantee under these Conditions, or for any other purpose, the Grantee shall at his own expense carry out and construct such slope treatment works, retaining walls or other support, protection, drainage or ancillary or other works as shall or may then or at any time thereafter be necessary to protect and support such land within the lot and also any adjacent or adjoining Government or leased land and to obviate and prevent any falling away, landslip or subsidence occurring thereafter. The Grantee shall at all times during the term agreed to be granted by the Land Grant maintain at his own expense the said land, slope treatment works, retaining walls or other support, protection, drainage or ancillary or other works in good and substantial repair and condition to the satisfaction of the Director.
 - (b) Nothing in sub-clause (a) of Special Condition No. (59) shall prejudice the Government's rights under these Conditions, in particular Special Condition No. (58) of the Land Grant.
 - (c) In the event that as a result of or arising out of any formation, levelling, development or other works done by the Grantee or owing to any other reason, any falling away, landslip or subsidence occurs at any time, whether in or from any land within the lot or from any adjacent or adjoining Government or leased land, the Grantee shall at his own expense reinstate and make good the same to the satisfaction of the Director and shall indemnify the Government its agents and contractors from and against all costs, charges, damages, demands and claims whatsoever which shall or may be made, suffered or incurred through or by reason of such falling away, landslip or subsidence.
 - (d) In addition to any other rights or remedies herein provided for breach of any of these Conditions, the Director shall be entitled by notice in writing to call upon the Grantee to carry out, construct and maintain the said land, slope treatment works, retaining walls, or other support, protection, and drainage or ancillary or other works or to reinstate and make good any falling away, landslip or subsidence, and if the Grantee shall neglect or fail to comply with the notice to the satisfaction of the Director within the period specified therein, the Director may forthwith execute and carry out any necessary works and the Grantee shall on demand repay to the Government the cost thereof, together with any administrative and professional fees and charges.
3. Each of the owners is obliged to contribute towards the costs of the maintenance work.
4. There is no slope within the Lot. Subsections (1)(c) and (2)(b) under section 27 in Part 2 of Schedule 1 to the Residential Properties (First-hand Sales) Ordinance are not applicable.
5. Under the deed of mutual covenant, the Manager of the Phase has the owners' authority to carry out the maintenance work.

1. 批地文件規定期數中的住宅物業的擁有人須自費維修斜坡。
2. 批地文件特別條件第(59)條規定：
 - (a) 如該地段或任何政府土地現時或以往曾經配合或因應該地段或其任何部份的平整、水準測量或發展事宜或本條件規定承批人執行的其他工程或作其他用途而進行切割、移土或土地後移工程，或建造或填土工程或任何類型的斜坡處理工程，不論事前是否獲署長書面同意，承批人亦須於當時或之後任何時間，按需要自費進行及建造斜坡處理工程、護土牆或其他支承結構、防護結構、排水或輔助或其他工程，以保護及支撐該地段內的土地和任何毗連或毗鄰政府土地或已批租土地，同時避免及防止其後發生滑土、山泥傾瀉或地陷。承批人須在批地文件授予的整個租期期間自費維修上述土地、斜坡處理工程、護土牆或其他支承結構、防護結構、排水或附屬或其他工程，以保持其維修充足及狀態良好，令署長滿意。
 - (b) 特別條件第(59)條第(a)分條並不損害政府按本條件（尤其是批地文件特別條件第(58)條）的權利。
 - (c) 無論何時，如因承批人進行平整、水準測量、發展或其他工程或因其他原因導致或引起該地段內的土地或自任何毗連或毗鄰政府土地或已批租土地發生滑土、山泥傾瀉或地陷，承批人須自費還原並修葺該處，以令署長滿意，同時賠償政府、其代理及承辦商因上述滑土、山泥傾瀉或地陷蒙受、招致或引致的所有費用、收費、損害、索求及索償。
 - (d) 除享有本文訂明可就違反本條件之任何其他權利或濟助外，署長有權向承批人發出書面通知，要求承批人進行、建造及維修上述土地、斜坡處理工程、護土牆、或其他支承結構、防護結構、及排水或輔助或其他工程，又或還原並修葺任何滑土、山泥傾瀉或地陷。如承批人疏忽或未能於通知書訂明的期限內以署長滿意的方式履行通知書，署長可即時執行及進行必要工程。承批人必須在接獲通知時向政府償還有關費用，以及任何行政及專業費用與收費。
3. 每名擁有人均須分擔維修工程的費用。
4. 該地段內沒有斜坡。《一手住宅物業銷售條例》附表1第2部第27條(1)(c)款及(2)(b)款不適用。
5. 根據公契，期數的管理人獲擁有人授權進行維修工程。



MODIFICATION

修訂

There is no on-going application to the Government for modification of the land grant which is not yet granted.

沒有申請中而未獲批准的修訂批地文件。



ADDRESS OF THE WEBSITE DESIGNATED BY THE VENDOR FOR THE PHASE

賣方就期數指定的互聯網網站的網址

The website address designated by the Vendor for the Phase:

www.thewings.com.hk

賣方就期數指定的互聯網網站的網址:

www.thewings.com.hk

INFORMATION IN APPLICATION FOR CONCESSION ON GROSS FLOOR AREA OF BUILDING

申請建築物總樓面面積寬免的資料

Breakdown of GFA Concessions Obtained for All Features

Latest information on breakdown of GFA concessions as shown on the general building plans submitted to and approved by the Building Authority (BA) prior to the printing of the sales brochure is tabulated below. Information marked (#) may be based on information provided by the authorized person if the sales brochure is printed prior to submission of the final amendment plans to the BA. The breakdown of GFA concessions may be subject to further changes until final amendment plans are submitted to and approved by the BA prior to the issuance of the occupation permit for the phase.

獲寬免總樓面面積的設施分項

於印製售樓說明書前呈交予並已獲建築事務監督批准的一般建築圖則上有關總樓面面積寬免的分項的最新資料，請見下表。如印製售樓說明書時尚未呈交最終修訂圖則予建築事務監督，則有(#)號的資料可以由認可人士提供的資料作為基礎。直至最終修訂圖則於發出佔用許可證前呈交予並獲建築事務監督批准前，以下分項資料仍可能有所修改。

Disregarded GFA under Building (Planning) Regulations 23(3)(b) 根據《建築物(規劃)規例》第23(3)(b)條不計算的總樓面面積		Area (m ²) 面積 (平方米)
1.(#)	Carpark and loading/unloading area excluding public transport terminus 停車場及上落客貨地方 (公共交通總站除外)	35059.258
2.	Plant rooms and similar services 機房及相類設施	
2.1	Mandatory feature or essential plant room, area of which is limited by respective Practice Notes for Authorized Persons, Registered Structural Engineers and Registered Geotechnical Engineers (PNAP) or regulation such as lift machine room, telecommunications and broadcasting (TBE) room, TBE room for access facilities for mobile services, rooftop telecommunications equipment room, intermediate telecommunications equipment room, refuse storage chamber, etc. 所佔面積受相關《認可人士、註冊結構工程師及註冊岩土工程師作業備考》(《作業備考》)或規例限制的強制性設施或必要機房，例如升降機機房、電訊及廣播設備室(訊播室)、為流動通訊接達設施而設的訊播室、天台電訊設備室、中層電訊設備室、垃圾房等	4850.125
2.2(#)	Mandatory feature or essential plant room, area of which is NOT limited by any PNAP or regulation such as room occupied solely by fire services installations (FSI) and equipment, meter room, transformer room, potable and flushing water tank, etc. 所佔面積不受任何《作業備考》或規例限制的強制性設施或必要機房，例如僅由消防裝置及設備佔用的房間、電錶房、電力變壓房、食水及鹹水缸等	23251.116
2.3	Non-mandatory or non-essential plant room such as air-conditioning (A/C) plant room, air handling unit (AHU) room, etc. 非強制性或非必要機房，例如空調機房、送風櫃房等	

Green Features under Joint Practice Notes 1 and 2 根據聯合作業備考第1號及第2號提供的環保設施		Area (m ²) 面積 (平方米)
3.	Balcony 露台	2110.090
4.	Wider common corridor and lift lobby 加闊的公用走廊及升降機大堂	1209.188
5.	Communal sky garden 公用空中花園	3403.317
6.	Acoustic fin 隔聲鰭	--
7.	Wing wall, wind catcher and funnel 翼牆、捕風器及風斗	--
8.	Non-structural prefabricated external wall 非結構預製外牆	1817.022
9.	Utility platform 工作平台	1520.376
10.	Noise barrier 隔音屏障	--

INFORMATION IN APPLICATION FOR CONCESSION ON GROSS FLOOR AREA OF BUILDING
申請建築物總樓面面積寬免的資料

Amenity Features 適意設施		Area (m ²) 面積 (平方米)
11.	Caretaker's quarters, counter, office, store, guard room and lavatory for watchman and management staff and owners' corporation office 管理員宿舍、供保安人員和管理處員工使用的櫃位、辦事處、貯物室、警衛室和廁所，以及業主立案法團辦事處	104.993
12.	Residential recreational facilities including void, plant room, swimming pool filtration plant room, covered walkway, etc. serving solely the recreational facilities 住戶康樂設施，包括僅供康樂設施使用的中空空間、機房、游泳池的濾水器機房、有蓋人行道等	3986.138
13.	Covered landscaped and play area 有蓋園景區及遊樂場地	3083.578
14.	Horizontal screens/covered walkway and trellis 橫向屏障/有蓋人行道及花棚	356.217
15.	Larger lift shaft 擴大升降機槽	3873.476
16.	Chimney shaft 煙囪管道	--
17.	Other non-mandatory or non-essential plant room, such as boiler room, satellite master antenna television (SMATV) room 其他非強制性或非必要機房，例如鍋爐房、衛星電視共用天線房	--
18.(#)	Pipe duct, air duct and vertical riser for mandatory feature or essential plant room 強制性設施或必要機房所需的管槽、氣槽及垂直立管	6300.707
19.	Pipe duct, air duct for non-mandatory or non-essential plant room 非強制性設施或非必要機房所需的管槽及氣槽	
20.	Plant room, pipe duct, air duct for environmentally friendly system and feature 環保系統及設施所需的機房、管槽及氣槽	--
21.	Void in duplex domestic flat and house 複式住宅單位及洋房的中空空間	--
22.	Sunshade and reflector 遮陽篷及反光罩	--
23.(#)	Projecting planters and minor projection such as A/C box, A/C platform, window cill and projecting window 伸出式花槽及小伸出物，例如空調機箱、空調機平台、窗檻及伸出的窗台	1903.588
24.	Other projection such as A/C box and A/C platform not covered in paragraph 3(b) and (c) of PNAP APP-19, and maintenance walkway 《作業備考》APP-19第3(b)及(c)段沒有涵蓋的其他伸出物，如空調機箱及空調機平台，及維修通道	--

INFORMATION IN APPLICATION FOR CONCESSION ON GROSS FLOOR AREA OF BUILDING
申請建築物總樓面面積寬免的資料

Other Exempted Items 其他項目		Area (m ²) 面積 (平方米)
25.(#)	Refuge floor including refuge floor cum sky garden 庇護層，包括庇護層兼空中花園	3403.317
26.	Covered area under large projecting/ overhanging feature 大型伸出/外懸設施下的有蓋地方	--
27.	Public transport terminus 公共交通總站	--
28.(#)	Party structure and common staircase 共用構築物及公用樓梯	--
29.(#)	Horizontal area of staircase, lift shaft and vertical duct solely serving floor accepted as not being accountable for GFA 僅供獲接納不計入總樓面面積的樓層使用的樓梯、升降機槽及垂直管道的水平面積	--
30.	Public passage 公眾通道	4168.640
31.	Covered set back area 有蓋的後移部分	--

Bonus GFA 額外總樓面面積		Area (m ²) 面積 (平方米)
32.	Bonus GFA 額外總樓面面積	-

Additional Green Features under Joint Practice Note (No.8) 根據聯合作業備考(第8號)提供的額外環保設施		Area (m ²) 面積 (平方米)
33.	Buildings adopting Modular Integrated Construction 採用「組裝合成」建築法的樓宇	-

Note: The above table is based on the requirements as stipulated in the Practice Note for Authorized Persons, Registered Structural Engineers and Registered Geotechnical Engineers ADM-2 issued by the Buildings Department. The Buildings Department may revise such requirements from time to time as appropriate.

註：上述表格是根據屋宇署所發出的《認可人士、註冊結構工程師及註冊岩土工程師作業備考》ADM-2 規定的要求而制訂的。屋宇署會按實際需要不時更改有關要求。

Environmental Assessment of the Building and Information on the Estimated Energy Performance or Consumption for the Common Parts of the Phase.

建築物的環境評估及期數的公用部份的預計能量表現或消耗的資料

The approved general building plans of this Phase are not subject to the requirements stipulated in the Practice Note for Authorized Persons, Registered Structural Engineers and Registered Geotechnical Engineers APP-151 issued by the Building Authority. Environmental assessment and information on the estimated energy performance or consumption for the common parts of this Phase were not required to be submitted to the Building Authority as a prerequisite for the granting of gross floor area concessions.

本期數的經批准一般建築圖則不受由建築事務監督發出的《認可人士、註冊結構工程師及註冊岩土工程師作業備考》APP-151規定規限。本期數的環境評估及公用部份的預計能量表現或消耗的資料無須呈交建築事務監督，以作為批予總樓面面積寬免的先決條件。



DATE OF PRINTING OF SALES BROCHURE
售樓說明書印製日期

Date of printing of this Sales Brochure: 14 December 2016.

本售樓說明書印製日期: 2016年12月14日。



POSSIBLE FUTURE CHANGE
日後可能出現改變

There may be future changes to the Phase and the surrounding areas.

期數及其周邊地區日後可能出現改變。

EXAMINATION RECORD

檢視記錄

Examination / Revision Date 檢視/修改日期	Revision Made 所作修改	
	Page Number 頁次	Revision Made 所作修改
16 December 2016 2016年12月16日	AM003, AM027	Area of Residential Properties in the Phase is updated. 更新期數中的住宅物業的面積。
15 March 2017 2017年3月15日	AH001	Location Plan is updated with reference to updated Survey Sheet. 已參考最新更新版本的測繪圖更新位置圖。
14 June 2017 2017年6月14日	AH001	Location Plan of the Development is updated. 發展項目的所在位置圖已更新。
	AI001	Aerial Photograph of the Phase is updated. 期數的鳥瞰照片已更新。
	AJ001	Outline Zoning Plan Relating to the Development is updated. 關乎發展項目的分區計劃大綱圖已更新。
13 September 2017 2017年9月13日	AB001-AB006	Notes to Purchasers of First-hand Residential Properties is updated. 一手住宅物業買家須知已更新。
	AH001	Location Plan of the Development is updated. 發展項目的所在位置圖已更新。
	AJ001	Outline Zoning Plan Relating to the Development is updated. 關乎發展項目的分區計劃大綱圖已更新。
	AN005, AN007	Floor Plans of Parking Spaces in the Phase are updated. 期數中的停車位的樓面平面圖已更新。
	AR019-AR021	Information on Public Facilities and Public Open Spaces is updated. 公共設施及公眾休憩用地的資料已更新。
12 December 2017 2017年12月12日	AH001	Location Plan of the Development is updated. 發展項目的所在位置圖已更新。
9 March 2018 2018年3月9日	AH001	Location Plan of the Development is updated. 發展項目的所在位置圖已更新。
	AI001	Aerial Photograph of the Phase is updated. 期數的鳥瞰照片已更新。
7 June 2018 2018年6月7日	AD001	Information on Vendor and Others Involved in the Phase is updated. 賣方及有參與期數的其他人的資料已更新。
	AH001	Location Plan of the Development is updated. 發展項目的所在位置圖已更新。
6 September 2018 2018年9月6日	AH001	Location Plan of the Development is updated. 發展項目的所在位置圖已更新。
5 December 2018 2018年12月5日	AH001	Location Plan of the Development is updated. 發展項目的所在位置圖已更新。
	AJ001	Outline Zoning Plan Relating to the Development is updated. 關乎發展項目的分區計劃大綱圖已更新。

EXAMINATION RECORD
檢視記錄

Examination / Revision Date 檢視/修改日期	Revision Made 所作修改	
	Page Number 頁次	Revision Made 所作修改
28 February 2019 2019年2月28日	AH001	Location Plan of the Development is updated. 發展項目的所在位置圖已更新。
	AI001	Aerial Photograph of the Phase is updated. 期數的鳥瞰照片已更新。
28 May 2019 2019年5月28日	AH001	Location Plan of the Development is updated. 發展項目的所在位置圖已更新。
	AI001	Aerial Photograph of the Phase is updated. 期數的鳥瞰照片已更新。
	AI002	Additional page for updated Aerial Photograph of the Phase. 附加頁供更新期數的鳥瞰照片。
	AI003	Blank page. 空白頁。
27 August 2019 2019年8月27日	AH001	Location Plan of the Development is updated. 發展項目的所在位置圖已更新。
	AI001-AI002	Aerial Photograph of the Phase is updated. 期數的鳥瞰照片已更新。
26 November 2019 2019年11月26日	AH001	Location Plan of the Development is updated. 發展項目的所在位置圖已更新。
17 February 2020 2020年2月17日	AH001	Location Plan of the Development is updated. 發展項目的所在位置圖已更新。
14 May 2020 2020年5月14日	AH001	Location Plan of the Development is updated. 發展項目的所在位置圖已更新。
13 August 2020 2020年8月13日	AH001	Location Plan of the Development is updated. 發展項目的所在位置圖已更新。
	AJ001	Outline Zoning Plan Relating to the Development is updated. 關乎發展項目的分區計劃大綱圖已更新。
12 November 2020 2020年11月12日	AH001	Location Plan of the Development is updated. 發展項目的所在位置圖已更新。
	AI001-AI002	Aerial Photograph of the Phase is updated. 期數的鳥瞰照片已更新。
9 February 2021 2021年2月9日	AH001	Location Plan of the Development is updated. 發展項目的所在位置圖已更新。
	AI001-AI003	Aerial Photograph of the Phase is updated. 期數的鳥瞰照片已更新。
7 May 2021 2021年5月7日	AE001-AE002	Relationship Between Parties Involved in the Phase is updated. 有參與期數的各方的關係已更新。
	AH001	Location Plan of the Development is updated. 發展項目的所在位置圖已更新。

EXAMINATION RECORD

檢視記錄

Examination / Revision Date 檢視/修改日期	Revision Made 所作修改	
	Page Number 頁次	Revision Made 所作修改
5 August 2021 2021年8月5日	AB001-AB006	Notes to Purchasers of First-hand Residential Properties are updated. 更新一手住宅物業買家須知。
	AH001	Location Plan of the Development is updated. 發展項目的所在位置圖已更新。
	AI001-AI002	Aerial Photograph of the Phase is updated. 期數的鳥瞰照片已更新。
	AI003	Page AI003 is deleted and replaced by a blank page. 刪除第AI003頁並換上空頁。
	AJ001	Outline Zoning Plan Relating to the Development is updated. 關乎發展項目的分區計劃大綱圖已更新。
2 November 2021 2021年11月2日	AH001	Location Plan of the Development is updated. 發展項目的所在位置圖已更新。
27 January 2022 2022年1月27日	AH001	Location Plan of the Development is updated. 發展項目的所在位置圖已更新。
	AI001	Aerial Photograph of the Phase is updated. 期數的鳥瞰照片已更新。
	AI002	Page AI002 is deleted and replaced by a blank page. 刪除第AI002頁並換上空頁。
22 April 2022 2022年4月22日	AH001	Location Plan of the Development is updated. 發展項目的所在位置圖已更新。
21 July 2022 2022年7月21日	AH001	Location Plan of the Development is updated. 發展項目的所在位置圖已更新。
	AI001-AI002	Aerial Photograph of the Phase is updated. 期數的鳥瞰照片已更新。
18 October 2022 2022年10月18日	AH001	Location Plan of the Development is updated. 發展項目的所在位置圖已更新。
	AI003-AI004	Additional pages for updated Aerial Photograph of the Phase. 附加頁供更新期數的鳥瞰照片。
	AI005	Blank page. 空白頁。
5 January 2023 2023年1月5日	AH001	Location Plan of the Development is updated. 發展項目的所在位置圖已更新。

EXAMINATION RECORD
檢視記錄

Examination / Revision Date 檢視/修改日期	Revision Made 所作修改	
	Page Number 頁次	Revision Made 所作修改
30 March 2023 2023年3月30日	AB003, AB006	Notes to Purchasers of First-hand Residential Properties are updated. 更新一手住宅物業買家須知。
	AH001	Location Plan of the Development is updated. 發展項目的所在位置圖已更新。
	AI001	Aerial Photograph of the Phase is updated. 期數的鳥瞰照片已更新。
	AI002-AI005	Aerial Photograph of the Phase are deleted. 期數的鳥瞰照片已刪除。
	BC001	Maintenance of Slopes is updated. 斜坡維修已更新。
29 June 2023 2023年6月29日	AH001	Location Plan of the Development is updated. 發展項目的所在位置圖已更新。
	AI001	Aerial Photograph of the Phase is updated. 期數的鳥瞰照片已更新。
	AI002	Additional page for updated Aerial Photograph of the Phase. 附加頁供更新期數的鳥瞰照片。
	AI003	Blank page. 空白頁。
14 September 2023 2023年9月14日	AH001	Location Plan of the Development is updated. 發展項目的所在位置圖已更新。
	AI001-AI003	Aerial Photograph of the Phase are updated. 期數的鳥瞰照片已更新。
	AI004	Additional page for updated Aerial Photograph of the Phase. 附加頁供更新期數的鳥瞰照片。
	AI005	Blank page. 空白頁。
9 November 2023 2023年11月9日	AH001	Location Plan of the Development is updated. 發展項目的所在位置圖已更新。
	BG001-BG003	Information in Application for Concession on Gross Floor Area of Building are updated. 已更新申請建築物總樓面面積寬免的資料。
26 January 2024 2024年1月26日	AH001	Location Plan of the Development is updated. 發展項目的所在位置圖已更新。
	AJ001	Outline Zoning Plan Relating to the Development is updated. 關乎發展項目的分區計劃大綱圖已更新。
18 April 2024 2024年4月18日	AH001	Location Plan of the Development is updated. 發展項目的所在位置圖已更新。

EXAMINATION RECORD

檢視記錄

Examination / Revision Date 檢視/修改日期	Revision Made 所作修改	
	Page Number 頁次	Revision Made 所作修改
11 July 2024 2024年7月11日	AH001	Location Plan of the Development is updated. 發展項目的所在位置圖已更新。
	AI001-AI002	Aerial Photograph of the Phase are updated. 期數的鳥瞰照片已更新。
	AI003-AI004	Aerial Photograph of the Phase are deleted and replaced by blank pages. 期數的鳥瞰照片已刪除並換上空白頁。
9 October 2024 2024年10月9日	AH001	Location Plan of the Development is updated. 發展項目的所在位置圖已更新。
	AJ001	Outline Zoning Plan Relating to the Development is updated. 關乎發展項目的分區計劃大綱圖已更新。
7 January 2025 2025年1月7日	AH001	Location Plan of the Development is updated. 發展項目的所在位置圖已更新。
	AI001-AI004	Aerial Photograph of the Phase are updated. 期數的鳥瞰照片已更新。
	BG001-BG003	Information in Application for Concession on Gross Floor Area of Building are updated. 已更新申請建築物總樓面面積寬免的資料。
27 March 2025 2025年3月27日	AH001	Location Plan of the Development is updated. 發展項目的所在位置圖已更新。
	AJ001	Outline Zoning Plan Relating to the Development is updated. 關乎發展項目的分區計劃大綱圖已更新。

